



US00D731362S

(12) **United States Design Patent**
Gorsten Schuenemann et al.

(10) **Patent No.:** **US D731,362 S**
(45) **Date of Patent:** **** Jun. 9, 2015**

(54) **VEHICLE, TOY, AND/OR REPLICAS THEREOF**

D555,540 S * 11/2007 Pfeiffer D12/91
D556,635 S * 12/2007 Pfeiffer D12/91
D556,636 S * 12/2007 Pfeiffer D12/91
D705,130 S * 5/2014 Chang D12/91

(71) Applicant: **Daimler AG**, Stuttgart (DE)

(72) Inventors: **Felipe Gorsten Schuenemann**, Stuttgart (DE); **Frederik Knothe**, Stuttgart (DE); **Martin Kreidl**, Sindelfingen (DE); **Kai Sieber**, Stuttgart (DE); **Gorden Wagener**, Gaeufelden (DE)

(73) Assignee: **Daimler AG**, Stuttgart (DE)

(**) Term: **14 Years**

(21) Appl. No.: **29/488,969**

(22) Filed: **Apr. 25, 2014**

(30) **Foreign Application Priority Data**

Oct. 28, 2013 (EM) 002334227-0001

(51) **LOC (10) Cl.** **12-08**

(52) **U.S. Cl.**
USPC **D12/91**

(58) **Field of Classification Search**
USPC D12/86, 90-92; D21/421, 433, 434;
296/181.1, 181.5
CPC B62D 35/00; B62D 25/00; B62D 25/06;
B62D 25/08; B62D 33/00
See application file for complete search history.

(56) **References Cited**

U.S. PATENT DOCUMENTS

D441,691 S * 5/2001 Pfeiffer et al. D12/90
D531,934 S * 11/2006 Nagura et al. D12/90
D550,122 S * 9/2007 Pfeiffer D12/91
D555,539 S * 11/2007 Pfeiffer D12/91

OTHER PUBLICATIONS

“Mercedes-Benz Vans, World premiere of the new Mercedes-Benz V-Class,” Press Information, Mercedes-Benz, Jan. 30, 2014.

* cited by examiner

Primary Examiner — Melody N Brown

(74) *Attorney, Agent, or Firm* — Crowell & Moring LLP

(57) **CLAIM**

The ornamental design for a vehicle, toy, and/or replicas thereof, as shown and described.

DESCRIPTION

This application contains subject matter related to the following co-pending U.S. design patent applications:

Application Ser. No. 29/488,970, filed herewith and entitled “Front Portion of a Vehicle, Toy, and/or Replicas Thereof”; and

Application Ser. No. 29/488,971, filed herewith and entitled “Rear Portion of a Vehicle, Toy, and/or Replicas Thereof”.

FIG. 1 is a left, front perspective view of a vehicle, toy, and/or replicas thereof according to the design;

FIG. 2 is a left, rear perspective view thereof;

FIG. 3 is a left side view thereof;


FIG. 4 is a right side view thereof;

FIG. 5 is a front view thereof; and,

FIG. 6 is a rear view thereof.

The broken lines are for illustrative purposes only and form no part of the claimed design.

1 Claim, 5 Drawing Sheets



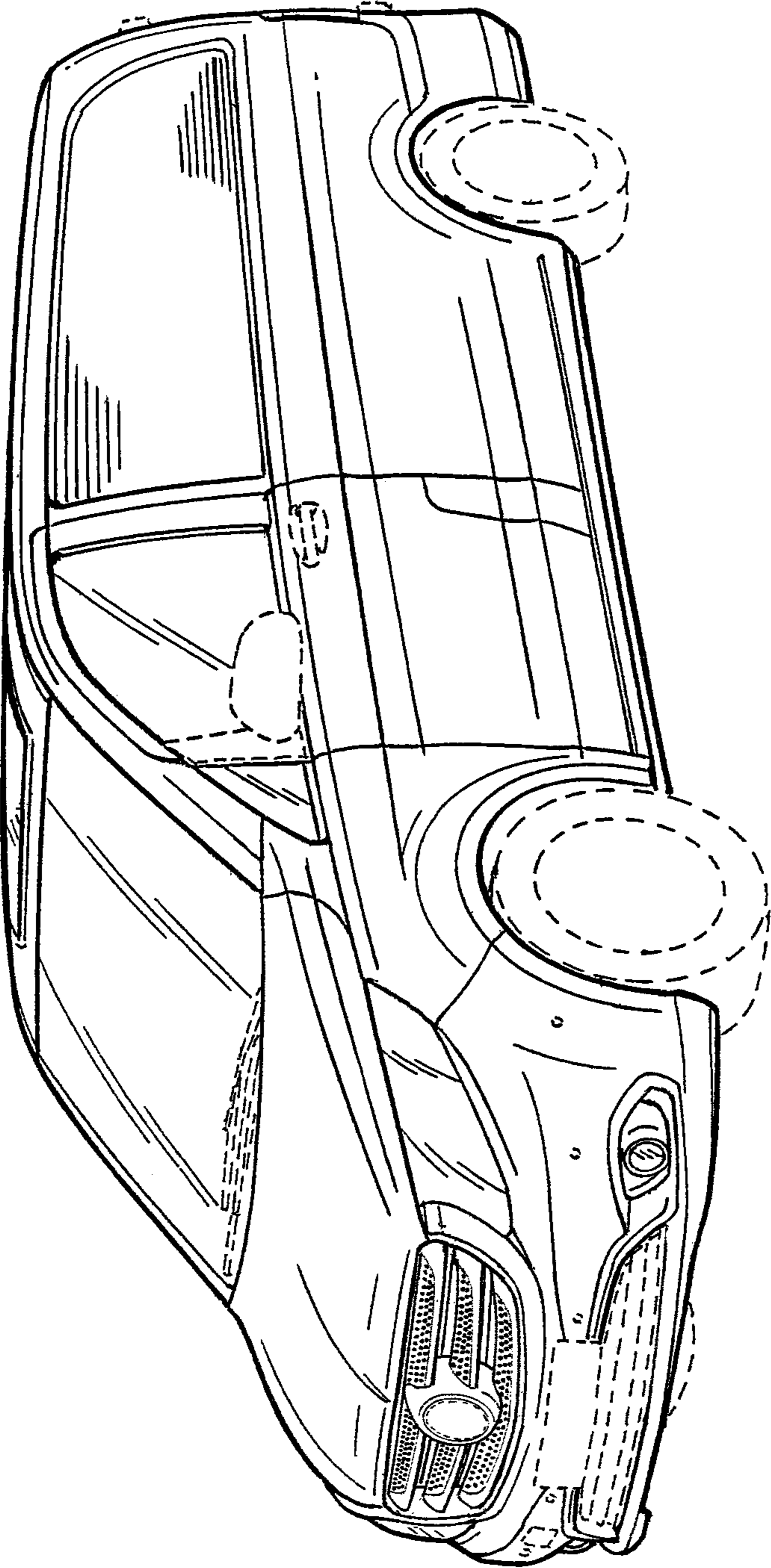


FIG. 1

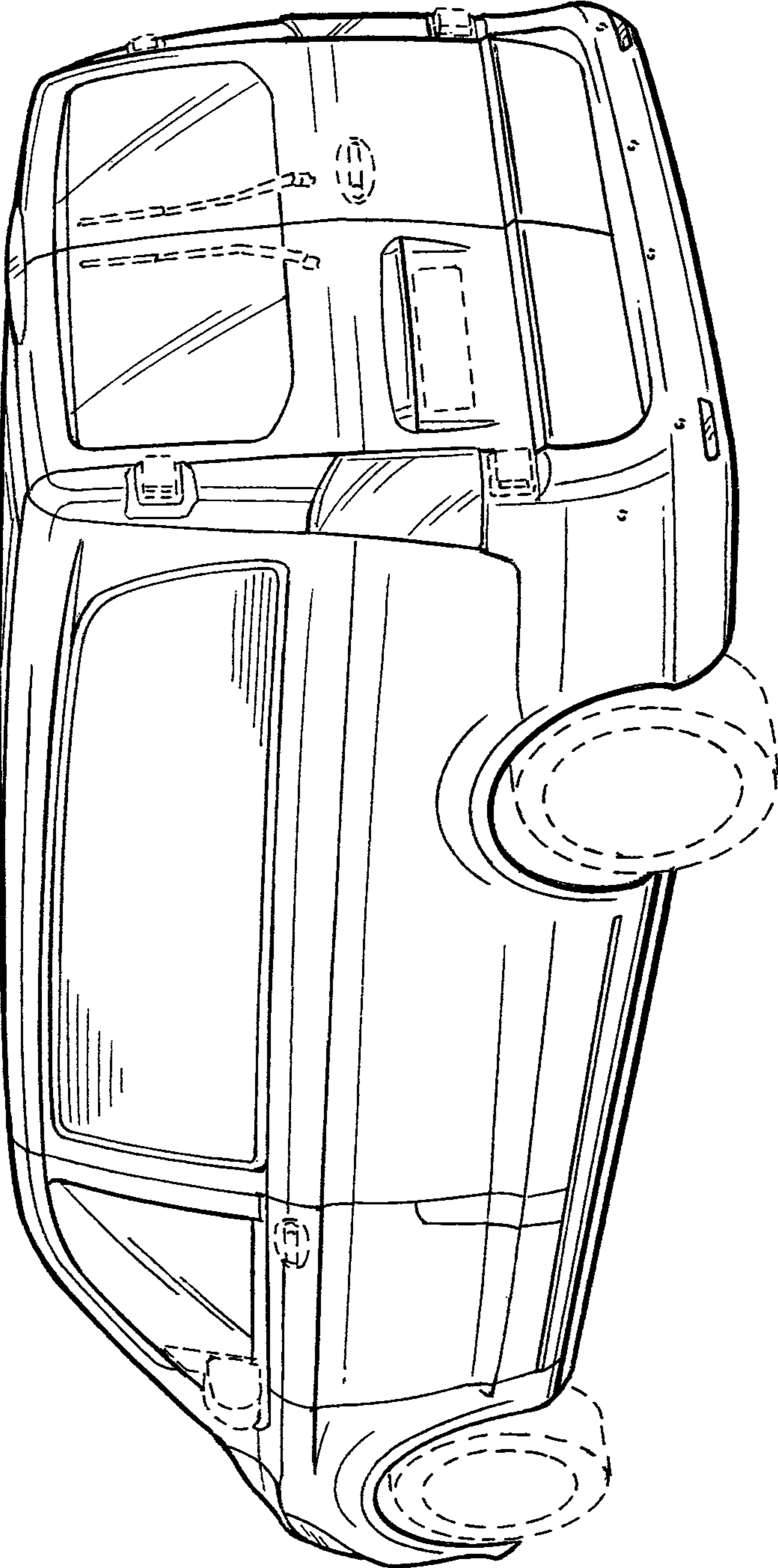


FIG. 2




FIG. 3




FIG. 4




FIG. 5

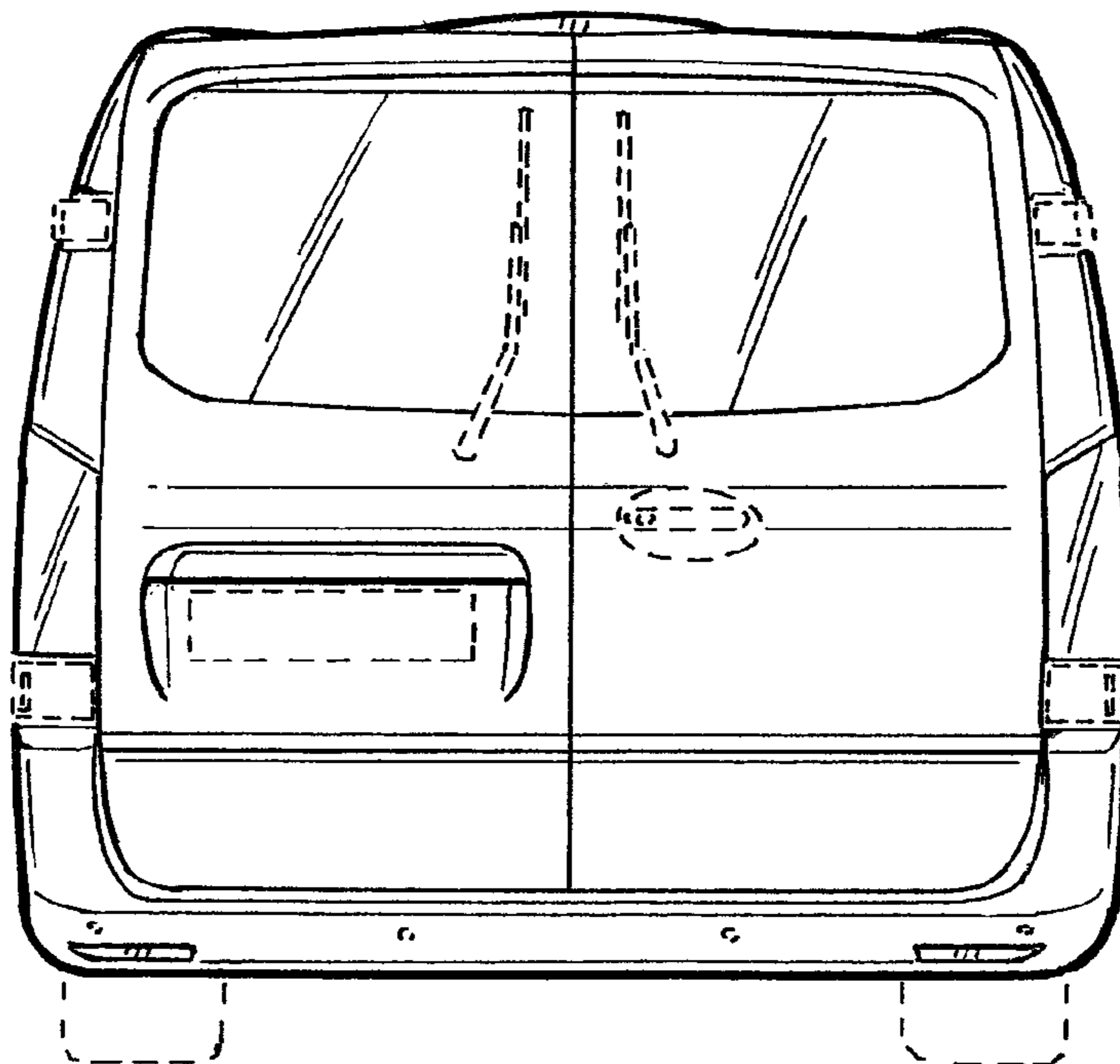


FIG. 6