



US00D731359S

(12) **United States Design Patent**
Xie

(10) **Patent No.:** **US D731,359 S**
(45) **Date of Patent:** **** Jun. 9, 2015**

(54) **SLIDE FASTENER**

(71) Applicant: **Lee Tak Fung (Hong Kong) Co., Ltd.**,
New Territories (HK)

(72) Inventor: **Ming-Zhou Xie**, Zhongshan (CN)

(73) Assignee: **LEE TAK FUNG (HONG KONG)**
CO., LTD., New Territories (HK)

(**) Term: **14 Years**

(21) Appl. No.: **29/489,527**

(22) Filed: **Apr. 30, 2014**

(51) **LOC (10) Cl.** **02-07**

(52) **U.S. Cl.**
USPC **D11/221**

(58) **Field of Classification Search**
USPC D11/200, 201, 221, 86, 87;
24/381-383, 385-387, 414-417,
24/421-422, 427-431, 433, 412; 2/265;
D2/641, 642; 294/3.6; 223/118
CPC A44B 19/00; A44B 19/02; A44B 19/04;
A44B 19/10; A44B 19/24; A44B 19/26;
A44B 19/30

See application file for complete search history.

(56) **References Cited**

U.S. PATENT DOCUMENTS

D293,225 S *	12/1987	Hasegawa	D11/221
D326,433 S *	5/1992	Takizawa et al.	D11/221
D509,460 S *	9/2005	Botzer	D11/221
D628,123 S *	11/2010	Kojima et al.	D11/221
D631,789 S *	2/2011	Takani	D11/221
D632,218 S *	2/2011	Yamamoto et al.	D11/221
D644,564 S *	9/2011	Kojima et al.	D11/221

* cited by examiner

Primary Examiner — Ralf Seifert

(74) *Attorney, Agent, or Firm* — Rabin & Berdo, P.C.


(57) **CLAIM**

The ornamental design for a slide fastener, as shown and described.

DESCRIPTION

FIG. 1 is a front view of a slide fastener showing my new design;
FIG. 2 is a rear view thereof;
FIG. 3 is a left side view thereof;
FIG. 4 is a right side view thereof;
FIG. 5 is a top plan view thereof;
FIG. 7 is another right side view thereof;
FIG. 8 is another left side view thereof; and,
FIG. 9 is perspective view thereof.

1 Claim, 9 Drawing Sheets






FIG. 1




FIG. 2




FIG. 3




FIG. 4

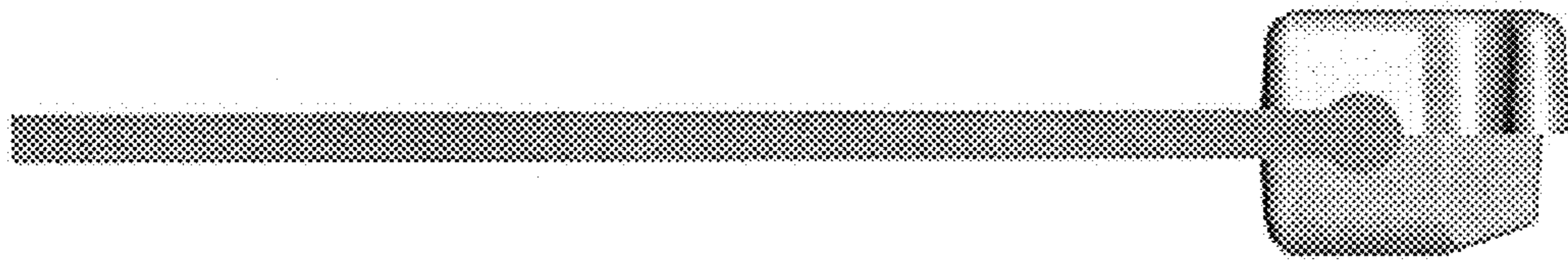


FIG. 5



FIG. 6

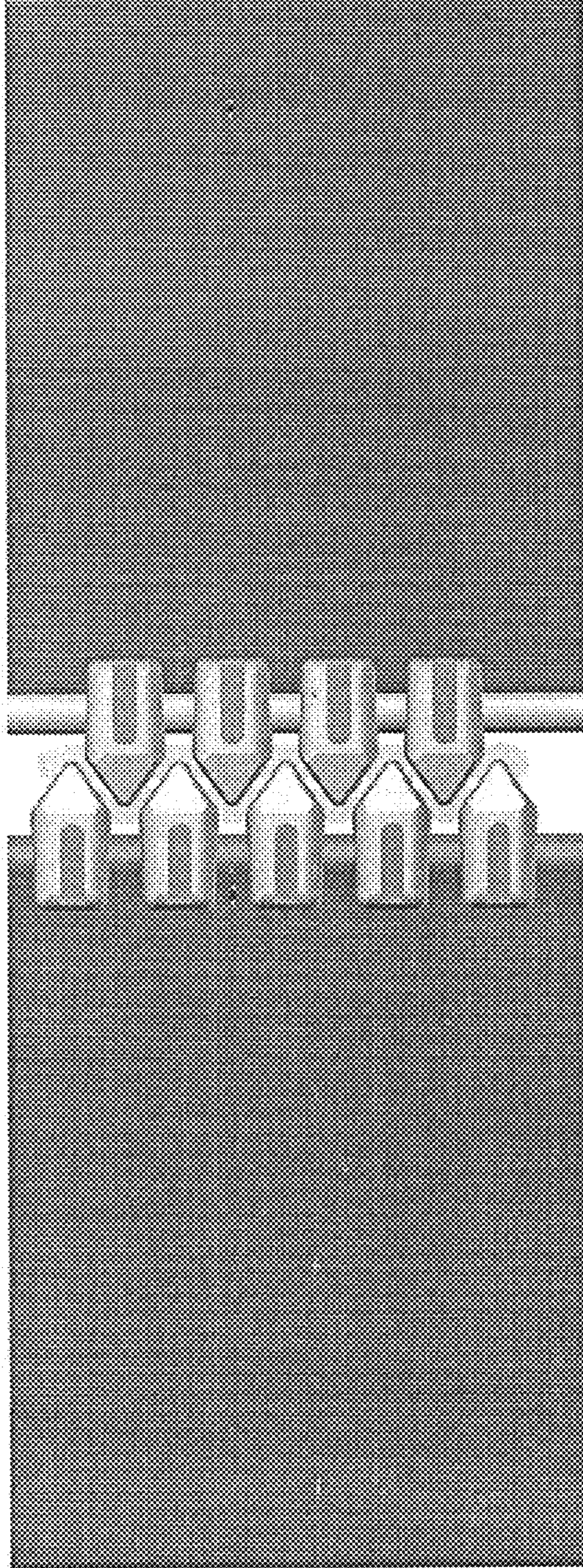


FIG. 7




FIG. 8




FIG. 9