



US00D731353S

(12) **United States Design Patent**
Wynn et al.

(10) **Patent No.:** **US D731,353 S**
(45) **Date of Patent:** **** Jun. 9, 2015**

- (54) **HOLY GHOST ORNAMENT**
- (71) Applicants: **Chaucy Rae Wynn**, Highland Springs, VA (US); **Martin Telligent Wynn**, Highland Springs, VA (US)
- (72) Inventors: **Chaucy Rae Wynn**, Highland Springs, VA (US); **Martin Telligent Wynn**, Highland Springs, VA (US)
- (**) Term: **14 Years**
- (21) Appl. No.: **29/482,707**
- (22) Filed: **Feb. 21, 2014**
- (51) **LOC (10) Cl.** **11-02**
- (52) **U.S. Cl.**
USPC **D11/157**
- (58) **Field of Classification Search**
USPC D11/95, 96, 101, 131, 132, 133, 136,
D11/157, 160, 184; D99/99; 428/3, 15, 39,
428/542.2, 542.4
See application file for complete search history.

D484,067	S	*	12/2003	Wright	D11/79
6,702,583	B1	*	3/2004	Christ-Janer	434/245
D520,402	S	*	5/2006	Psaltis	D11/96
D531,448	S	*	11/2006	Boss et al.	D7/354
D536,636	S	*	2/2007	Dobbins	D11/157
D569,300	S	*	5/2008	Glinberg	D11/96
D580,079	S	*	11/2008	van der Lande	D26/47
D583,265	S	*	12/2008	Kraus	D10/68
D596,073	S	*	7/2009	Fudala	D11/133
D679,625	S	*	4/2013	McSwain	D11/96
2002/0164437	A1	*	11/2002	Santarpia	428/3

* cited by examiner

Primary Examiner — Eric Goodman
Assistant Examiner — Steven Czyz

(74) *Attorney, Agent, or Firm* — Daniel Boudwin; Global Intellectual Property Agency LLC

(57) **CLAIM**

The ornamental design for a Holy Ghost ornament, as shown and described.

DESCRIPTION

FIG. 1 is a front, perspective view of a Holy Ghost ornament, FIG. 2 is a front view of the design, FIG. 3 is a rear view of the design, FIG. 4 is an overhead view of the design, FIG. 5 is an underside view of the design, FIG. 6 is a first side view of the design; and, FIG. 7 is the second side view of the design.

1 Claim, 4 Drawing Sheets

(56) **References Cited**

U.S. PATENT DOCUMENTS

170,218	A	*	11/1875	Atterbury et al.	40/324
D65,479	S	*	8/1924	Klein et al.	D11/136
D258,544	S	*	3/1981	Benedetto	D99/27
D319,415	S	*	8/1991	Johnston	D11/101
D409,112	S	*	5/1999	Tosti et al.	D11/133






FIG. 1




FIG. 2

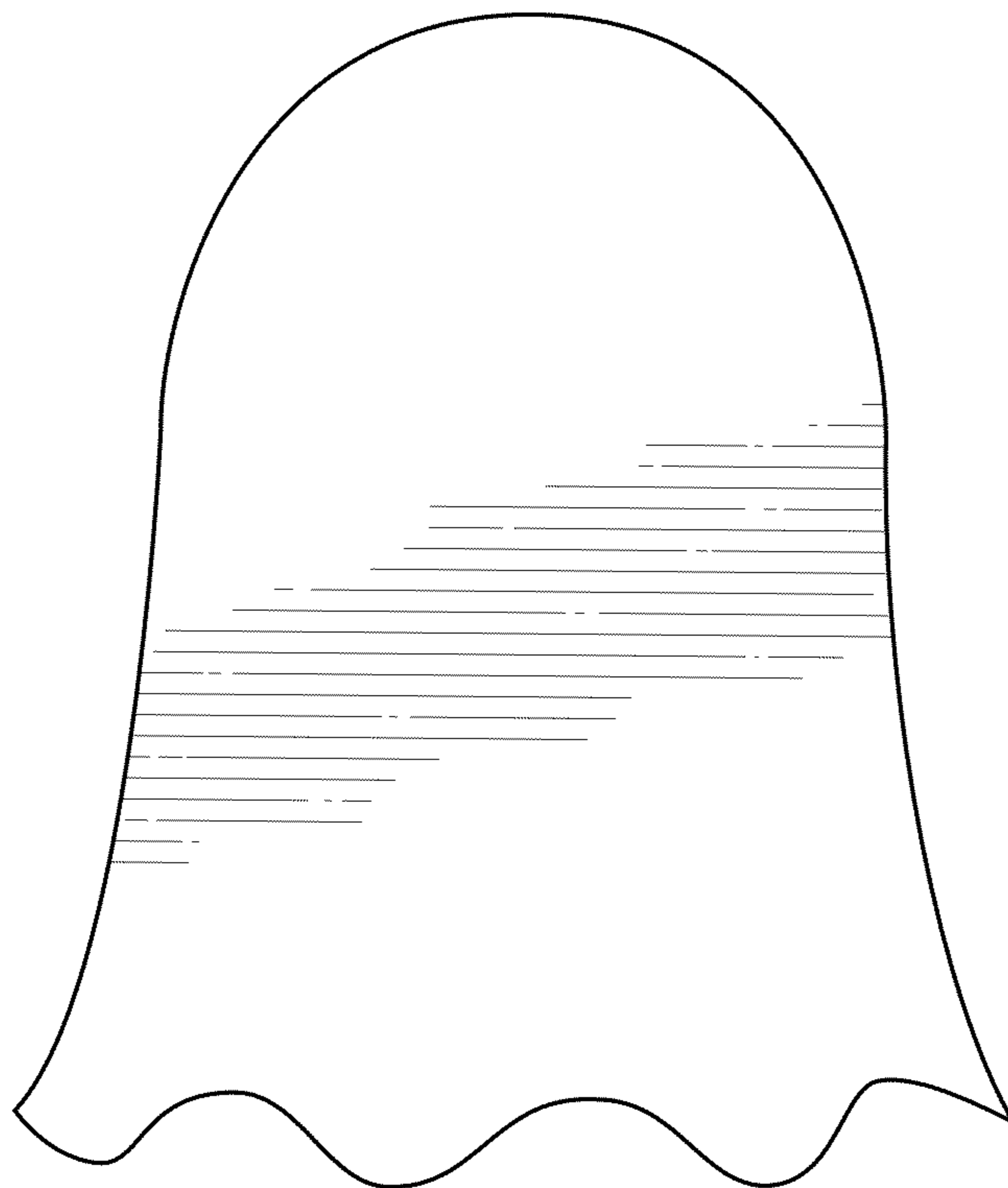


FIG. 3



FIG. 4



FIG. 5



FIG. 6



FIG. 7