

US00D731348S

(12) **United States Design Patent**  
**Vangell**

(10) **Patent No.:** **US D731,348 S**

(45) **Date of Patent:** **\*\* Jun. 9, 2015**

(54) **COUNTING BRACELET**

(71) Applicant: **Cynthia Anne Vangell**, San Clemente,  
CA (US)

(72) Inventor: **Cynthia Anne Vangell**, San Clemente,  
CA (US)

(\*\*) Term: **14 Years**

(21) Appl. No.: **29/489,422**

(22) Filed: **Apr. 30, 2014**

(51) **LOC (10) Cl.** ..... **11-01**

(52) **U.S. Cl.**  
USPC ..... **D11/11**

(58) **Field of Classification Search**  
USPC ..... D11/1-25; 63/1.11, 3.1, 3.2, 15,  
63/15.1-15.4, 15.45, 15.5, 15.6, 15.65,  
63/5.1; D28/41; D21/468; D24/211, 214;  
D10/46.1; 116/222; 235/123

See application file for complete search history.

(56) **References Cited**

**U.S. PATENT DOCUMENTS**

213,113	A *	3/1879	Jones et al.	116/222
D118,875	S *	2/1940	Wuyts	D11/6
4,210,093	A	7/1980	Baker	
4,912,307	A	3/1990	Shade et al.	
5,353,439	A *	10/1994	Kurtz et al.	2/160
5,395,245	A *	3/1995	Heinz	434/204
6,561,415	B2 *	5/2003	Grant	235/61 R
D487,709	S *	3/2004	Ferlise	D11/5
D497,566	S *	10/2004	Pucci	D11/4
7,153,138	B2 *	12/2006	Charles	434/127
D630,111	S	1/2011	LaPierre	
D649,483	S	11/2011	Ebeling	
D655,637	S *	3/2012	Calderone	D11/3

D658,089	S *	4/2012	Rafaelian	D11/8
D662,849	S *	7/2012	Rafaelian	D11/8
D669,385	S *	10/2012	Rafaelian	D11/8
D676,231	S *	2/2013	Coleman	D3/18
D681,498	S *	5/2013	Kornerup	D11/16
2007/0131753	A1 *	6/2007	Myers	235/123
2011/0048072	A1 *	3/2011	Mullen et al.	63/3.1
2012/0251986	A1 *	10/2012	Silas-Martin	434/203

**OTHER PUBLICATIONS**

[Online] [http://www.countyourstrokes.com/images/563\\_DSC\\_0739.JPG](http://www.countyourstrokes.com/images/563_DSC_0739.JPG). Retrieved Jan. 21, 2015.\*

[Online] <https://www.facebook.com/553700614664137/photos/pb.553700614664137.2207520000.1421873482.756579174376279/?type=3&theater>. Retrieved Jan. 21, 2015. Posted Apr. 27, 2014.\*

\* cited by examiner

*Primary Examiner* — Garth Rademaker

*Assistant Examiner* — Melanie Pellegrini

(57) **CLAIM**

The ornamental design for a counting bracelet, as shown and described.

**DESCRIPTION**

FIG. 1 is a perspective top view of a counting bracelet; FIG. 2 is a front elevation view of the counting bracelet; FIG. 3 is a rear elevation view of the counting bracelet; FIG. 4 is a left side elevation view of the counting bracelet, the right side elevation view being a mirror image thereof; FIG. 5 is a top plan view of the counting bracelet; FIG. 6 is a bottom plan view of the counting bracelet; and, FIG. 7 is a perspective view of the counting bracelet, shown on a user's wrist.

The broken lines shown in FIG. 7 represent environment which forms no part of the claimed design.

**1 Claim, 3 Drawing Sheets**

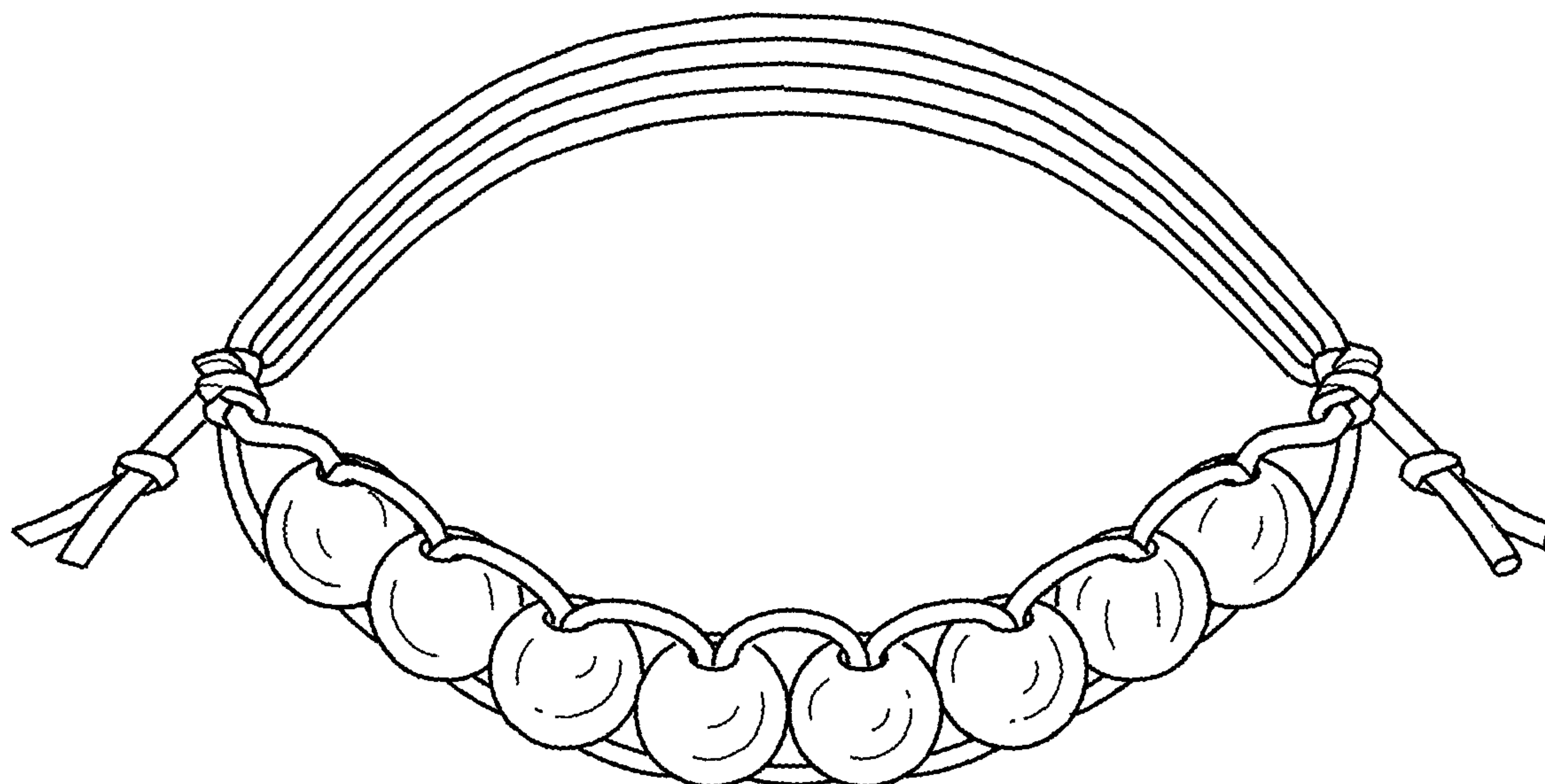


FIG. 1

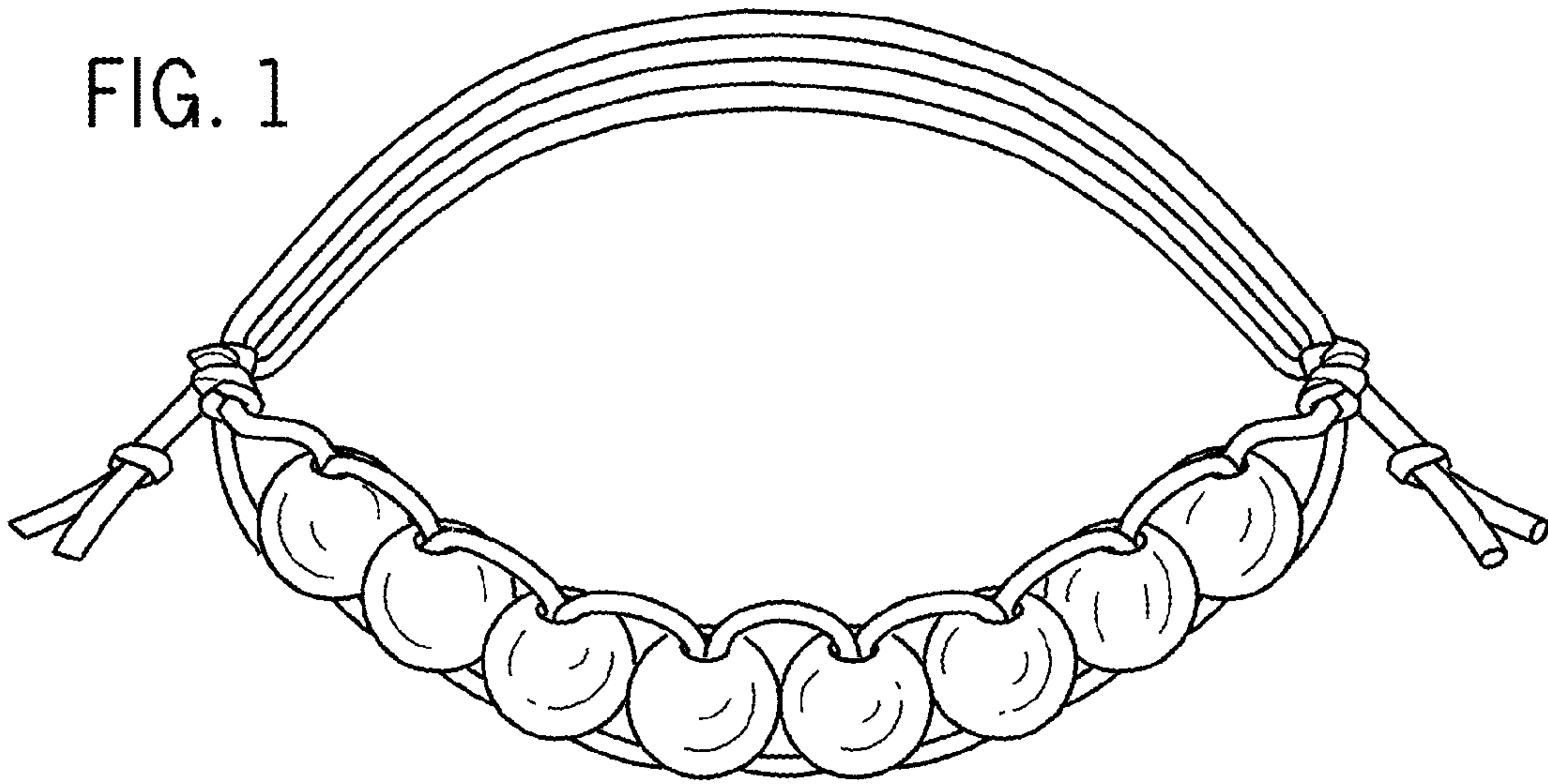


FIG. 2

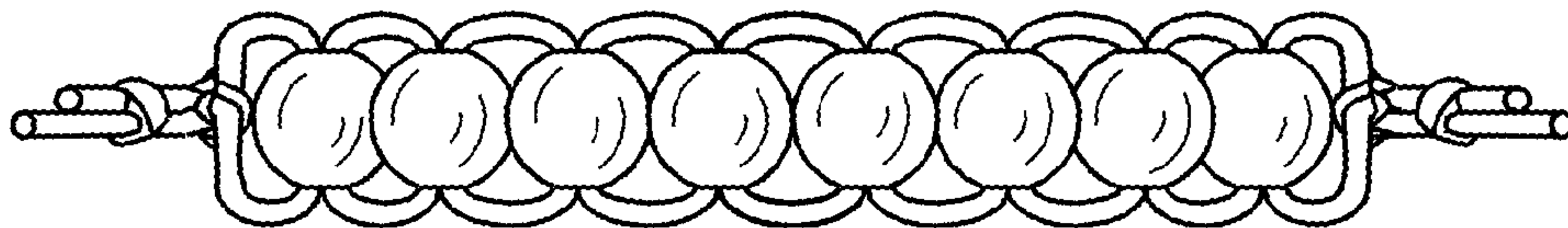


FIG. 3




FIG. 4

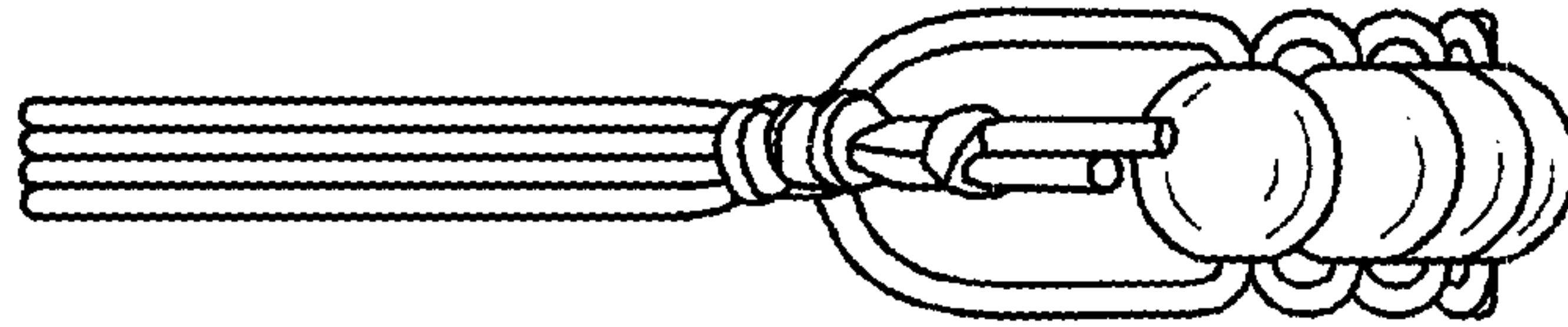



FIG. 5



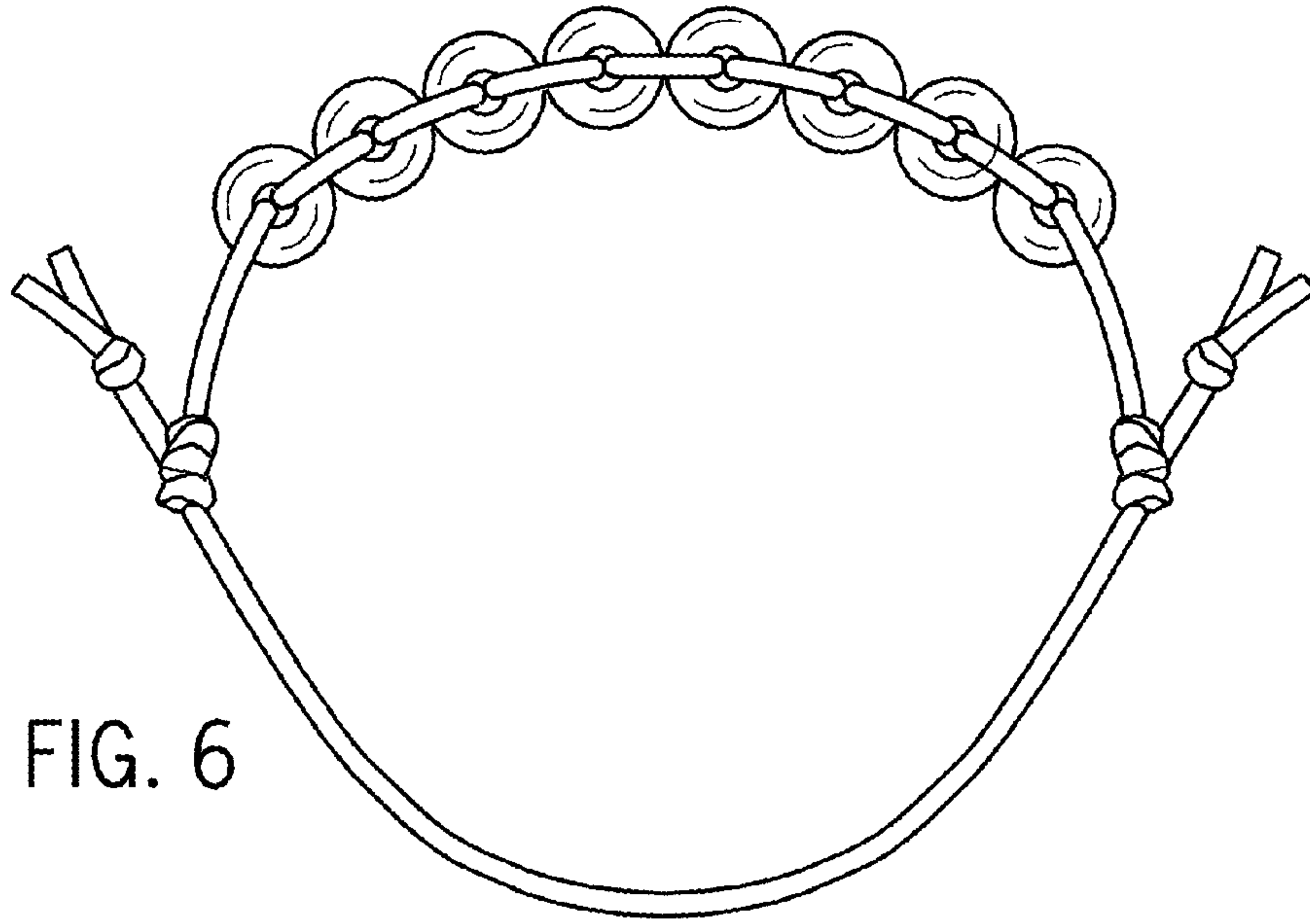


FIG. 6

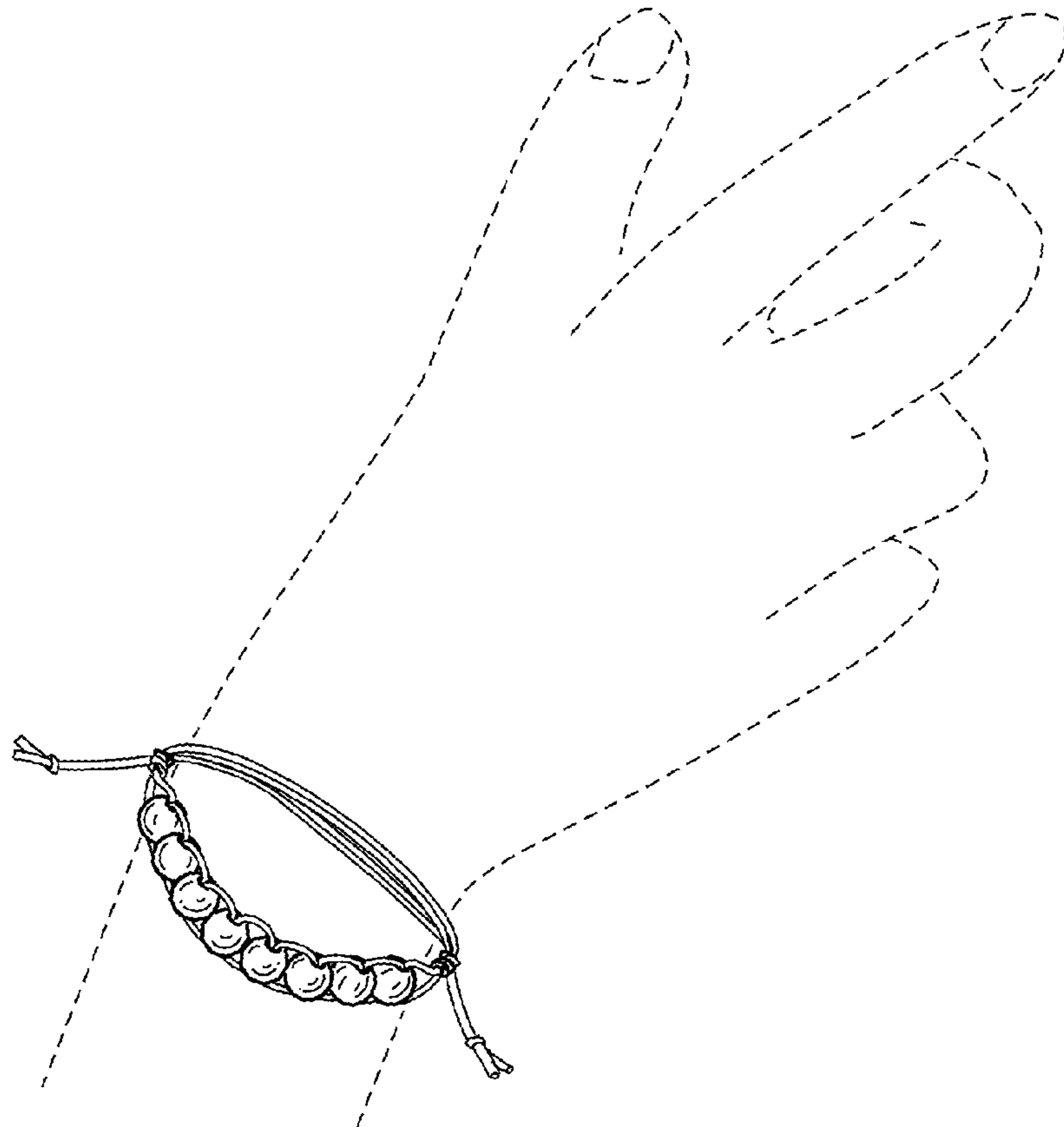


FIG. 7