



US00D731333S

(12) **United States Design Patent**
Hawkins et al.

(10) **Patent No.:** **US D731,333 S**

(45) **Date of Patent:** **** Jun. 9, 2015**

(54) **AIRCRAFT ANGLE OF ATTACK INDICATOR**

(56) **References Cited**

(71) Applicant: **ICON Aircraft, Inc.**, Los Angeles, CA
(US)

U.S. PATENT DOCUMENTS

D288,412 S * 2/1987 Nunes D10/6
8,421,649 B2 * 4/2013 Marstall et al. 340/975

(72) Inventors: **Kirk Hawkins**, Los Angeles, CA (US);
Klaus Tritschler, Tehachapi, CA (US);
Lisa Johansson, Los Angeles, CA (US);
Michael Schumann, Los Angeles, CA
(US); **Steen Strand**, Los Angeles, CA
(US)

* cited by examiner

Primary Examiner — Antoine D Davis
(74) *Attorney, Agent, or Firm* — Martensen IP

(73) Assignee: **Icon Aircraft, Inc.**, Los Angeles, CA
(US)

(57) **CLAIM**
The ornamental design for the aircraft angle of attack indicator, as shown and described.

(**) Term: **14 Years**

DESCRIPTION

(21) Appl. No.: **29/460,787**

The file of this patent contains a least one drawing in which elements of the design include color. Elements embodied with color are represented by black and white cross-hatching for the colors green, yellow, red and white.

(22) Filed: **Jul. 15, 2013**

FIG. 1 is a front drawing of the aircraft angle of attack indicator in which an airfoil element represents an optimal landing approach angle of attack condition.

(51) **LOC (10) Cl.** **10-04**

FIG. 2 is a front drawing of the aircraft angle of attack indicator in which the airfoil element, in an alternative position, indicates a sub-optimal landing approach angle of attack condition.

(52) **U.S. Cl.**
USPC **D10/67**; D10/81

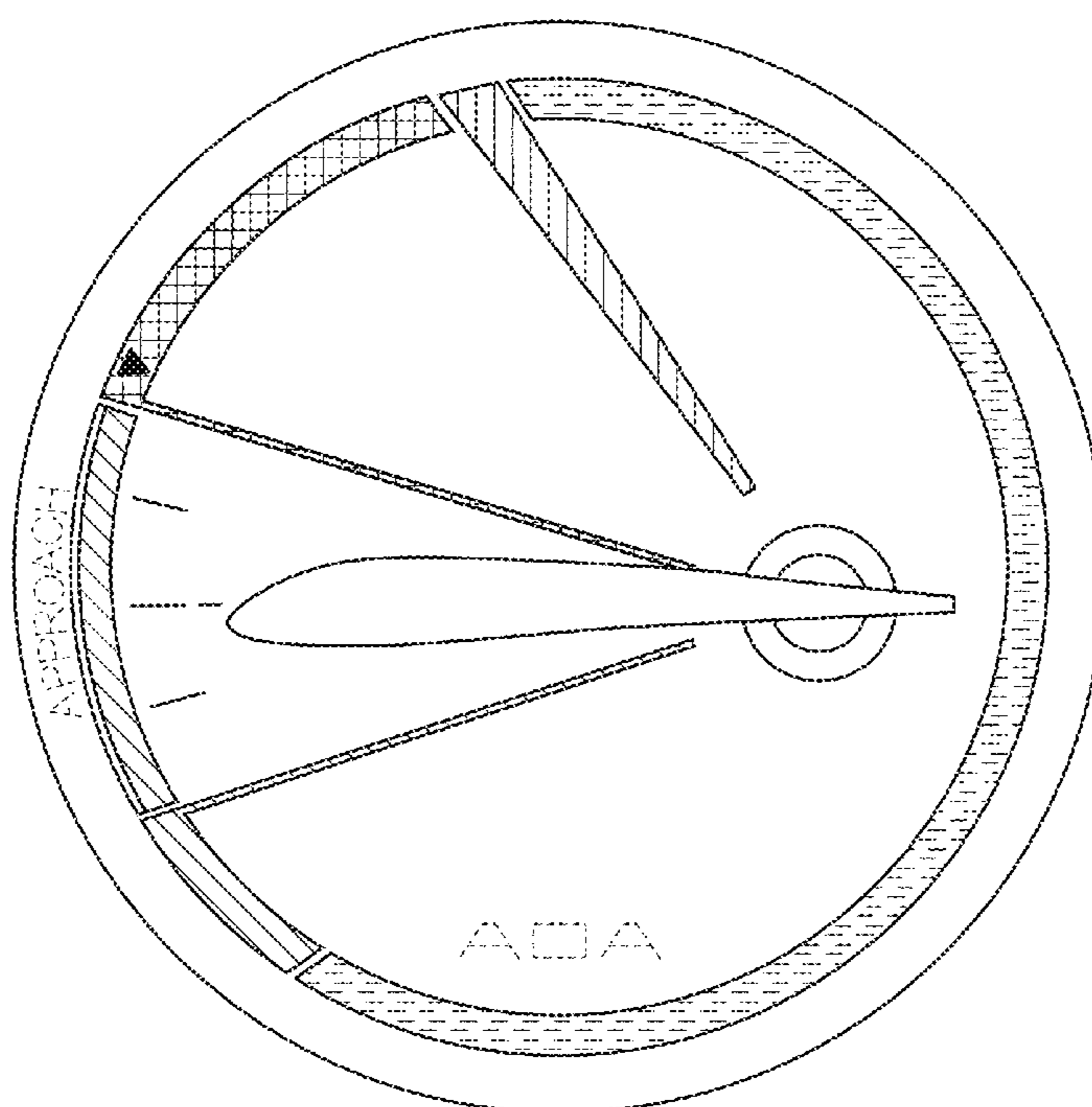
FIG. 3 is a front drawing of the aircraft angle of attack indicator in which the airfoil element, in an alternative position, indicates an excessive and cautionary landing approach angle of attack condition yet an acceptable flight angle of attack condition; and,

(58) **Field of Classification Search**
USPC D10/67; D12/174; 73/178 R, 178 T,
73/866.3; 340/945, 951, 967, 971, 974;
701/4-6, 18

FIG. 4 is a front drawing of the aircraft angle of attack indicator in which the airfoil element, in an alternative position, indicates a stall angle of attack condition.

CPC B64D 43/00; G01C 23/005; G01P 3/62
See application file for complete search history.

1 Claim, 4 Drawing Sheets



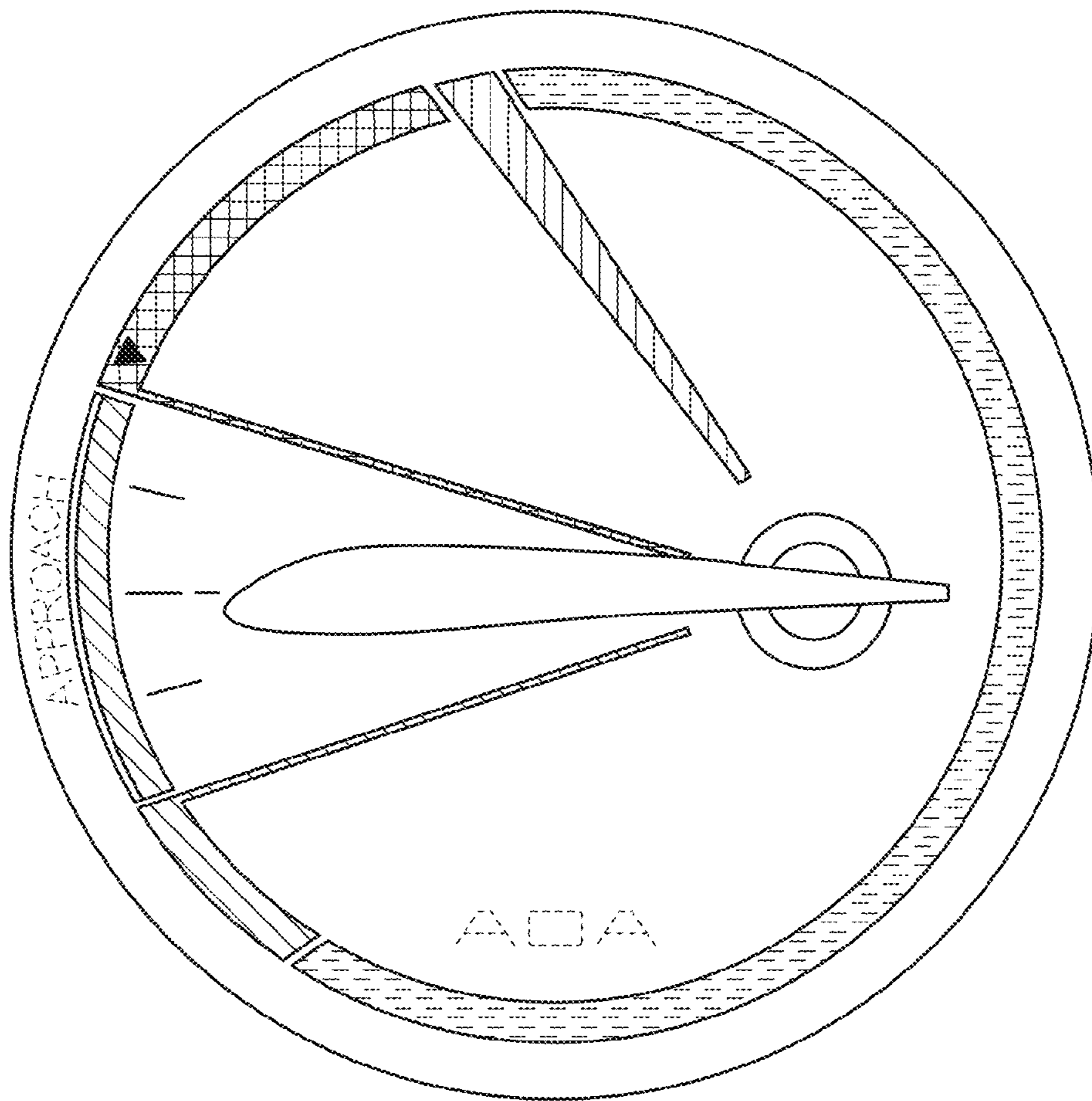


FIG. 1

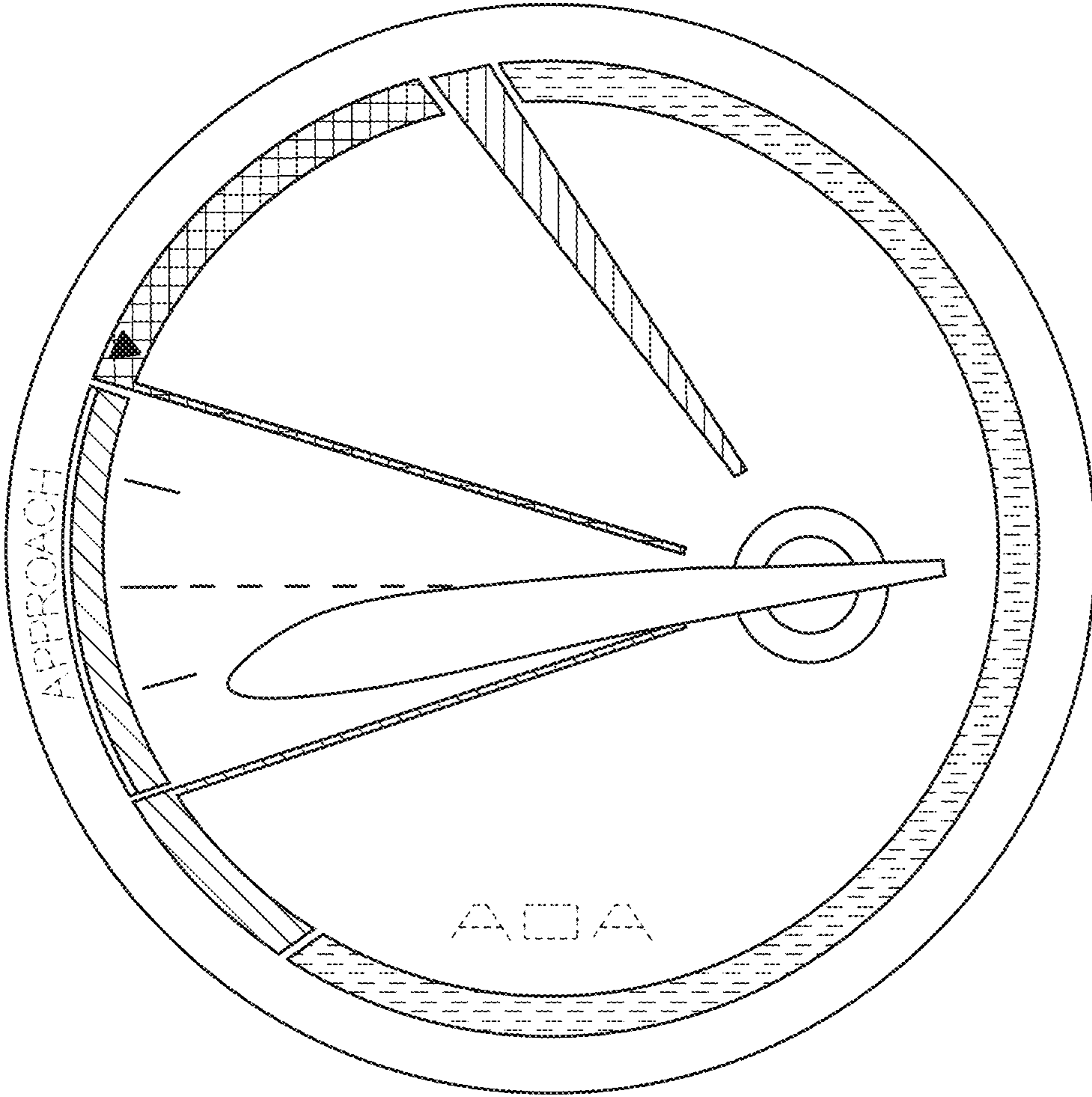


FIG.2

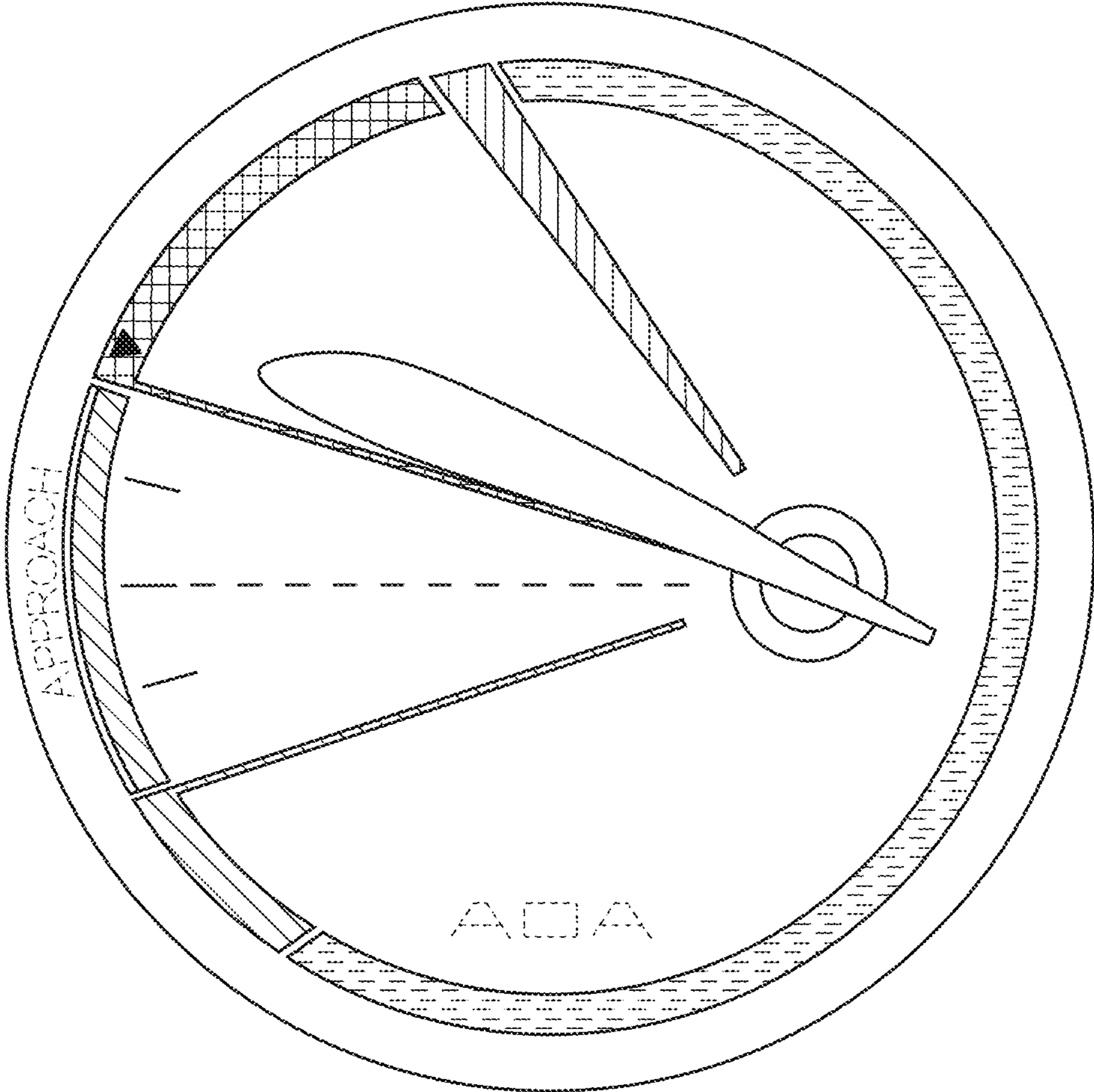


FIG.3

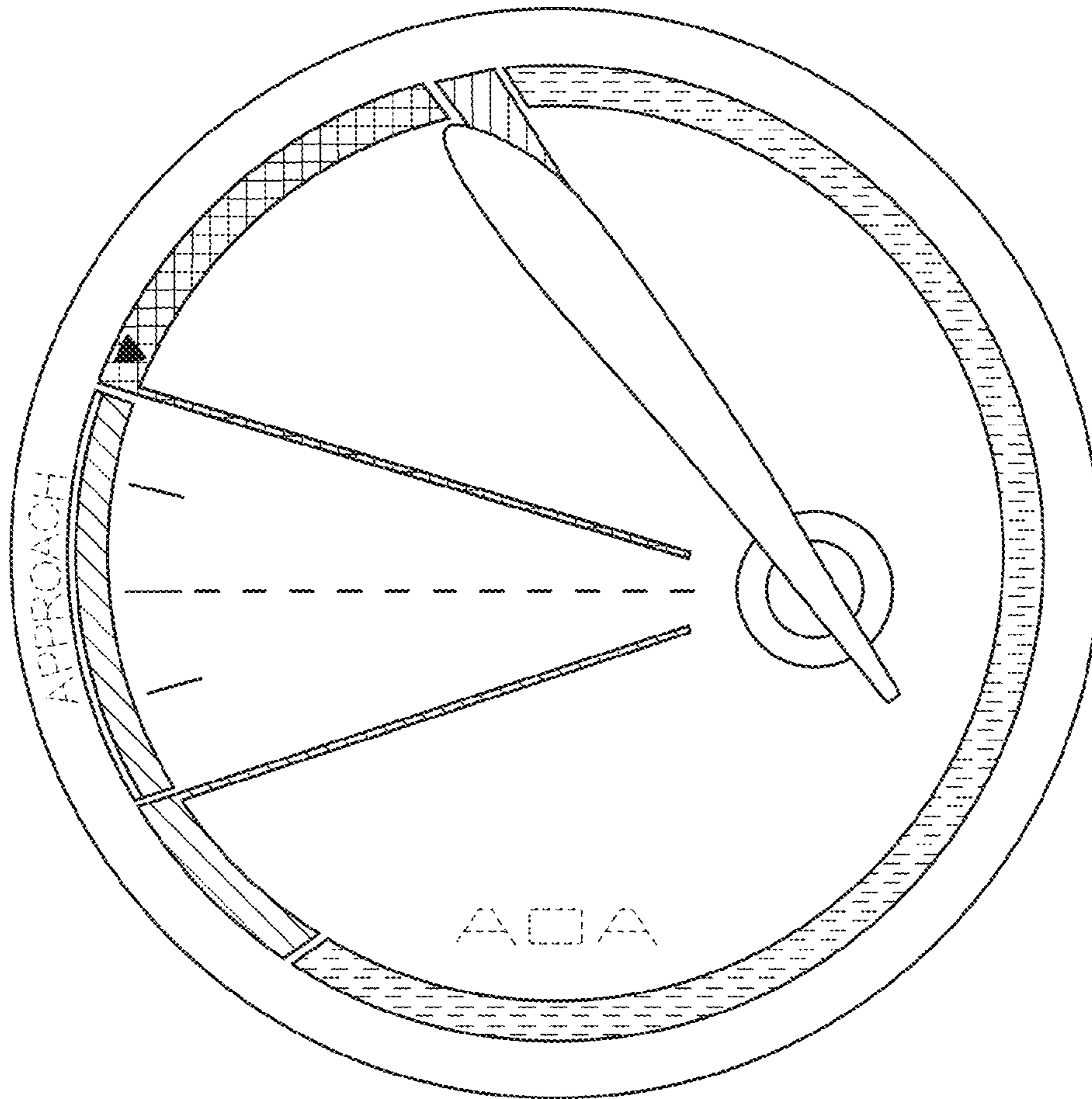


FIG. 4

UNITED STATES PATENT AND TRADEMARK OFFICE
CERTIFICATE OF CORRECTION

PATENT NO. : D731,333 S
APPLICATION NO. : 29/460787
DATED : June 9, 2015
INVENTOR(S) : Kirk Hawkins et al.

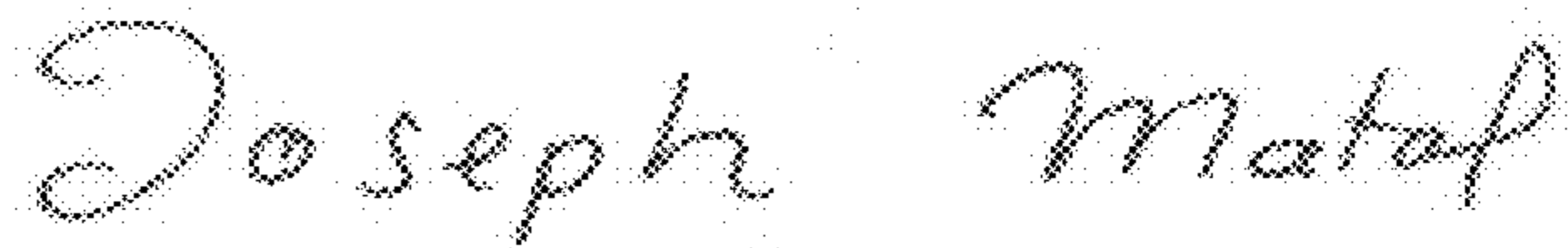
Page 1 of 1

It is certified that error appears in the above-identified patent and that said Letters Patent is hereby corrected as shown below:

Column 1, Item (72) Should Read:

Inventors: Kirk Hawkins, Los Angeles, CA (US); Klaus Tritschler, Tehachapi, CA (US); Lisa Johansson, Los Angeles, CA (US); Michael Schumann, Los Angeles, CA (US); Steen Strand, Los Angeles, CA (US); Jon Karkow, Tehachapi, CA (US)

Signed and Sealed this
Thirtieth Day of January, 2018



Joseph Matal

*Performing the Functions and Duties of the
Under Secretary of Commerce for Intellectual Property and
Director of the United States Patent and Trademark Office*