



US00D731318S

(12) **United States Design Patent**
Monaghan et al.

(10) **Patent No.:** **US D731,318 S**
(45) **Date of Patent:** **** Jun. 9, 2015**

(54) **BOTTLE**

(71) Applicant: **Allied Domecq Spirits & Wine Limited**, London (GB)

(72) Inventors: **Robert Monaghan**, London (GB);
Gavin Blake, London (GB)

(73) Assignee: **CHIVAS BROTHERS LIMITED**, Paisley (GB)

(**) Term: **14 Years**

(21) Appl. No.: **29/453,140**

(22) Filed: **Apr. 25, 2013**

(30) **Foreign Application Priority Data**

Nov. 7, 2012 (EP) 002132076-0001

(51) **LOC (10) Cl.** **09-01**

(52) **U.S. Cl.**

USPC **D9/563; D9/565; D9/571; D9/574**

(58) **Field of Classification Search**

USPC D9/516, 544, 560, 563, 565, 571,
D9/574-575, 715, 719; 215/379, 381-382;
220/660, 669, 675

CPC B65D 1/00; B65D 1/02; B65D 1/0223;
B65D 23/00; B65D 2501/00; B65D 2501/0009

See application file for complete search history.

(56) **References Cited**

U.S. PATENT DOCUMENTS

D213,261 S *	1/1969	Plummer	D9/536
D226,179 S *	1/1973	Bystedt et al.	D9/775
D268,330 S *	3/1983	Aldrich, III	D9/542
D282,443 S *	2/1986	Beaver et al.	D9/563
D360,363 S *	7/1995	Minale	D9/562
D481,308 S *	10/2003	Poujol	D9/632
D551,082 S *	9/2007	Kakhniadze et al.	D9/530
D566,569 S *	4/2008	Matthiesen	D9/545

* cited by examiner

Primary Examiner — Ian Simmons

Assistant Examiner — Dana L Meyrow

(74) *Attorney, Agent, or Firm* — McDermott Will & Emery LLP

(57) **CLAIM**

The ornamental design for a bottle, as shown and described.

DESCRIPTION

FIG. 1 is a top, front, right side perspective view of the bottle, showing the new design;

FIG. 2 is a front elevational view of the bottle;

FIG. 3 is a rear elevational view of the bottle;

FIG. 4 is a side elevational view of the bottle;



FIG. 5 is another side elevational view of the bottle;

FIG. 6 is a top plan view of the bottle; and,

FIG. 7 is a bottom plan view of the bottle.

The broken lines in the drawings showing various elements of the bottle are included for the purpose of illustrating environmental structure and form no part of the claimed design.

1 Claim, 6 Drawing Sheets






FIG. 1




FIG. 2




FIG. 3




FIG. 4




FIG. 5

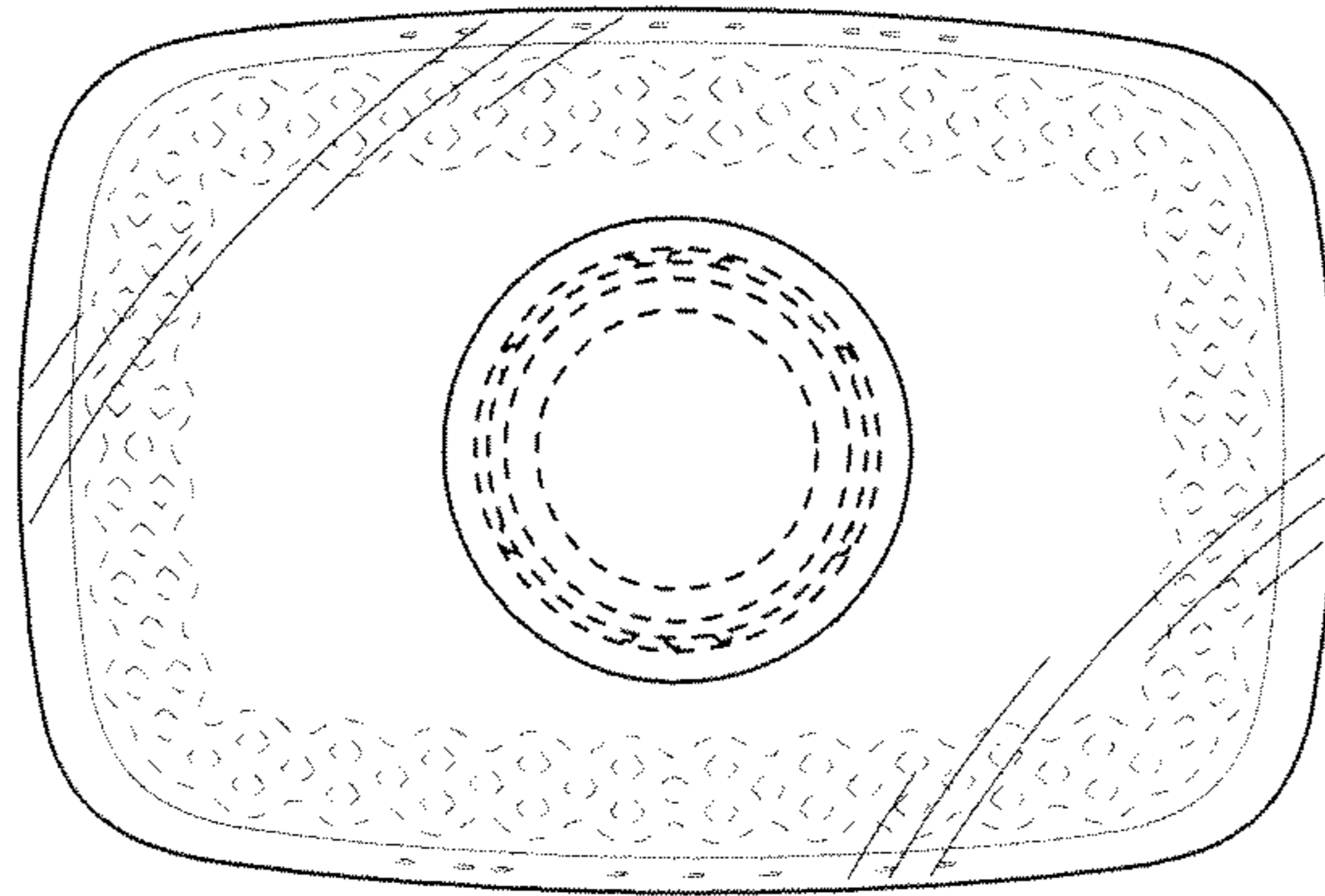


FIG. 6

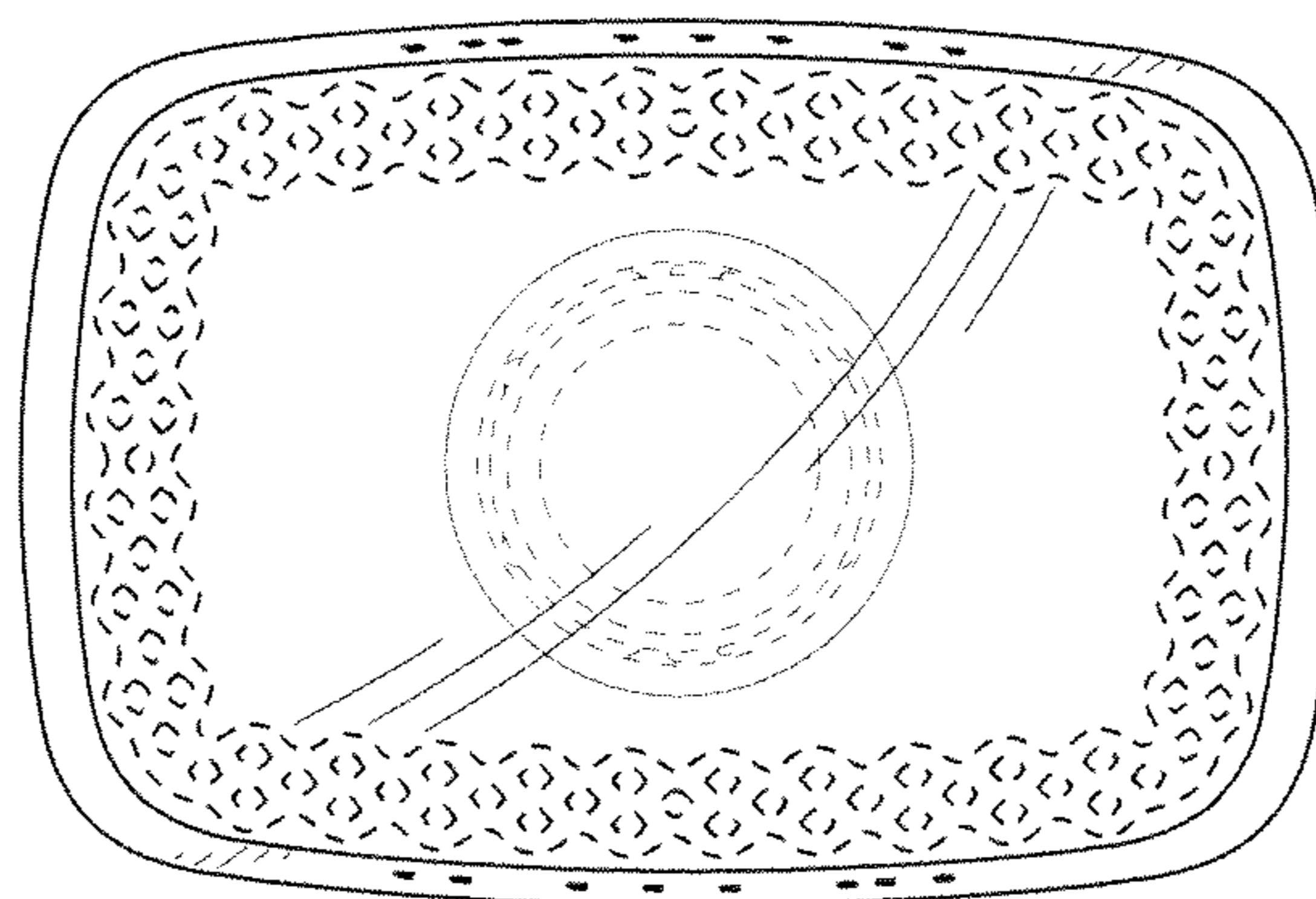


FIG. 7