



US00D731305S

(12) **United States Design Patent**
Short et al.

(10) **Patent No.:** **US D731,305 S**
(45) **Date of Patent:** **** Jun. 9, 2015**

(54) **PACKAGING**

- (71) Applicant: **Tweezerman**, Port Washington, NY (US)
- (72) Inventors: **Martin Short**, Jersey City, NJ (US);
Stéphane Krumenacker, Wynnewood, PA (US); **Brian KyungMoo Kang**, West New York, NJ (US)
- (73) Assignee: **Tweezerman International, LLC**, Port Washington, NY (US)

(**) Term: **14 Years**

(21) Appl. No.: **29/448,676**

(22) Filed: **Mar. 13, 2013**

(51) **LOC (10) Cl.** **09-03**

(52) **U.S. Cl.**
USPC **D9/430**

(58) **Field of Classification Search**
USPC D9/414-433, 444-445, 456, 711, 715,
D9/718, 748; D7/601, 602, 538, 540,
D7/550.1; D3/203.5, 202, 207, 210;
D4/116
CPC B65D 5/00; B65D 5/0015; B65D 5/0045;
B65D 5/18; B65D 5/40; B65D 5/2033;
B65D 1/22; B65D 1/225; B65D 1/24; B65D
1/34; B65D 1/38

See application file for complete search history.

(56) **References Cited**

U.S. PATENT DOCUMENTS

D219,505 S	*	12/1970	Wakamatsu	D9/432
D274,752 S	*	7/1984	Byrne	D24/223
D283,592 S	*	4/1986	Quarrell et al.	D6/512
D352,662 S	*	11/1994	McIlvain	D9/520
D472,810 S	*	4/2003	Gelardi et al.	D9/428
D560,491 S	*	1/2008	Munford et al.	D9/424
D605,035 S	*	12/2009	Altonen et al.	D9/432

(Continued)

OTHER PUBLICATIONS

Case in Point: Tweezerman's Sharp New Look. [online] Published Mar. 1, 2013 from URL: <<http://www.brandpackaging.com/articles/84422-case-in-point-tweezermans-sharp-new-look>>.*

(Continued)

Primary Examiner — Susan Bennett Hattan

Assistant Examiner — Vy Koenig

(74) *Attorney, Agent, or Firm* — Mayback & Hoffman, P.A.; Gregory L. Mayback


(57) **CLAIM**

The ornamental design for packaging, as shown and described.

DESCRIPTION

FIG. 1 is a front view of the packaging;
FIG. 2 is a rear view thereof;
FIG. 3 is a bottom plan view thereof;
FIG. 4 is a left side view thereof;
FIG. 5 is a perspective view of the packaging of FIG. 1 with an unclaimed interior packing insert;
FIG. 6 is a rear view of the packaging thereof with an unclaimed interior packing insert;
FIG. 7 is a right side view of the packaging of FIG. 1 with an unclaimed interior packing insert and tweezer product;
FIG. 8 is a perspective view of the packaging of FIG. 1 from in front of the right corner thereof with an unclaimed interior packing insert and tweezer product;
FIG. 9 is a top plan view of the packaging of FIG. 1 in an unclaimed packaging drawer; and,
FIG. 10 is a perspective view of the packaging of FIG. 1 in the unclaimed packaging drawer from in front of the right corner. The broken lines in the drawings depict environmental subject matter, mainly an interior packing insert, tweezer product, and a packaging drawer, and form no part of the claimed design.

1 Claim, 6 Drawing Sheets



(56)

References Cited

OTHER PUBLICATIONS

U.S. PATENT DOCUMENTS

D664,202 S * 7/2012 Shu D19/85
D669,777 S * 10/2012 Brown et al. D9/424
D679,180 S * 4/2013 Logue D9/432
D691,881 S * 10/2013 Ivey D9/424
D692,297 S * 10/2013 Wintmolders et al. D9/431
D704,549 S * 5/2014 Liu D9/418

Corporate Crystal Gem. [online] Retrieved Sep. 25, 2014 from URL:

<<http://www.awardsltd.com/images/p500x500/crystal-glass-awards-N4zmwm.jpg>>.*

* cited by examiner

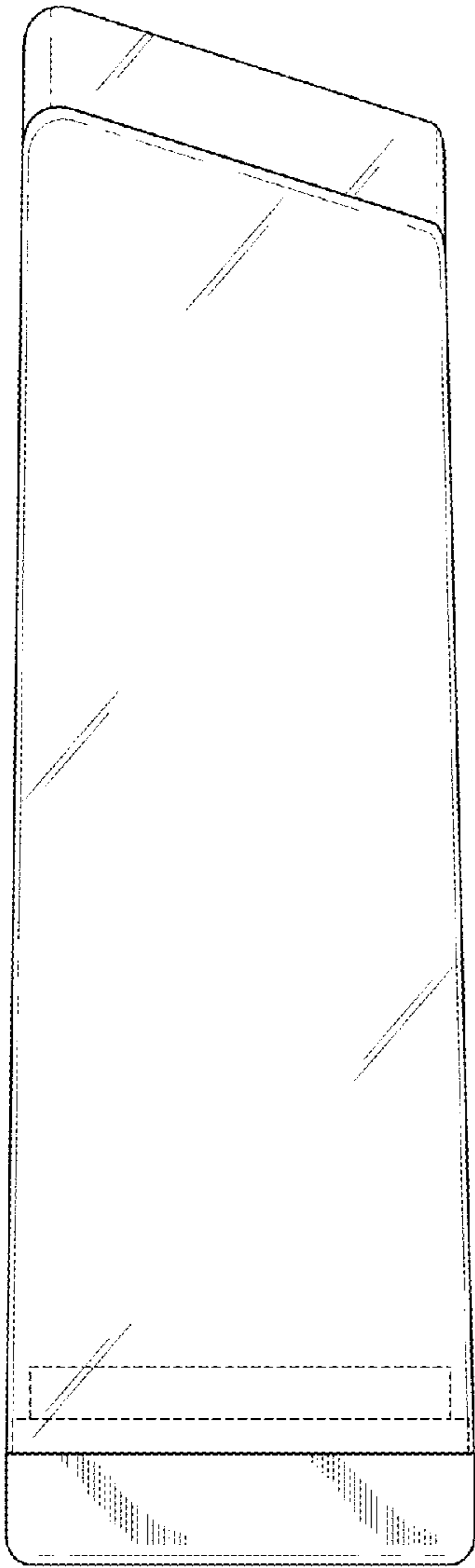


FIG. 1

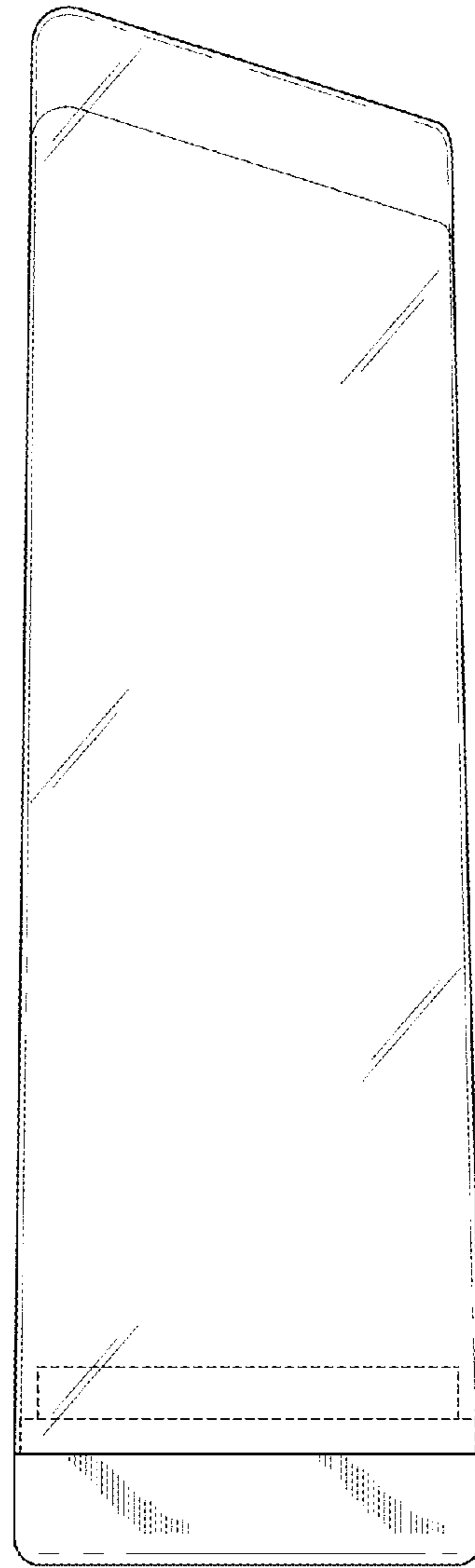


FIG. 2

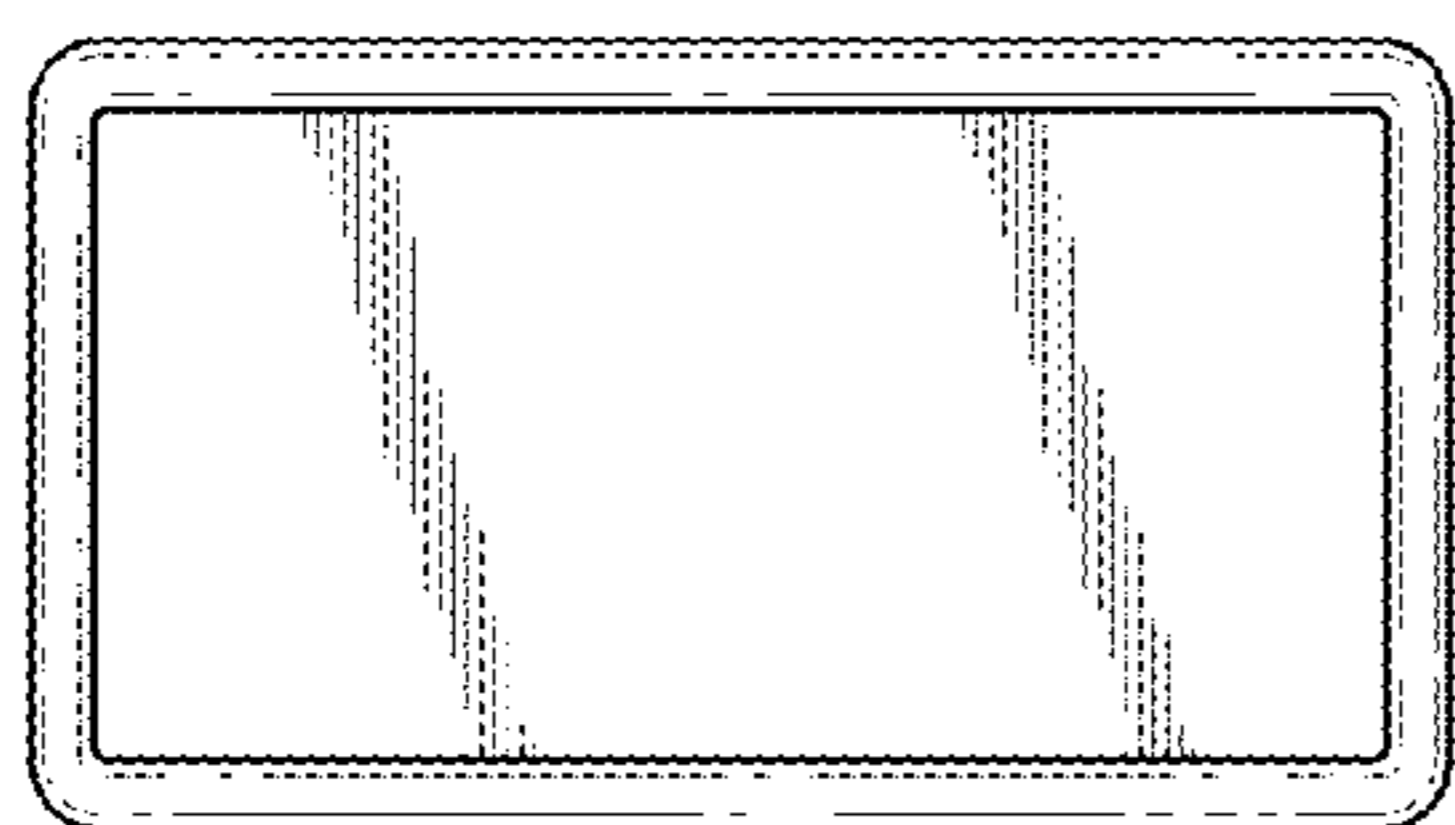


FIG. 3

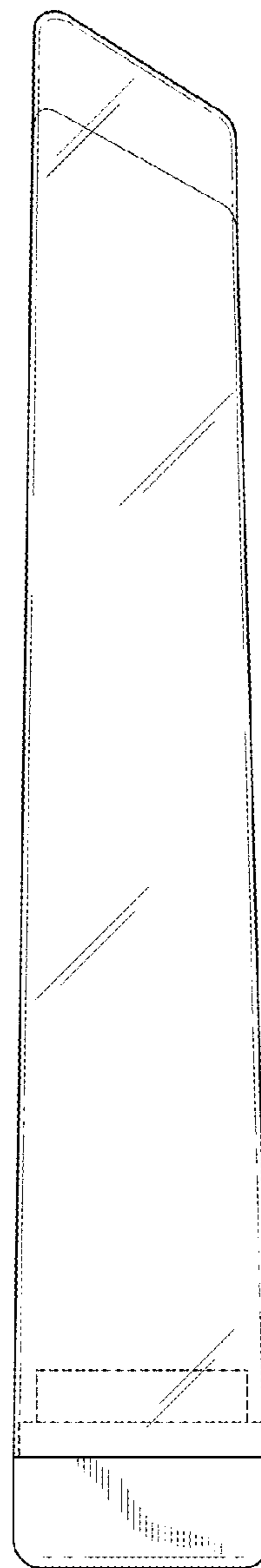


FIG. 4

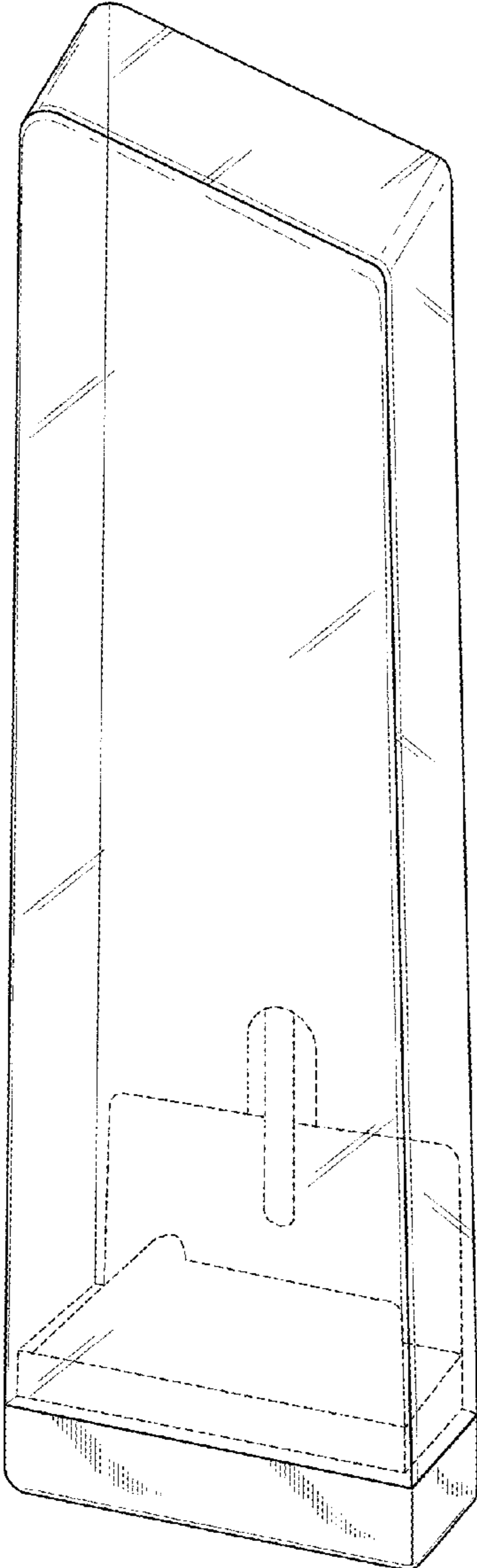


FIG. 5

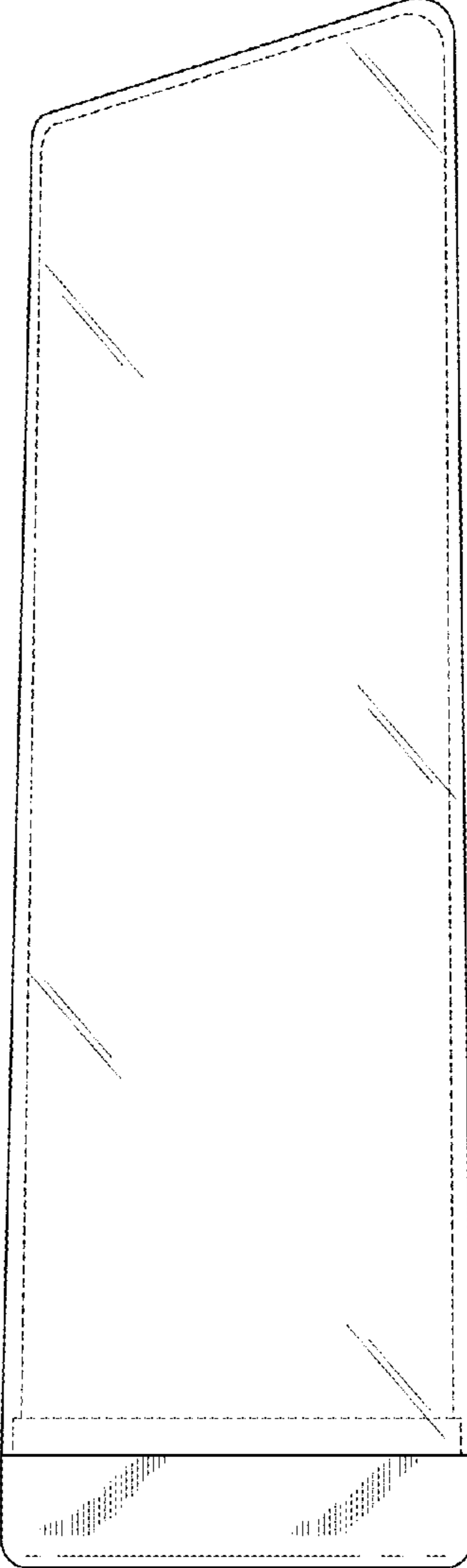


FIG. 6




FIG. 7

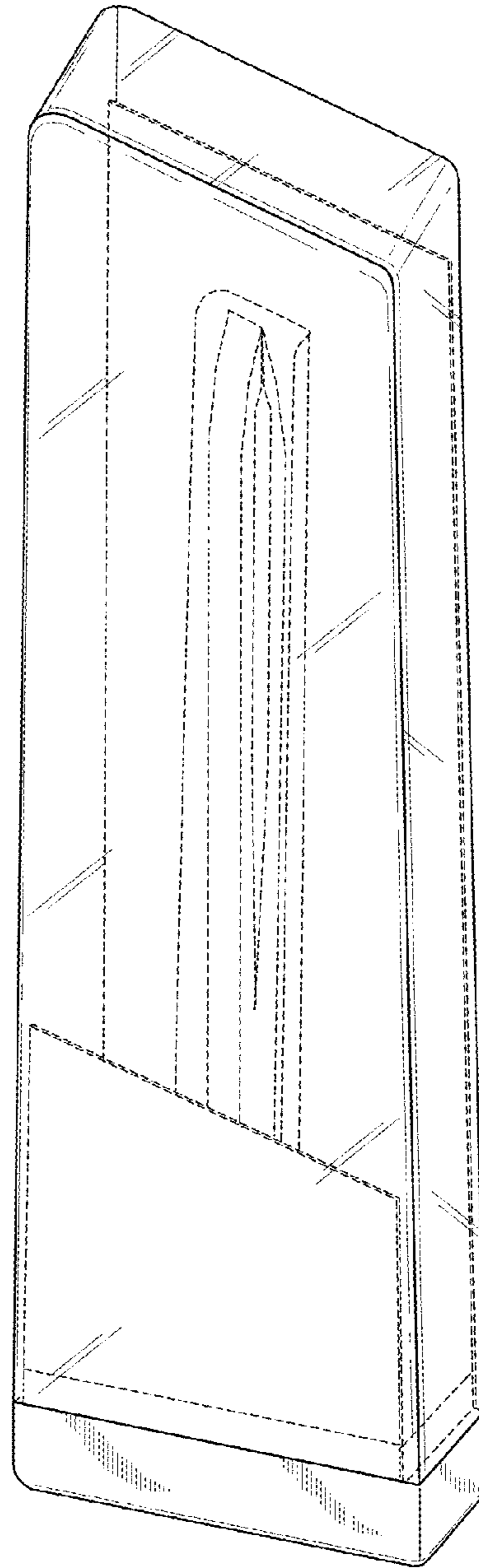


FIG. 8

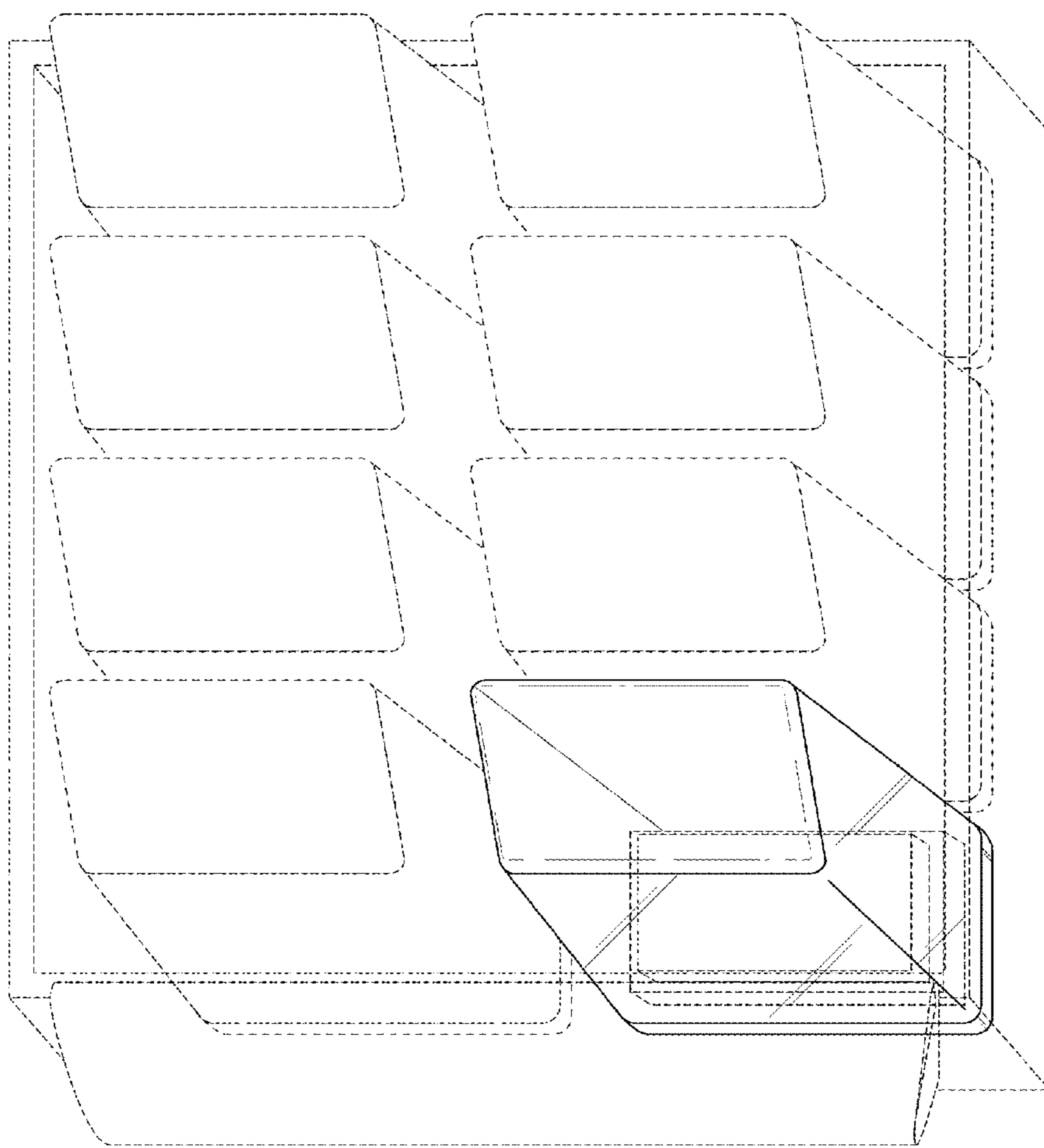


FIG. 9

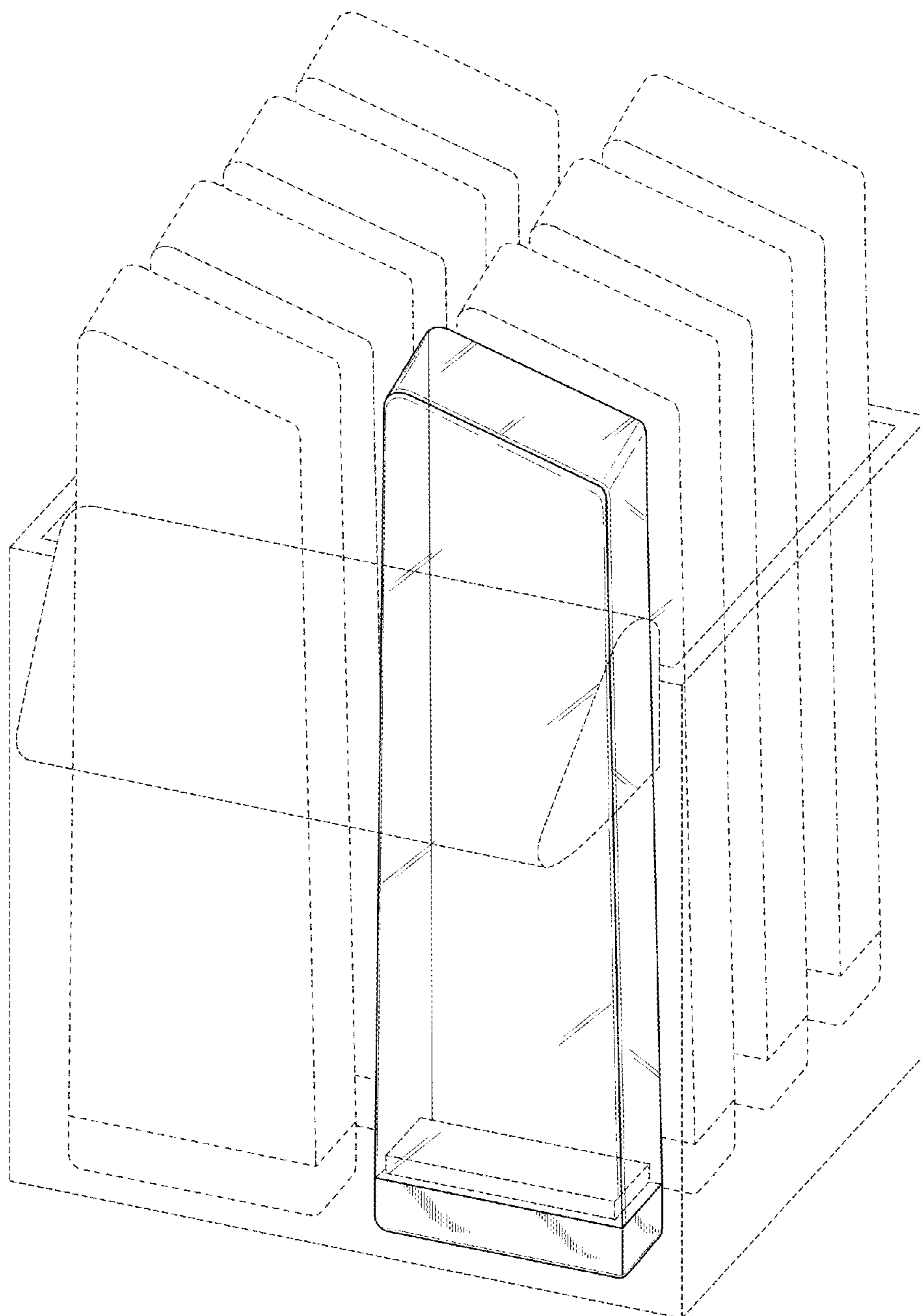


FIG. 10