



US00D731291S

(12) **United States Design Patent**
Boeltl

(10) **Patent No.:** **US D731,291 S**
(45) **Date of Patent:** **** Jun. 9, 2015**

- (54) **HOOK BASE**
- (71) Applicant: **Acorn Engineering Company**, City of Industry, CA (US)
- (72) Inventor: **Darryl Mark Boeltl**, Whittier, CA (US)
- (73) Assignee: **Acorn Engineering Company**, City of Industry, CA (US)
- (**) Term: **14 Years**
- (21) Appl. No.: **29/442,203**
- (22) Filed: **Jan. 3, 2013**
- (51) **LOC (10) Cl.** **11-05**
- (52) **U.S. Cl.**
USPC **D8/352; D6/524**
- (58) **Field of Classification Search**
USPC D6/518-524, 546-550, 323;
D8/350-353, 300, 303, 315-321;
108/28, 29; 211/13.1, 16, 60.1, 86.01,
211/87.01, 88.01, 88.04, 100, 105.1, 105.2,
211/123, 181.1, 182; 248/175, 176.1, 251,
248/302; 242/570, 590, 595-598; 16/110.1,
16/415
See application file for complete search history.

- D372,417 S * 8/1996 Jimenez D8/343
- D385,956 S * 11/1997 Doughty et al. D23/259
- D404,802 S * 1/1999 Delker D23/252
- D405,995 S * 2/1999 Harris D6/524
- D453,433 S * 2/2002 Gilbert et al. D6/524
- D481,234 S * 10/2003 Lai D6/524
- D494,455 S * 8/2004 Winter et al. D8/376
- D498,380 S * 11/2004 Wu
- D513,166 S * 12/2005 Huang D8/350
- D521,292 S * 5/2006 Beltran
- D530,556 S * 10/2006 Berberet et al. D6/550
- 7,124,451 B2 * 10/2006 Moore 4/576.1
- D533,641 S * 12/2006 Singtoroj D23/249
- D547,165 S * 7/2007 Barrese D8/380
- D552,961 S * 10/2007 Roberts D8/331
- D553,404 S * 10/2007 Rexach D6/524
- D563,526 S * 3/2008 Bauer et al. D23/249
- D565,937 S * 4/2008 Tsai D8/363
- D583,600 S * 12/2008 Ricereto D6/524
- D605,935 S * 12/2009 Zeyfang D8/402
- D609,040 S * 2/2010 Koury D6/550
- D609,515 S * 2/2010 Krumpel D6/550
- D616,682 S * 6/2010 Gilbert D6/524

(Continued)

Primary Examiner — Mark Goodwin
(74) Attorney, Agent, or Firm — William S. Ramsey

(57) **CLAIM**
The ornamental design for a hook base, as shown and described.

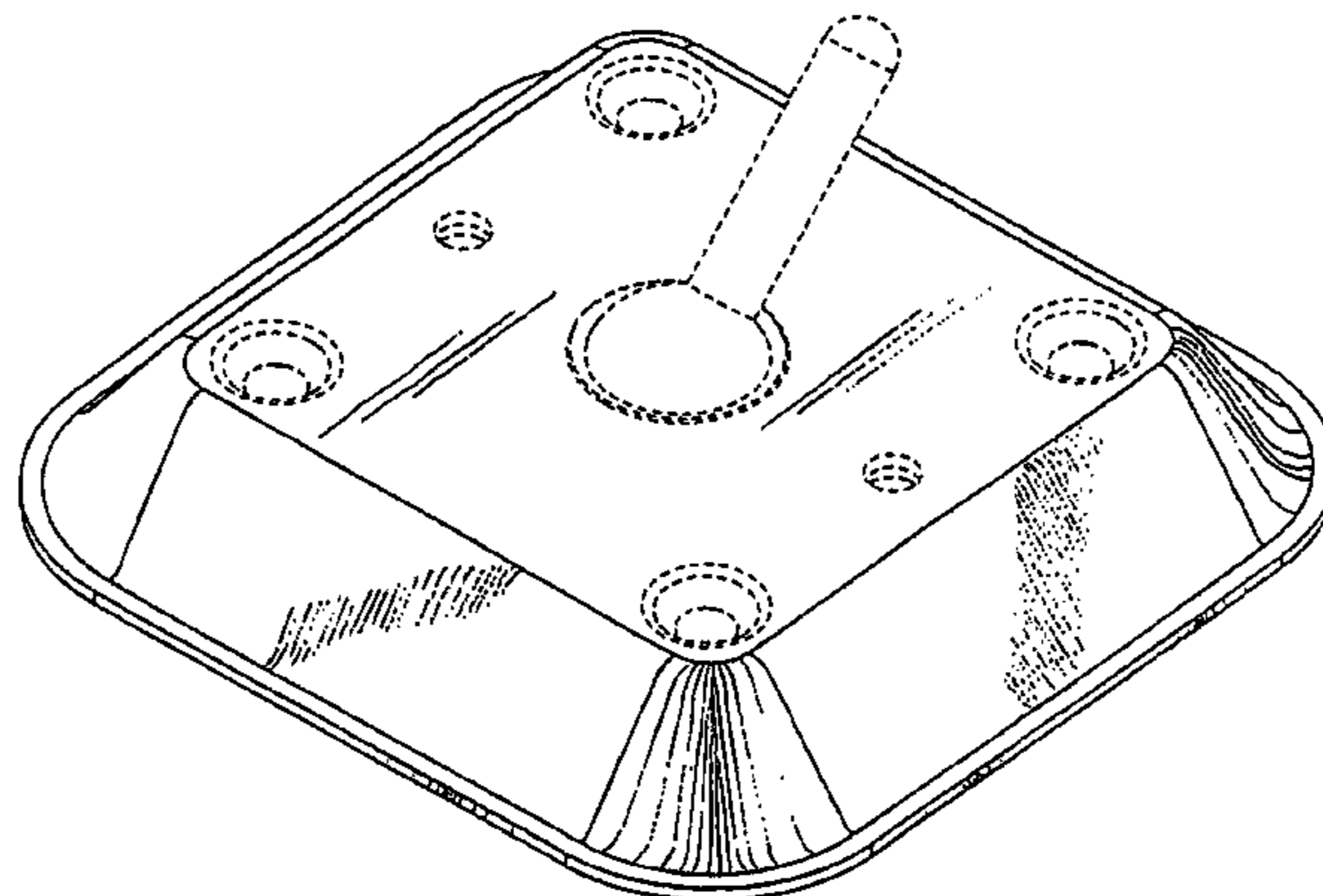
(56) **References Cited**
U.S. PATENT DOCUMENTS

- D64,905 S 6/1924 Jordan
- 1,594,714 A * 8/1926 Eustis et al. 211/123
- D228,061 S * 8/1973 Kartarik D8/350
- D263,990 S * 4/1982 Fleischmann et al. D23/252
- D284,687 S * 7/1986 Doman et al. D23/249
- D300,238 S * 3/1989 Kohler et al. D23/249
- D304,655 S 11/1989 Pool
- D305,863 S * 2/1990 Gresens et al. D8/352
- 5,026,012 A * 6/1991 Wang 248/222.14
- D321,314 S 11/1991 Gary
- D328,849 S 8/1992 Cornick et al.
- D343,752 S 2/1994 Corbin
- D369,288 S * 4/1996 Jensen D8/313

DESCRIPTION

FIG. 1 is a perspective view of a hook base showing my new design;
FIG. 2 is a front plan view thereof;
FIG. 3 is a top side elevational view thereof, the bottom side elevational view thereof is identical; and,
FIG. 4 is a right side elevational view thereof, the left side elevational view thereof is identical.
The hook and attachment holes are shown in broken lines for illustrative purposes only and form no part of the claimed design.

1 Claim, 4 Drawing Sheets



(56)

References Cited

U.S. PATENT DOCUMENTS

D634,571 S * 3/2011 Hanna et al. D6/524
D641,435 S * 7/2011 Coote D21/694
D648,424 S * 11/2011 Gilbert D23/254
D648,834 S * 11/2011 Gilbert D23/254
D666,012 S * 8/2012 Walker et al. D6/350

D668,897 S 10/2012 Romero
D678,752 S * 3/2013 Sedwick D8/352
D679,171 S * 4/2013 Sedwick D8/352
D691,031 S * 10/2013 Harwanko D8/376
D703,791 S * 4/2014 Gilbert D23/249
D704,308 S * 5/2014 Gilbert D23/249
2010/0147407 A1 * 6/2010 Rosko et al. 137/801

* cited by examiner

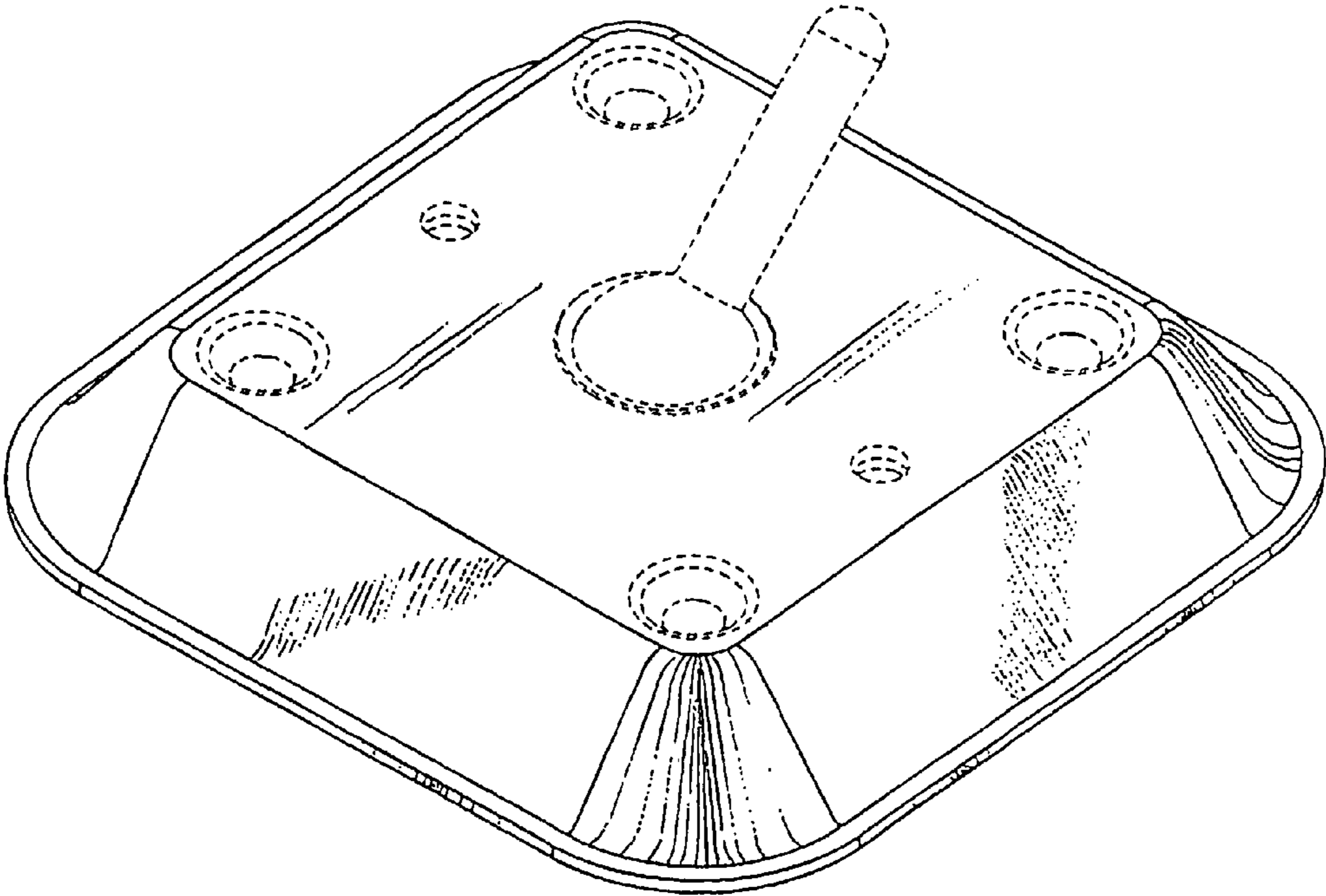


Fig. 1

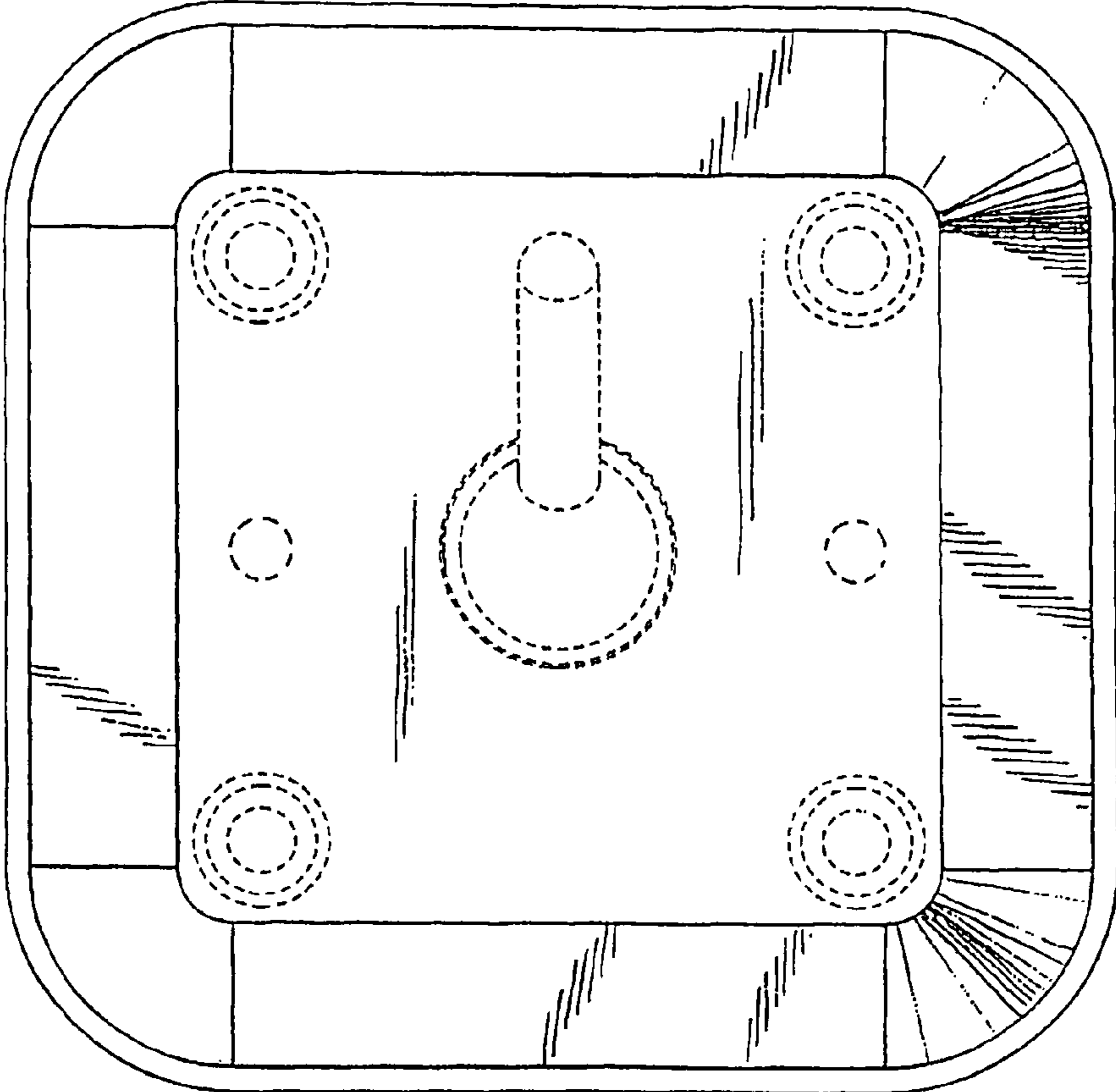


Fig. 2

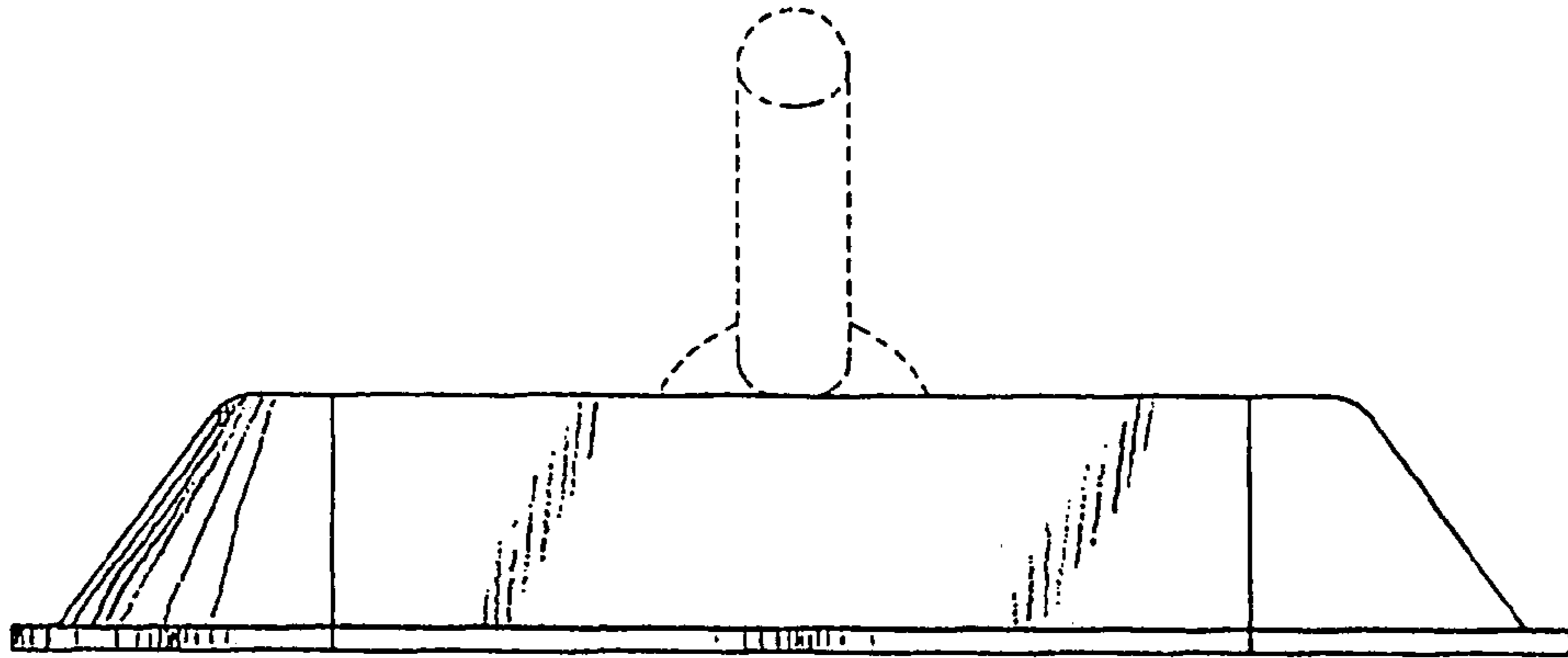


Fig. 3

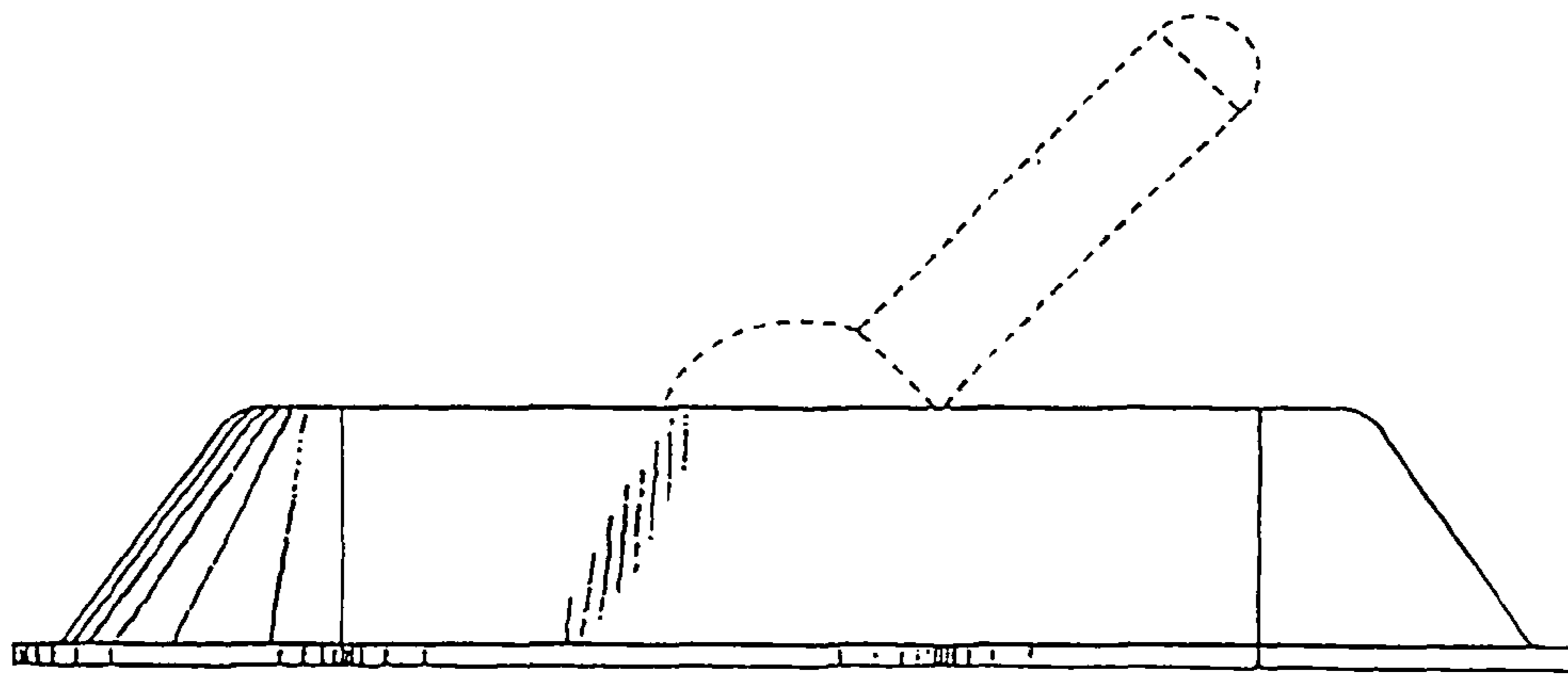


Fig. 4