



US00D731283S

(12) **United States Design Patent**  
**Dahlberg et al.**

(10) **Patent No.:** **US D731,283 S**  
(45) **Date of Patent:** **\*\* Jun. 9, 2015**

- (54) **KNIFE**
- (71) Applicants: **Johan Dahlberg**, Riddarstigen (SE); **Siri Johansson**, Sedelvagen (SE); **Magnus Olsson**, Kalmgatan (SE); **Conny Jansson**, Fågelviksvägen (SE); **Henrik Sjöholm**, Södra Bäckvägen (SE); **Maria Svensson**, Freluga Byvägen (SE); **Peter Clahr**, Voxsätter (SE)
- (72) Inventors: **Johan Dahlberg**, Riddarstigen (SE); **Siri Johansson**, Sedelvagen (SE); **Magnus Olsson**, Kalmgatan (SE); **Conny Jansson**, Fågelviksvägen (SE); **Henrik Sjöholm**, Södra Bäckvägen (SE); **Maria Svensson**, Freluga Byvägen (SE); **Peter Clahr**, Voxsätter (SE)

D523,316 S *	6/2006	Kondo et al.	.....	D8/99
D556,936 S *	12/2007	Miranda	.....	D26/85
D559,651 S *	1/2008	Takamasa	.....	D8/99
D560,462 S *	1/2008	Takamasa	.....	D8/98
D562,666 S *	2/2008	Tou	.....	D8/99
D565,919 S *	4/2008	Kondo et al.	.....	D8/99
D567,622 S *	4/2008	Takamasa	.....	D8/99
D596,474 S *	7/2009	Groten	.....	D8/99
D596,915 S *	7/2009	Garcia et al.	.....	D8/99
D602,757 S *	10/2009	Kishida et al.	.....	D8/99
7,797,837 B2 *	9/2010	Wu	.....	30/162
D645,720 S *	9/2011	Wu	.....	D8/99
D656,381 S *	3/2012	Watanabe	.....	D8/99
8,413,339 B2 *	4/2013	Ranieri et al.	.....	30/162
2005/0050734 A1 *	3/2005	Kesinger	.....	30/162

\* cited by examiner

*Primary Examiner* — Phillip S Hyder

(74) *Attorney, Agent, or Firm* — Jason P. Mueller; Adams and Reese, LLP

(73) Assignee: **KAPMAN AB**, Sandviken (SE)

(\*\*) Term: **14 Years**

(21) Appl. No.: **29/467,491**

(22) Filed: **Sep. 19, 2013**

(51) **LOC (10) Cl.** ..... **08-03**

(52) **U.S. Cl.**  
USPC ..... **D8/99**

(58) **Field of Classification Search**  
USPC ..... D8/14, 97, 98, 99, 107; D22/118;  
30/125, 162, 330, 331, 332, 333, 227,  
30/339  
CPC ..... D26B 5/00; B26B 1/08  
See application file for complete search history.

(56) **References Cited**

U.S. PATENT DOCUMENTS

D464,245 S *	10/2002	Jacquet	.....	D8/99
D511,448 S *	11/2005	Chen	.....	D8/99

(57) **CLAIM**

The ornamental design for a knife, as shown and described.

**DESCRIPTION**

Pursuant to 35 U.S.C. 119(a), the instant application is a divisional of U.S. Design application Ser. No. 29/423,751 filed on Jun. 5, 2012, claiming priority to prior Application Number DM/077268 WIPO, filed Dec. 7, 2011.

FIG. 1 is a perspective view of a knife showing our new design;

FIG. 2 is a front elevation view thereof;

FIG. 3 is a rear elevation view thereof, in an inverted position;

FIG. 4 is an enlarged top plan view of the knife in FIG. 1;

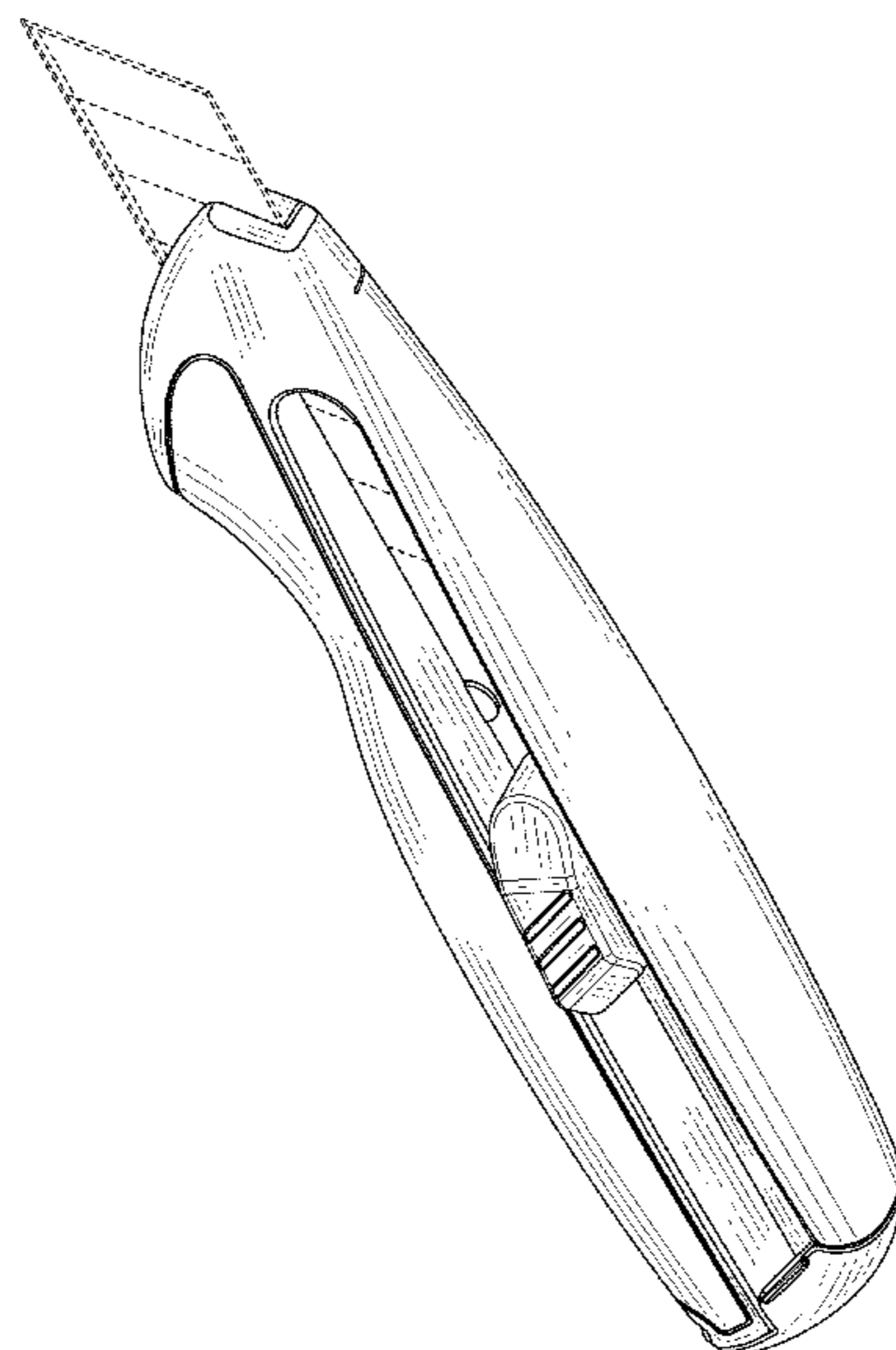
FIG. 5 is an enlarged bottom plan view of thereof;

FIG. 6 is a right side elevation view thereof; and,

FIG. 7 is a left side elevation view thereof.

The broken line showing of the blade is included for the purpose of illustrating environmental structure and forms no part of the claimed design.

**1 Claim, 4 Drawing Sheets**



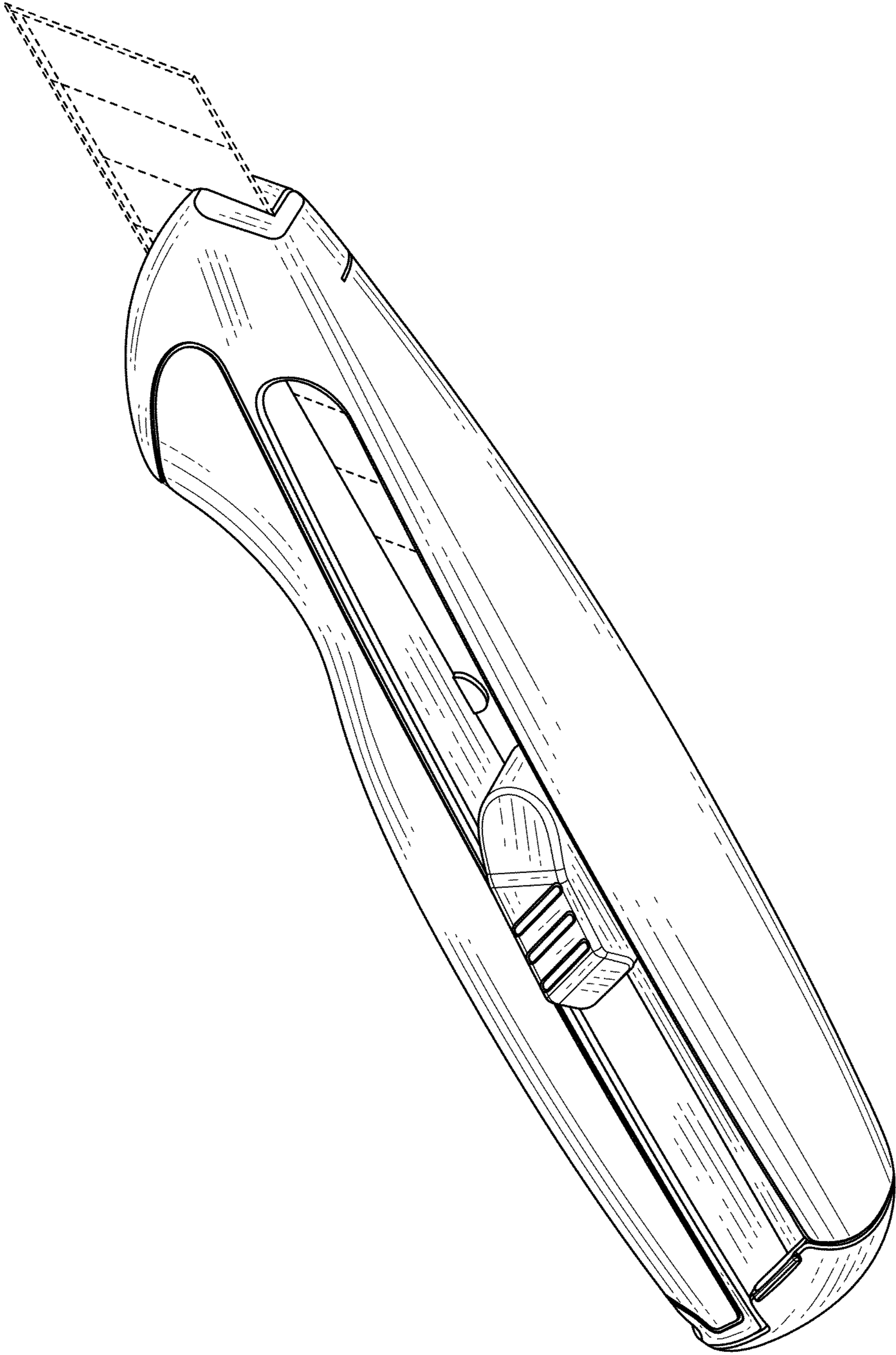


FIG. 1

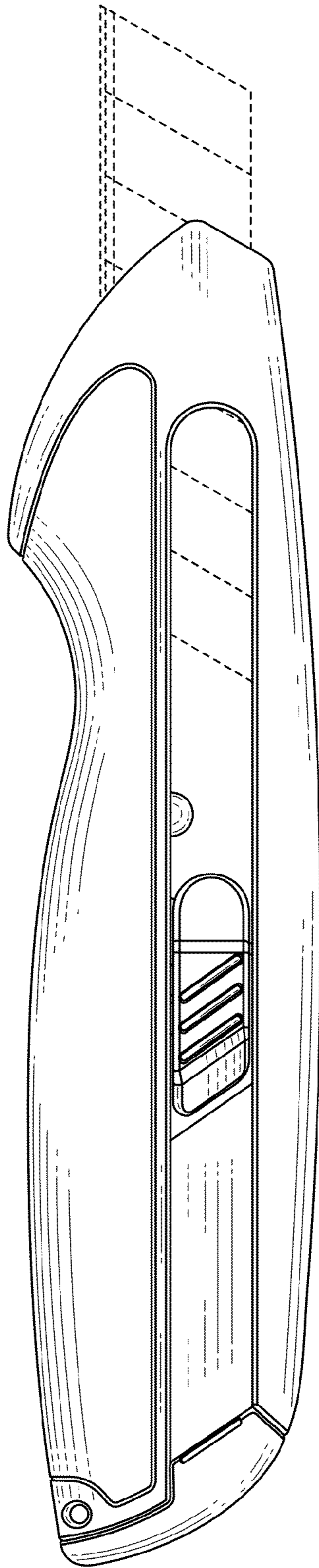


FIG. 2

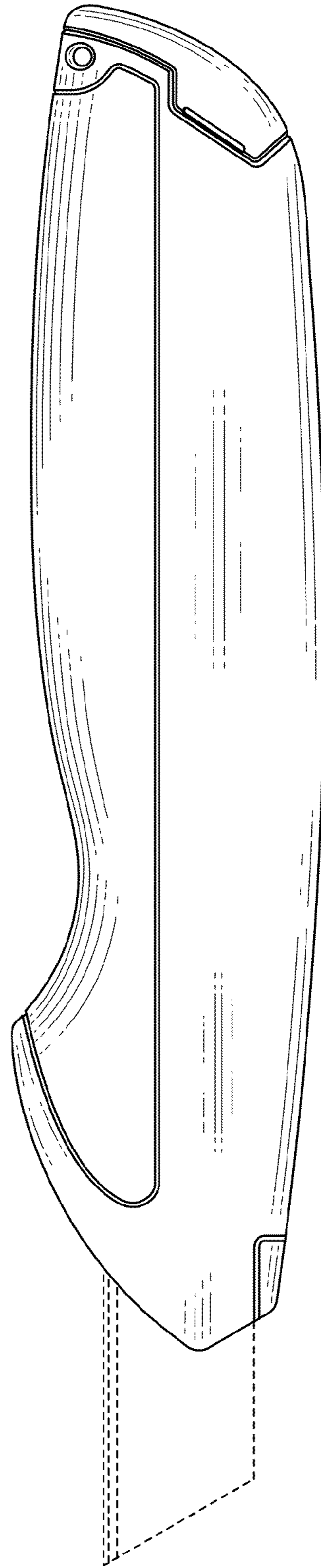


FIG. 3

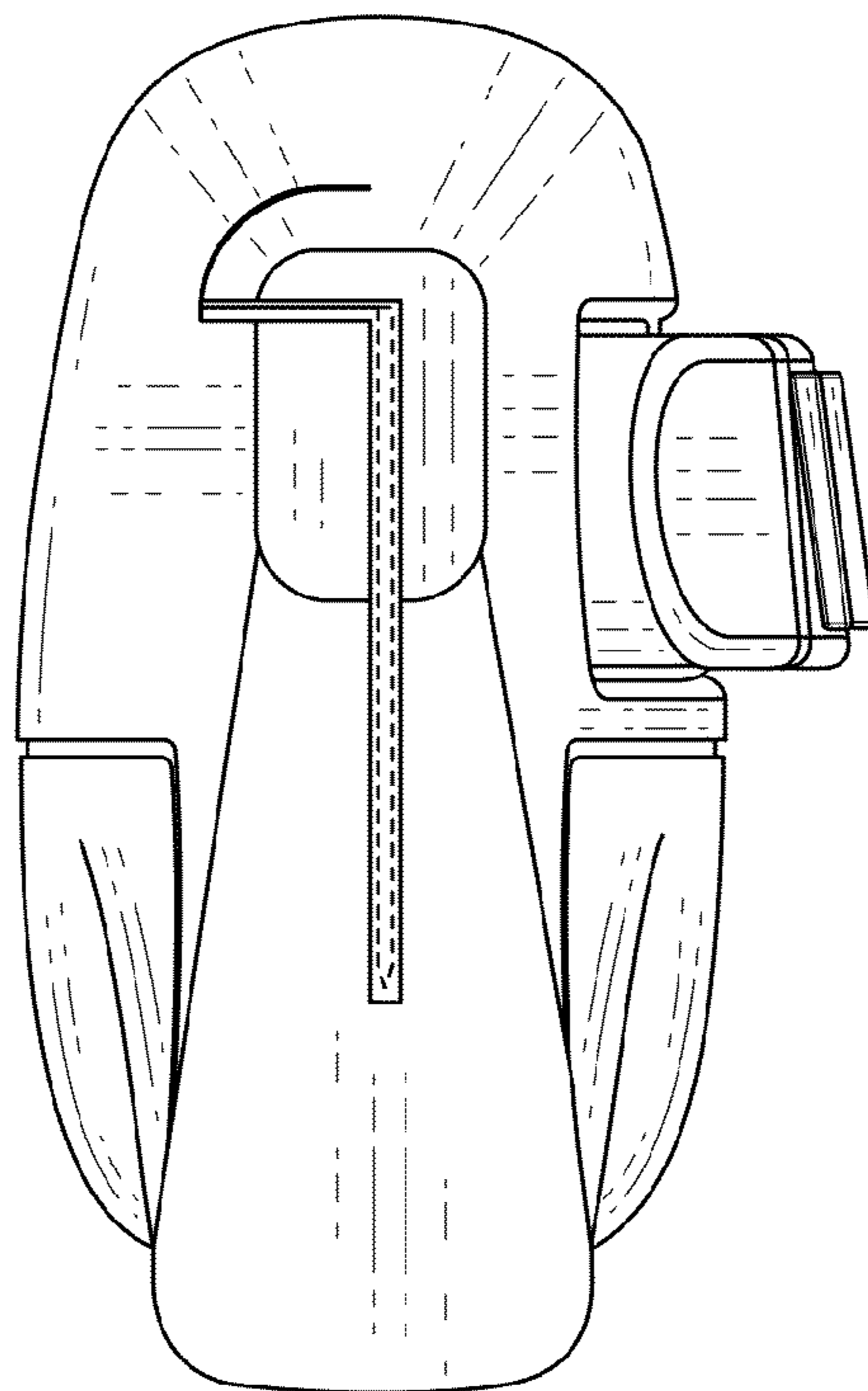


FIG. 4

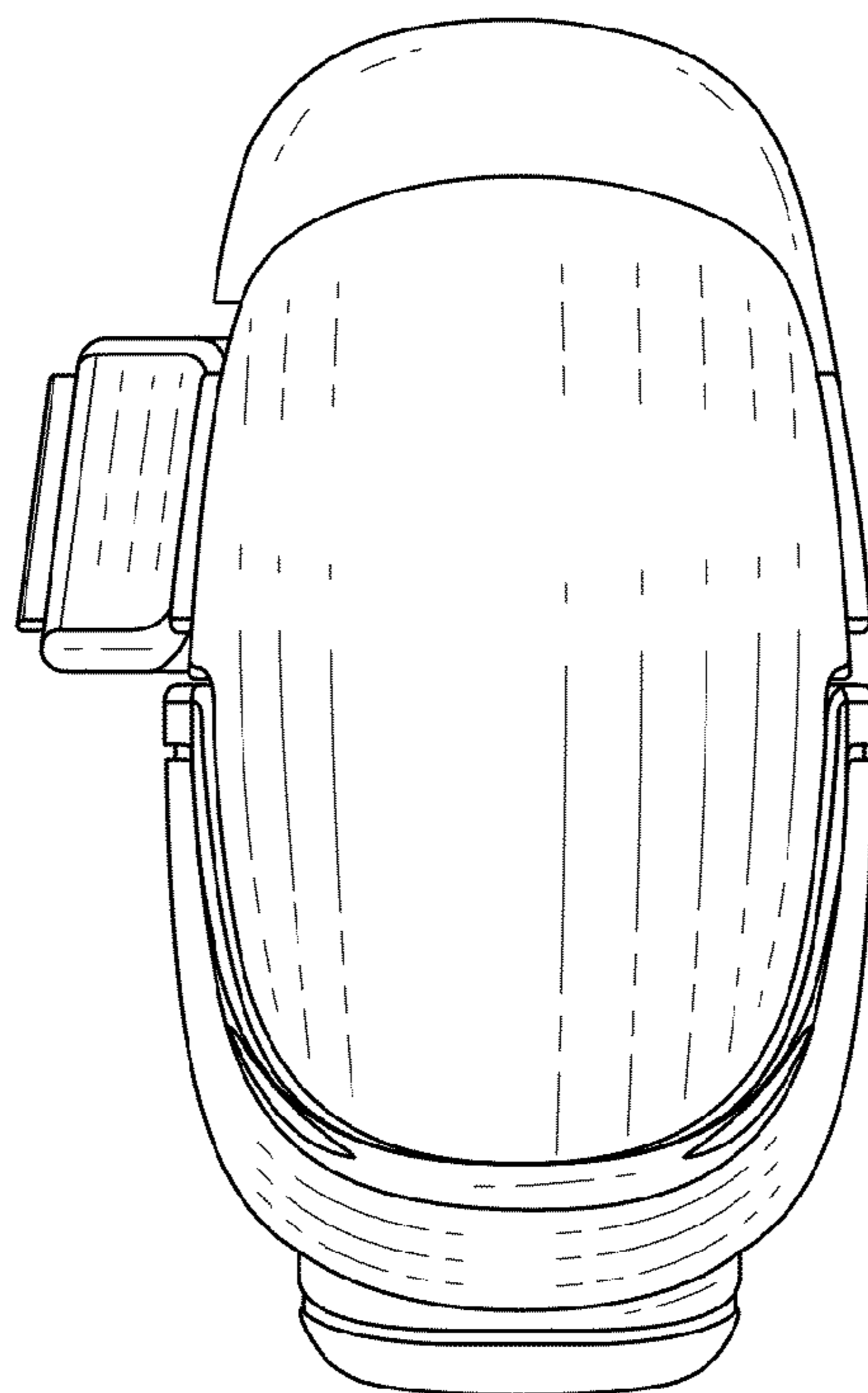


FIG. 5

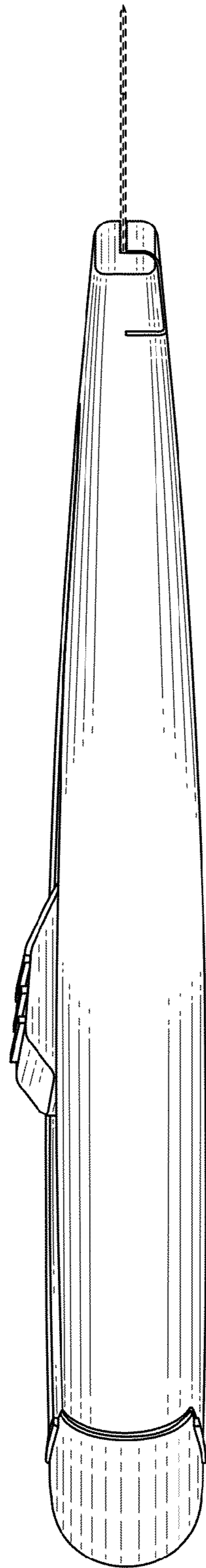


FIG. 6

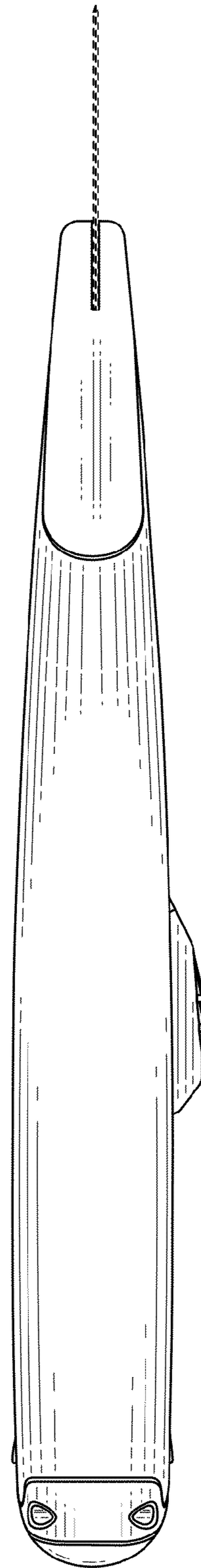


FIG. 7