



US00D731282S

(12) **United States Design Patent**
Dahlberg et al.

(10) **Patent No.:** **US D731,282 S**
(45) **Date of Patent:** **** Jun. 9, 2015**

- (54) **KNIFE**
- (71) Applicants: **Johan Dahlberg**, Riddarstigen (SE); **Siri Johansson**, Sedelvagen (SE); **Magnus Olsson**, Kalmgatan (SE); **Conny Jansson**, Fågelviksvägen (SE); **Henrik Sjöholm**, Södra Bäckvägen (SE); **Maria Svensson**, Freluga Byvägen (SE); **Peter Clahr**, Voxsätter (SE)
- (72) Inventors: **Johan Dahlberg**, Riddarstigen (SE); **Siri Johansson**, Sedelvagen (SE); **Magnus Olsson**, Kalmgatan (SE); **Conny Jansson**, Fågelviksvägen (SE); **Henrik Sjöholm**, Södra Bäckvägen (SE); **Maria Svensson**, Freluga Byvägen (SE); **Peter Clahr**, Voxsätter (SE)

D523,316 S *	6/2006	Kondo et al.	D8/99
D553,936 S *	10/2007	Takamasa	D8/99
D559,651 S *	1/2008	Takamasa	D8/99
D560,462 S *	1/2008	Takamasa	D8/98
D562,666 S *	2/2008	Tou	D8/99
D565,919 S *	4/2008	Kondo et al.	D8/99
D567,622 S *	4/2008	Takamasa	D8/99
D596,474 S *	7/2009	Groten	D8/99
D596,915 S *	7/2009	Garcia et al.	D8/99
D602,757 S *	10/2009	Kishida et al.	D8/99
7,797,837 B2 *	9/2010	Wu	30/162
D645,720 S *	9/2011	Wu	D8/99
D656,381 S *	3/2012	Watanabe	D8/99
8,413,339 B2 *	4/2013	Ranieri et al.	30/162
2005/0050734 A1 *	3/2005	Kesinger	30/162

* cited by examiner

Primary Examiner — Phillip S Hyder
(74) *Attorney, Agent, or Firm* — Jason P. Mueller; Adams and Reese LLP

- (73) Assignee: **Kapman AB**, Sandviken (SE)
- (**) Term: **14 Years**

(57) **CLAIM**
The ornamental design for a knife, as shown and described.

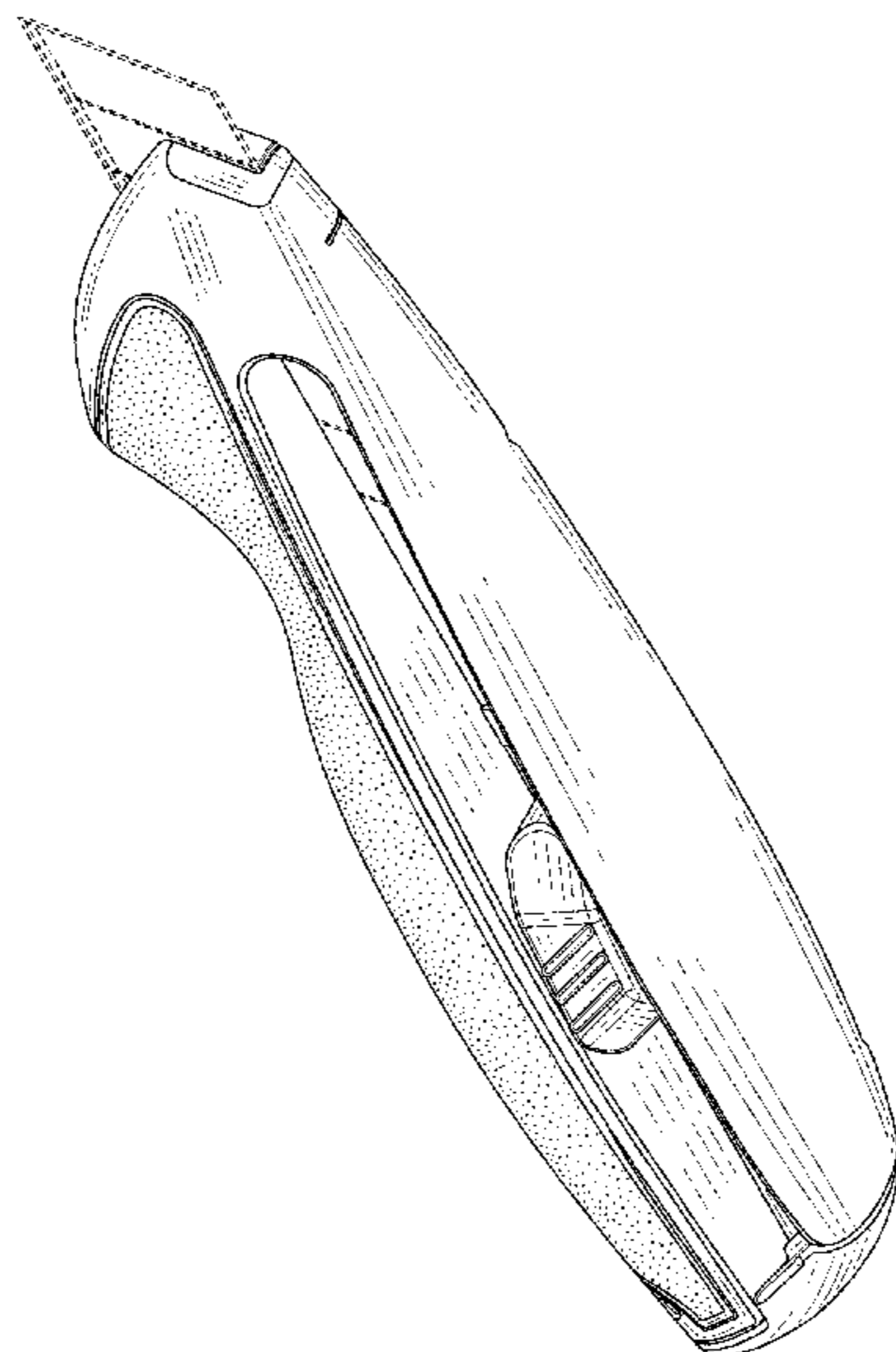
- (21) Appl. No.: **29/467,489**
- (22) Filed: **Sep. 19, 2013**
- (51) **LOC (10) Cl.** **08-03**
- (52) **U.S. Cl.**
USPC **D8/99**
- (58) **Field of Classification Search**
USPC D8/14, 97, 98, 99, 107; D22/118;
30/125, 162, 330, 331, 332, 333, 337,
30/339
CPC B26B 5/00; D26B 1/08
See application file for complete search history.

DESCRIPTION

Pursuant to 35 U.S.C. 119(a), the instant application is a divisional of U.S. Design Application No. 29/423,751 filed on Jun. 5, 2012, claiming priority to prior Application No. DM/077268 WIPO, filed Dec. 7, 2011.
FIG. 1 is a perspective view of a knife showing our new design;
FIG. 2 is a front elevation view thereof;
FIG. 3 is a rear elevation view thereof, in an inverted position;
FIG. 4 is an enlarged top plan view of the knife in FIG. 1;
FIG. 5 is an enlarged bottom plan view of thereof;
FIG. 6 is a right side elevation view thereof; and,
FIG. 7 is a left side elevation view thereof.
The broken line showing of the blade is included for the purpose of illustrating environmental structure and forms no part of the claimed design.

- (56) **References Cited**
U.S. PATENT DOCUMENTS
D464,245 S * 10/2002 Jacquet D8/99
D511,448 S * 11/2005 Chen D8/99

1 Claim, 4 Drawing Sheets



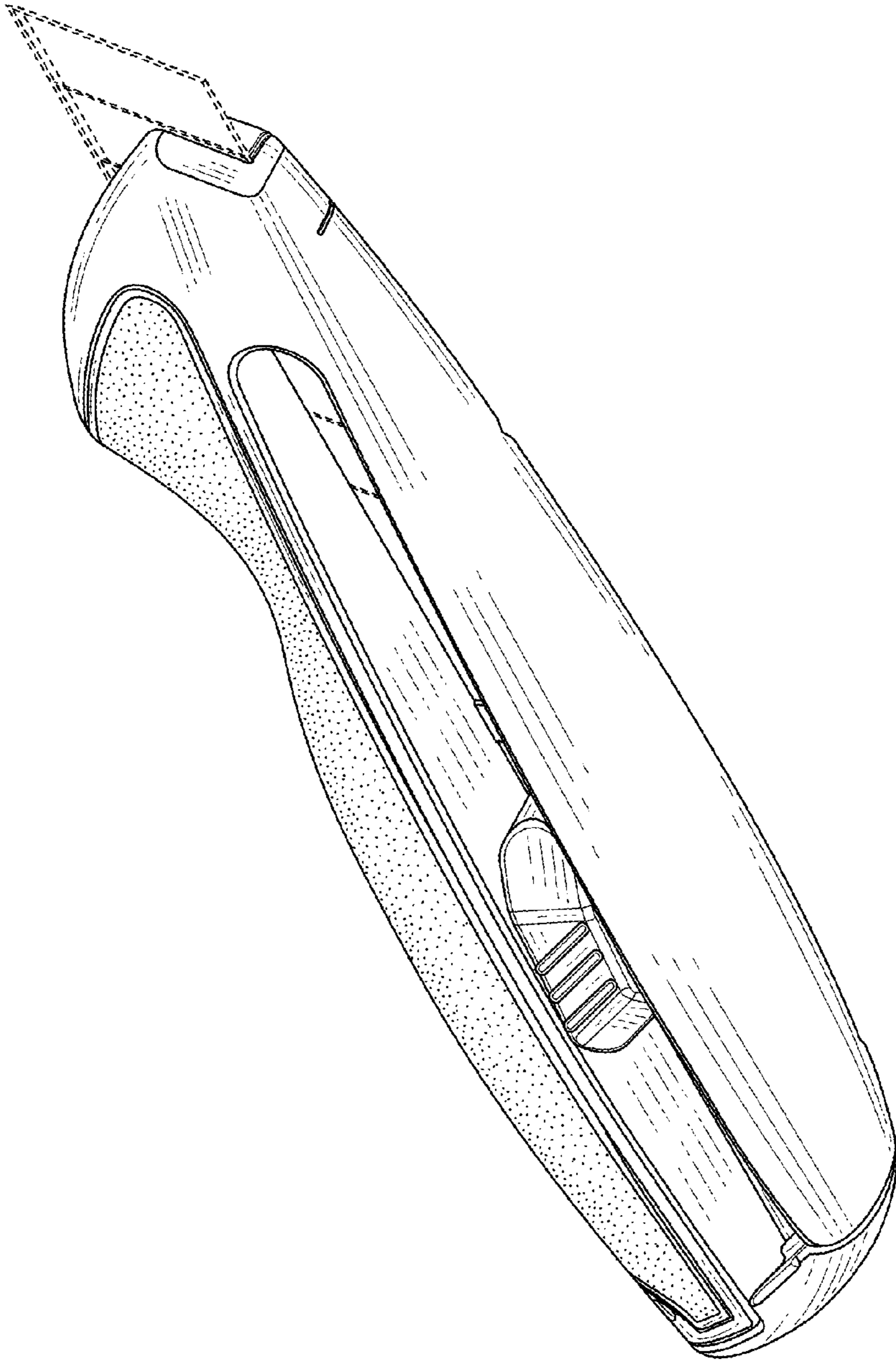


FIG. 1

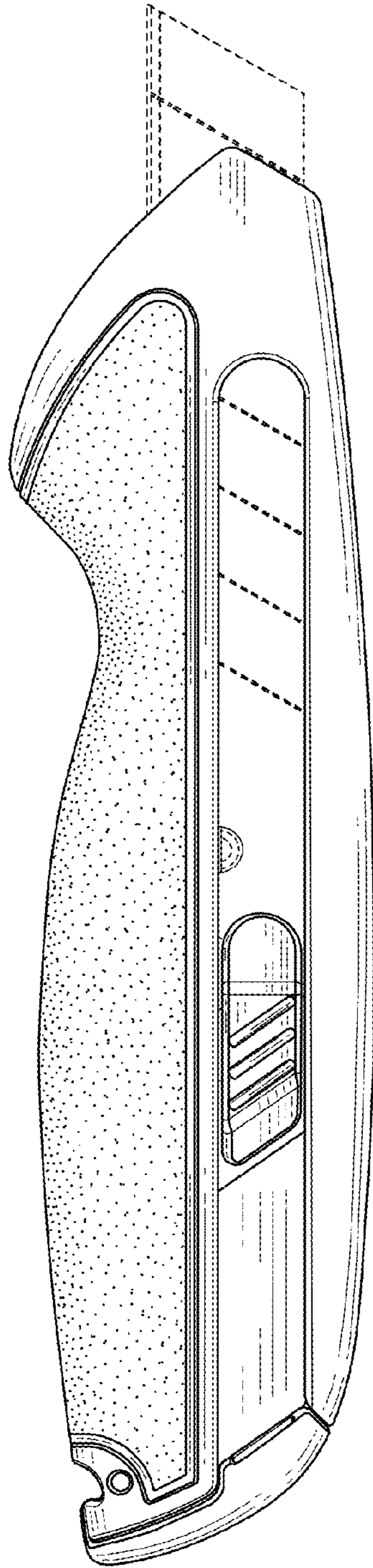


FIG. 2

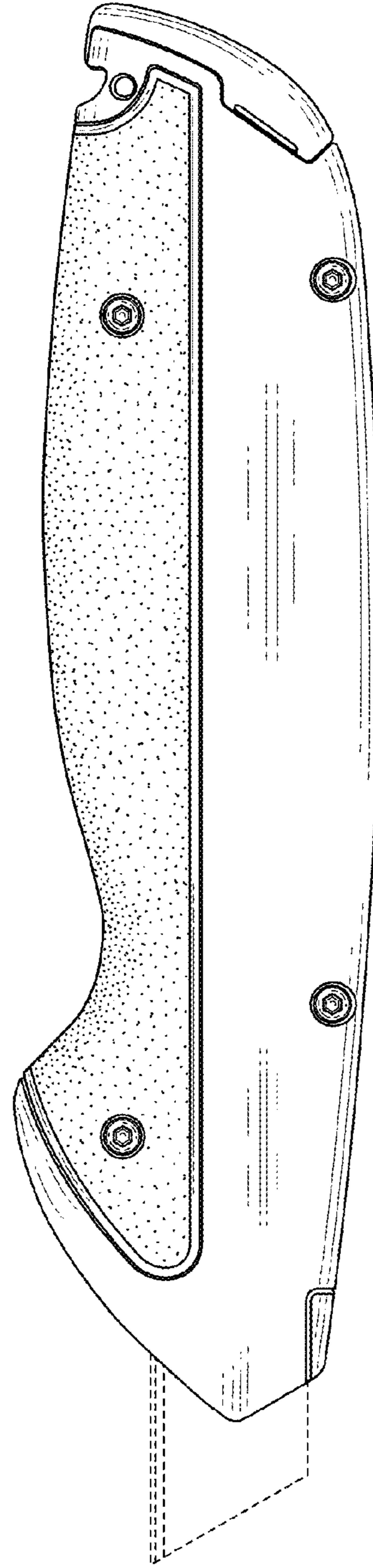


FIG. 3

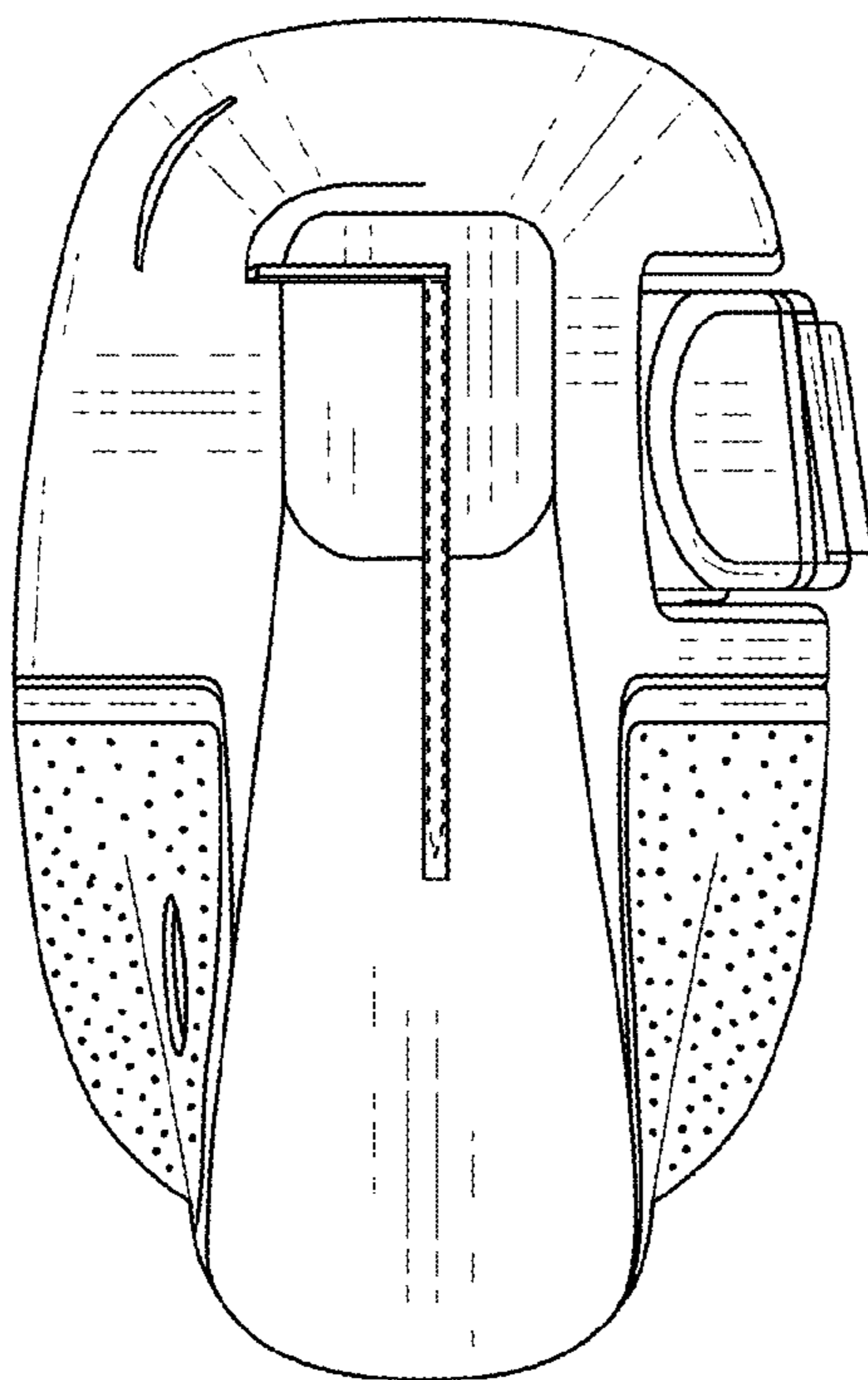


FIG. 4

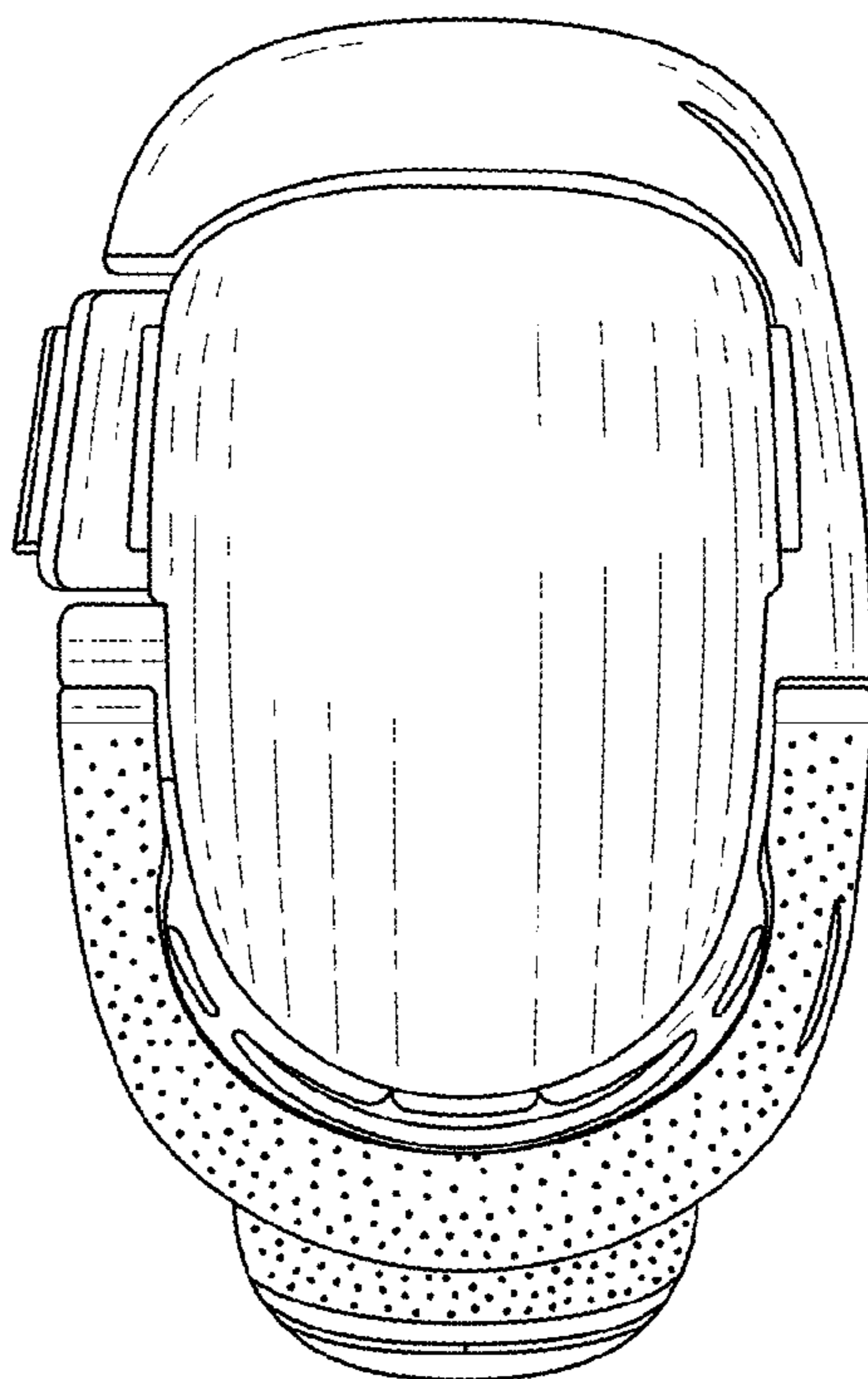


FIG. 5

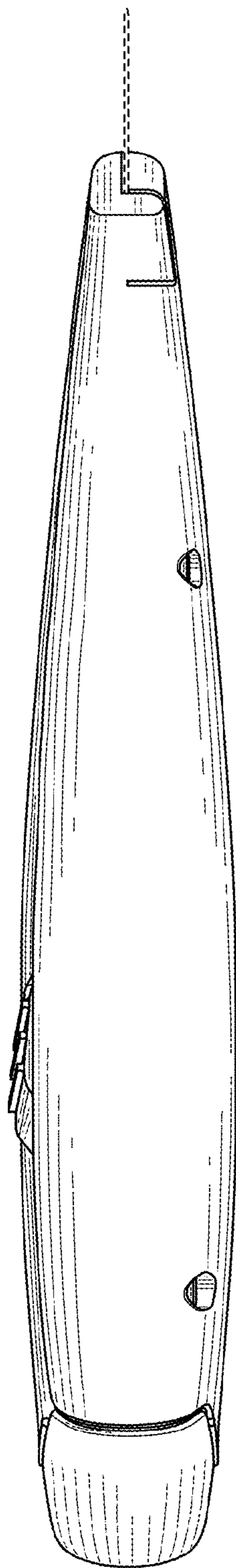


FIG. 6




FIG. 7