



US00D731281S

(12) **United States Design Patent**
Dahlberg et al.

(10) **Patent No.:** **US D731,281 S**
(45) **Date of Patent:** **** Jun. 9, 2015**

- (54) **KNIFE**
- (71) Applicants: **Johan Dahlberg**, Riddarstigen (SE); **Siri Johansson**, Sedelvagen (SE); **Magnus Olsson**, Kalmgatan (SE); **Conny Jansson**, Fågelviksvägen (SE); **Henrik Sjöholm**, Södra Bäckvägen (SE); **Maria Svensson**, Freluga Byvägen (SE); **Peter Clahr**, Voxsätter (SE)
- (72) Inventors: **Johan Dahlberg**, Riddarstigen (SE); **Siri Johansson**, Sedelvagen (SE); **Magnus Olsson**, Kalmgatan (SE); **Conny Jansson**, Fågelviksvägen (SE); **Henrik Sjöholm**, Södra Bäckvägen (SE); **Maria Svensson**, Freluga Byvägen (SE); **Peter Clahr**, Voxsätter (SE)
- (73) Assignee: **Kapman AB**, Sandviken (SE)
- (**) Term: **14 Years**
- (21) Appl. No.: **29/467,486**
- (22) Filed: **Sep. 19, 2013**
- (51) **LOC (10) Cl.** **08-03**
- (52) **U.S. Cl.**
USPC **D8/99**
- (58) **Field of Classification Search**
USPC D8/14, 97, 98, 99, 107; D22/118;
30/125, 162, 332, 333, 330, 331, 335,
30/337
CPC B26B 1/08
See application file for complete search history.

D420,270 S *	2/2000	Martone	D8/99
D439,492 S *	3/2001	Martone et al.	D8/99
D524,104 S *	7/2006	Johnson	D7/407
D525,104 S *	7/2006	Samberg	D8/99
7,155,829 B1 *	1/2007	Sun	30/162
D564,328 S *	3/2008	Smith	D8/99
D572,107 S *	7/2008	Maraia et al.	D8/99
D592,032 S *	5/2009	Wu	D8/98
D594,309 S *	6/2009	Sugiura et al.	D8/99
D624,386 S *	9/2010	van Deursen	D8/99
D645,721 S *	9/2011	Wu	D8/99
D654,328 S *	2/2012	Mills	D7/675
8,572,850 B2 *	11/2013	Wu	30/125
D705,033 S *	5/2014	Dahlberg et al.	D8/98
8,857,064 B2 *	10/2014	Schmidt	30/162

* cited by examiner

Primary Examiner — Phillip S Hyder

(74) *Attorney, Agent, or Firm* — Jason P. Mueller; Adams and Reese, LLP

(57) **CLAIM**

The ornamental design for a knife, as shown and described.

DESCRIPTION

Pursuant to 35 U.S.C. 119(a), the instant application is a divisional of U.S. Design Application Ser. No. 29/423,751 filed on Jun. 5, 2012.

FIG. 1 is a perspective view of a knife showing our new design;

FIG. 2 is a front elevation view thereof;

FIG. 3 is a rear elevation view thereof, in an inverted position;

FIG. 4 is an enlarged top plan view of the knife in FIG. 1;

FIG. 5 is an enlarged bottom plan view of thereof;

FIG. 6 is a right side elevation view thereof; and,

FIG. 7 is a left side elevation view thereof.

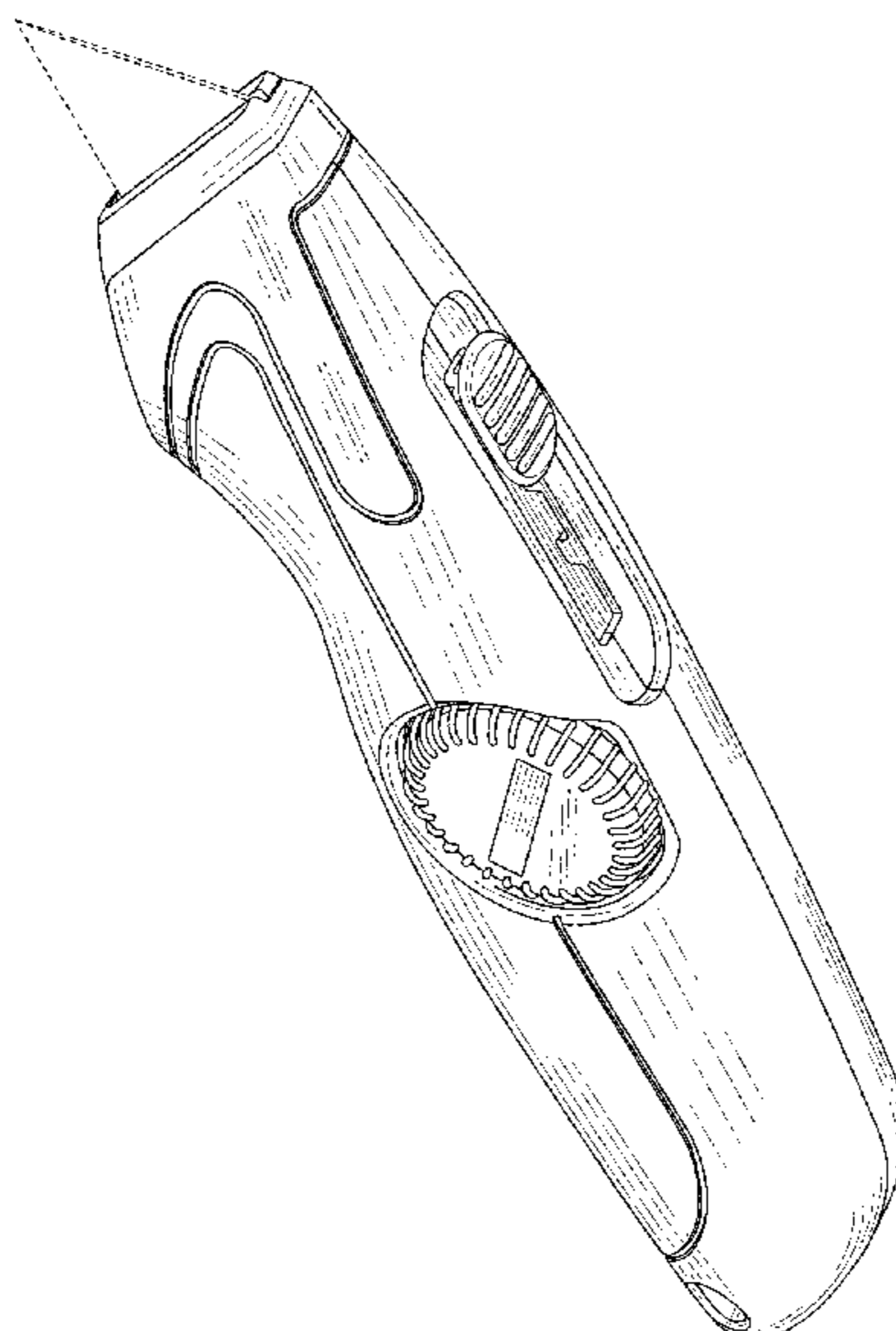
The broken line showing of the blade is included for the purpose of illustrating environmental structure and forms no part of the claimed design.

1 Claim, 4 Drawing Sheets

(56) **References Cited**

U.S. PATENT DOCUMENTS

D245,570 S *	8/1977	West et al.	D8/99
D408,704 S *	4/1999	Gilbert	D8/99



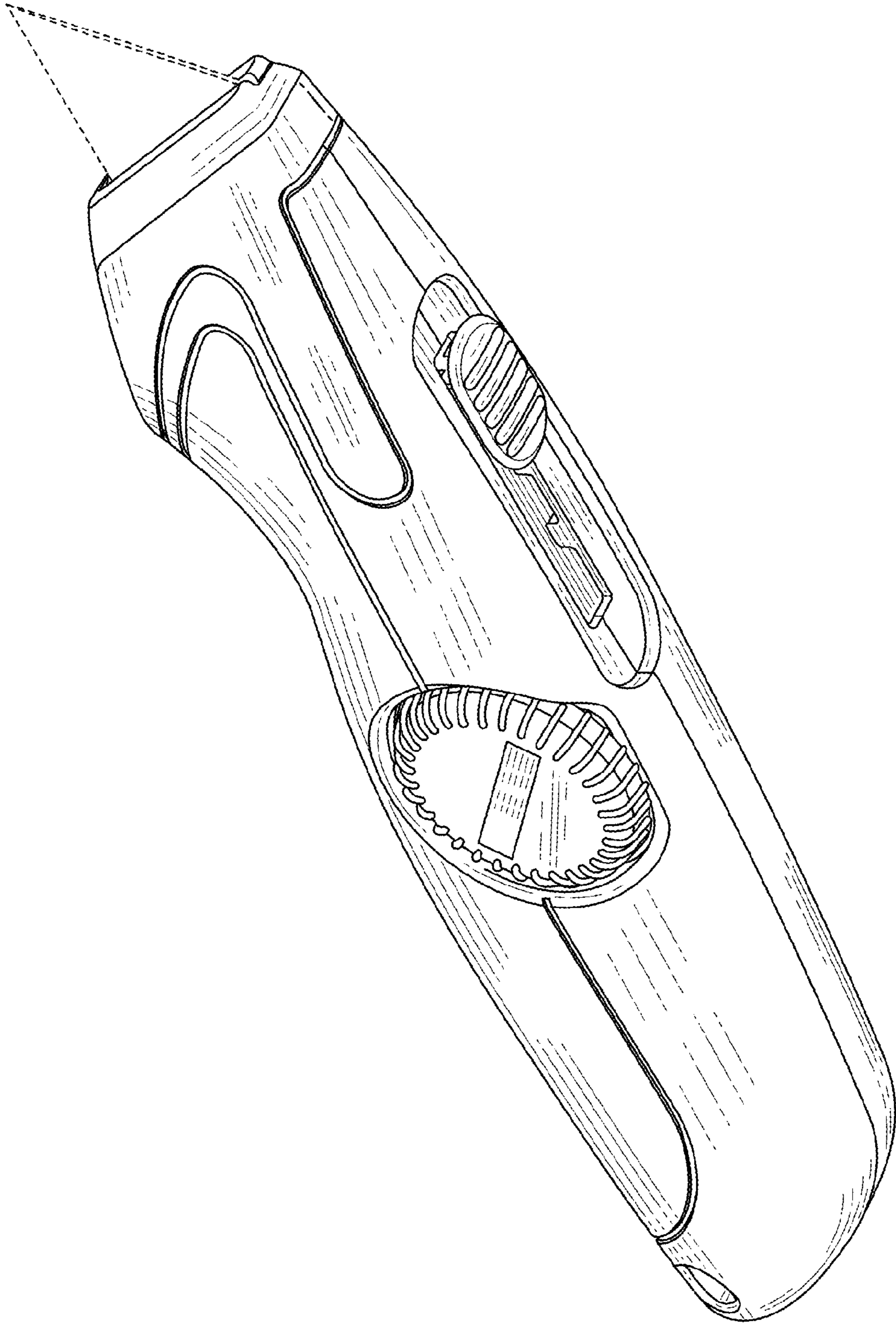


FIG. 1

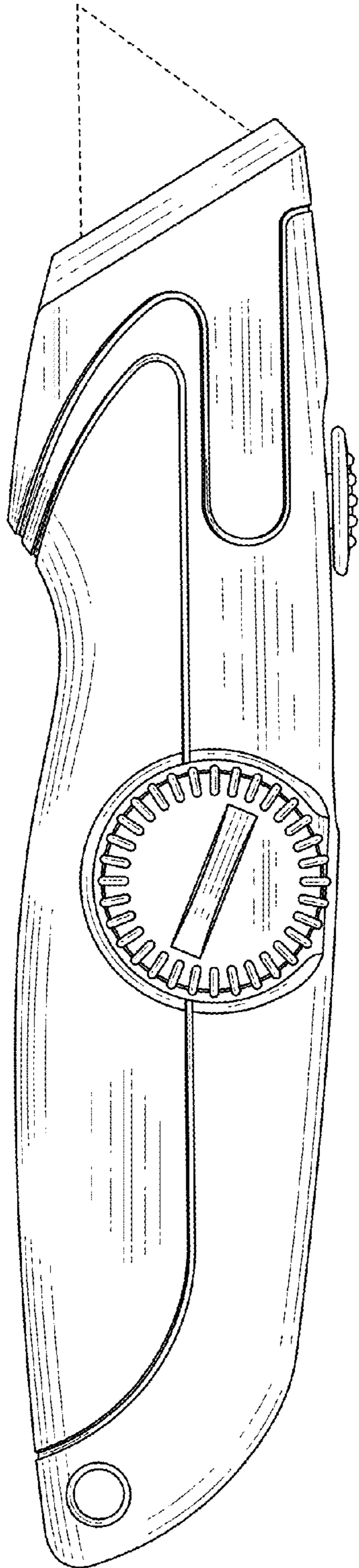


FIG. 2

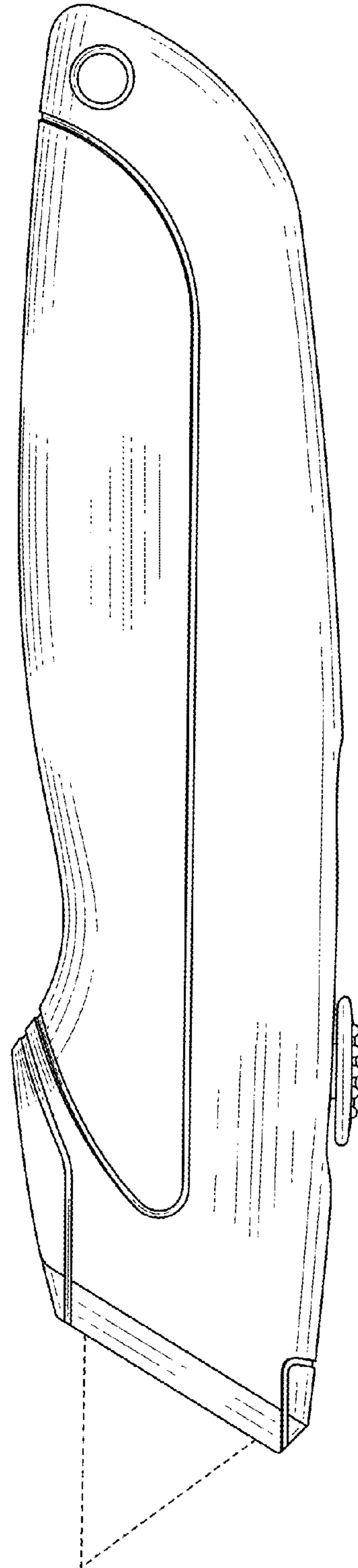


FIG. 3

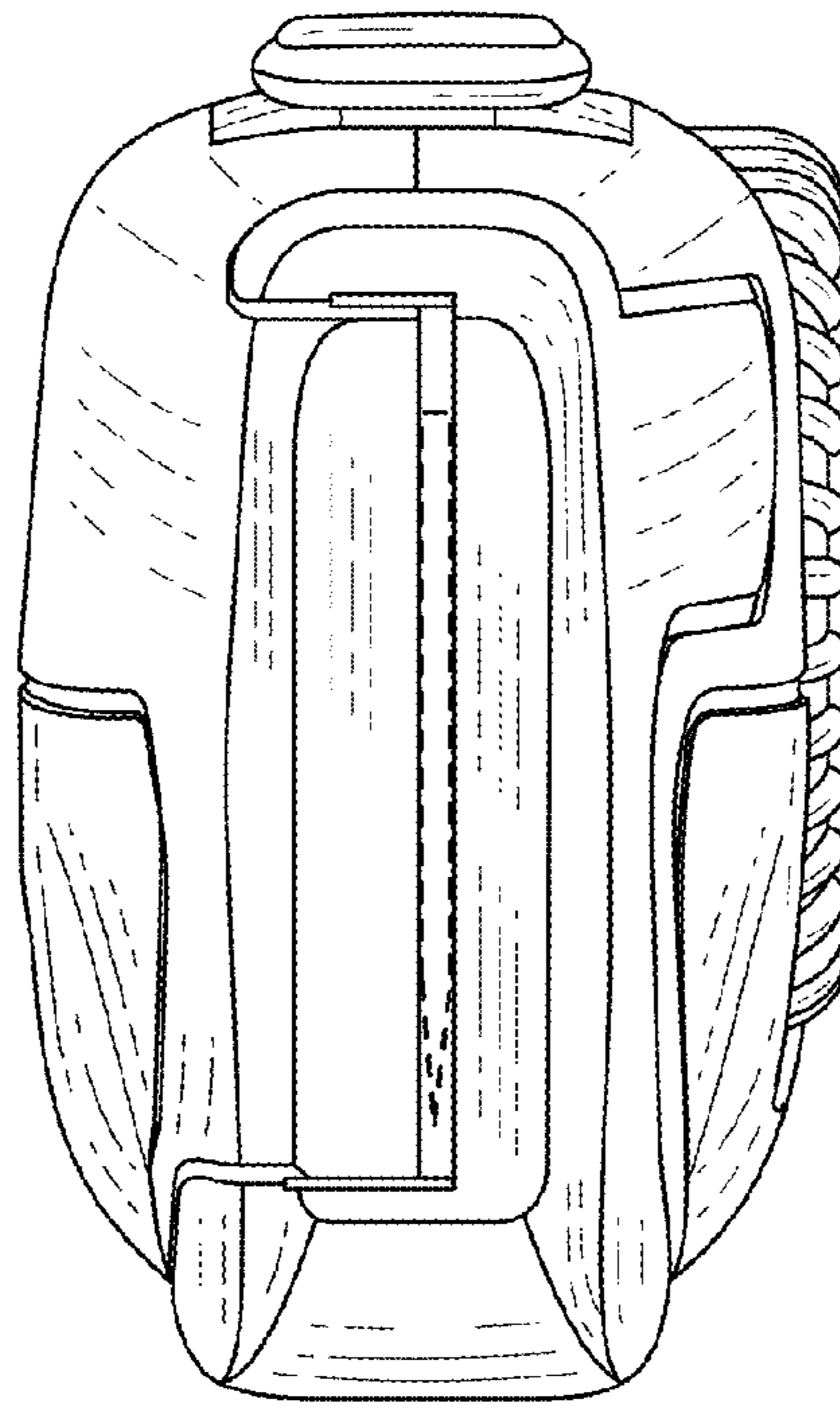


FIG. 4

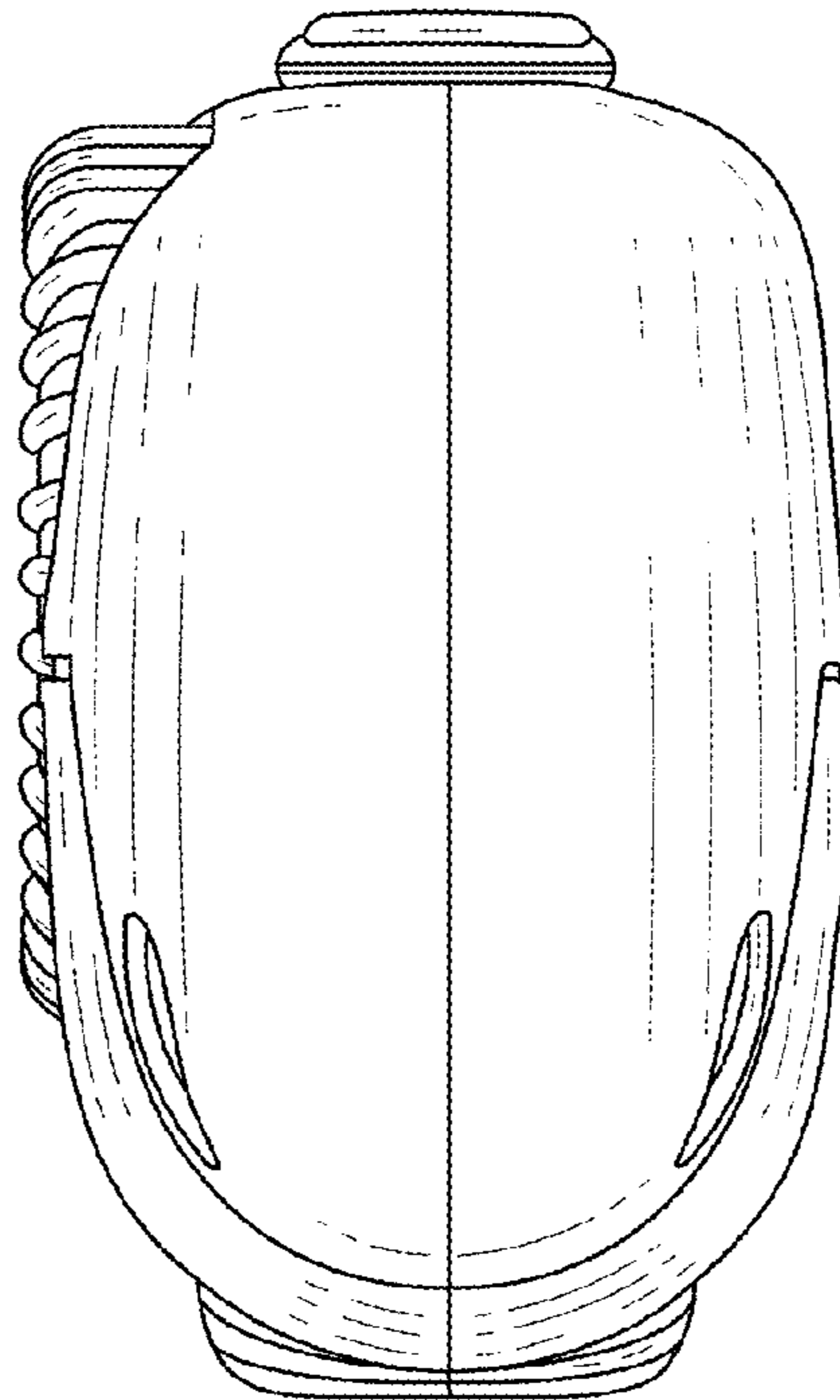


FIG. 5

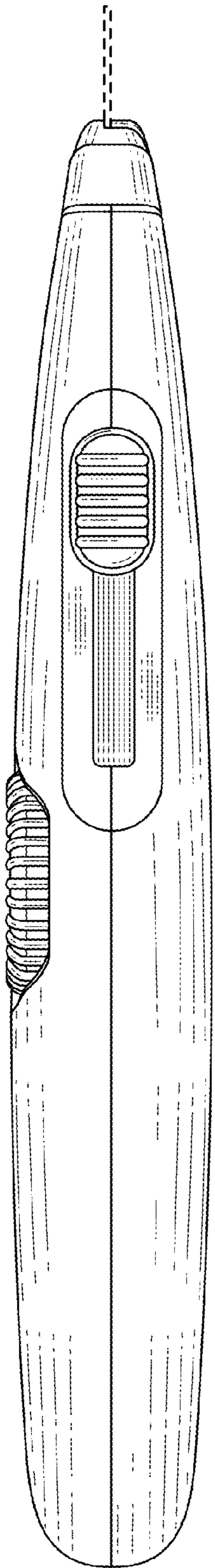


FIG. 6




FIG. 7

UNITED STATES PATENT AND TRADEMARK OFFICE
CERTIFICATE OF CORRECTION

PATENT NO. : D731,281 S
APPLICATION NO. : 29/467486
DATED : June 9, 2015
INVENTOR(S) : Dahlberg et al.

Page 1 of 1

It is certified that error appears in the above-identified patent and that said Letters Patent is hereby corrected as shown below:

Title Page

Insert -- (30) Dec. 7, 2011 (WO).....DM077268 --.

Signed and Sealed this
Third Day of May, 2016



Michelle K. Lee
Director of the United States Patent and Trademark Office