



US00D731280S

(12) **United States Design Patent**
Dahlberg et al.

(10) **Patent No.:** **US D731,280 S**
(45) **Date of Patent:** **** Jun. 9, 2015**

(54) **KNIFE**

(56) **References Cited**

(71) Applicants: **Johan Dahlberg**, Riddarstigen (SE); **Siri Johansson**, Sedelvagen (SE); **Magnus Olsson**, Kalmgatan (SE); **Conny Jansson**, Fågelsviskvägen (SE); **Henrik Sjöholm**, Södra Bäckvägen (SE); **Maria Svensson**, Freluga Byvägen (SE); **Peter Clahr**, Voxsätter (SE)

U.S. PATENT DOCUMENTS

D420,270	S	*	2/2000	Martone	D8/99
D439,492	S	*	3/2001	Martone et al.	D8/99
D445,662	S	*	7/2001	Huang	D8/99
6,357,120	B1	*	3/2002	Khachatoorian et al.	30/162
D524,138	S	*	7/2006	Chih	D8/99
D525,104	S	*	7/2006	Samberg	D8/99
D564,328	S	*	3/2008	Smith	D8/99
D572,101	S	*	7/2008	Smith	D8/50
D572,107	S	*	7/2008	Maraia et al.	D8/99
D594,309	S	*	6/2009	Sugiura et al.	D8/99
8,572,850	B2	*	11/2013	Wu	30/125
2010/0037465	A1	*	2/2010	Price	30/152

(72) Inventors: **Johan Dahlberg**, Riddarstigen (SE); **Siri Johansson**, Sedelvagen (SE); **Magnus Olsson**, Kalmgatan (SE); **Conny Jansson**, Fågelsviskvägen (SE); **Henrik Sjöholm**, Södra Bäckvägen (SE); **Maria Svensson**, Freluga Byvägen (SE); **Peter Clahr**, Voxsätter (SE)

* cited by examiner

Primary Examiner — Phillip S Hyder

(74) *Attorney, Agent, or Firm* — Jason P. Mueller; Adams and Reese LLP

(73) Assignee: **KAPMAN AB**, Sandviken (SE)

(57) **CLAIM**

The ornamental design for a knife, as shown and described.

(**) Term: **14 Years**

DESCRIPTION

(21) Appl. No.: **29/467,484**

FIG. 1 is a perspective view of a knife showing our new design;

(22) Filed: **Sep. 19, 2013**

FIG. 2 is a front elevation view thereof;

(51) **LOC (10) Cl.** **08-03**

FIG. 3 is a rear elevation view thereof, in an inverted position;

(52) **U.S. Cl.**

FIG. 4 is an enlarged top plan view of the knife in FIG. 1;

USPC **D8/99**

FIG. 5 is an enlarged bottom plan view of thereof;

(58) **Field of Classification Search**

USPC D8/14, 97, 98, 99, 107; D22/118;
30/162, 125, 329, 332, 333, 337, 339,
30/330, 331

FIG. 6 is a right side elevation view thereof; and,

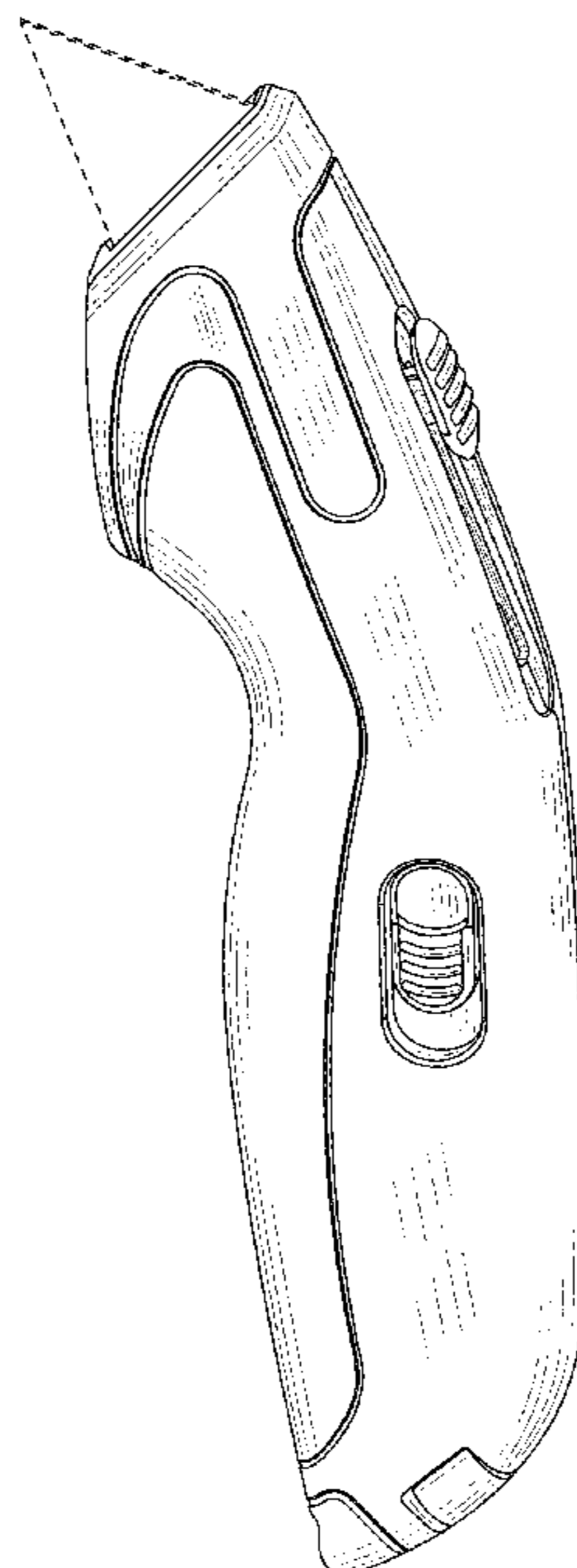
FIG. 7 is a left side elevation view thereof.

CPC B26B 5/00; B26B 1/08

The broken line showing of the blade is included for the purpose of illustrating environmental structure and forms no part of the claimed design.

See application file for complete search history.

1 Claim, 4 Drawing Sheets



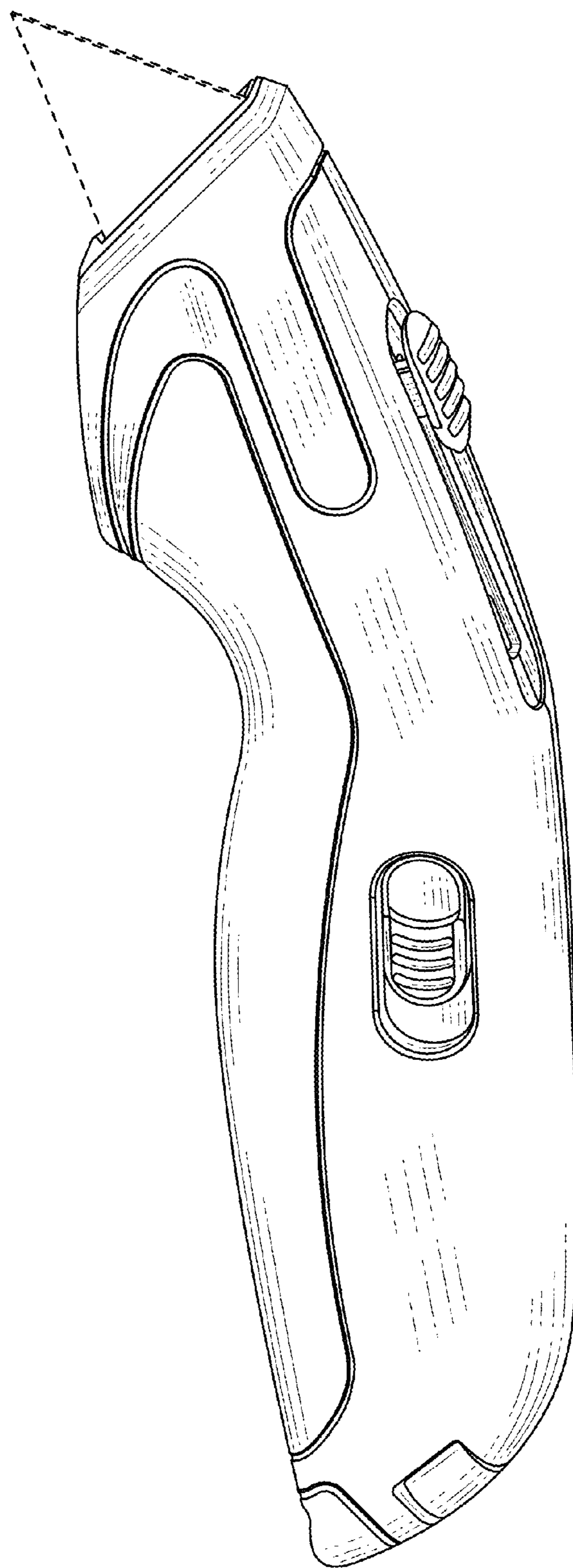


FIG. 1

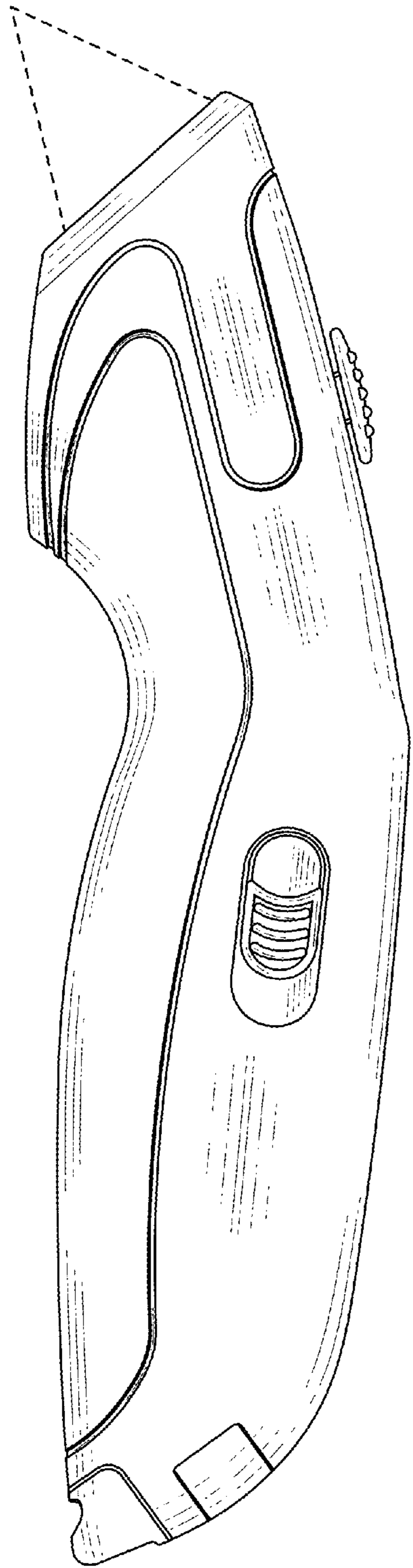


FIG. 2

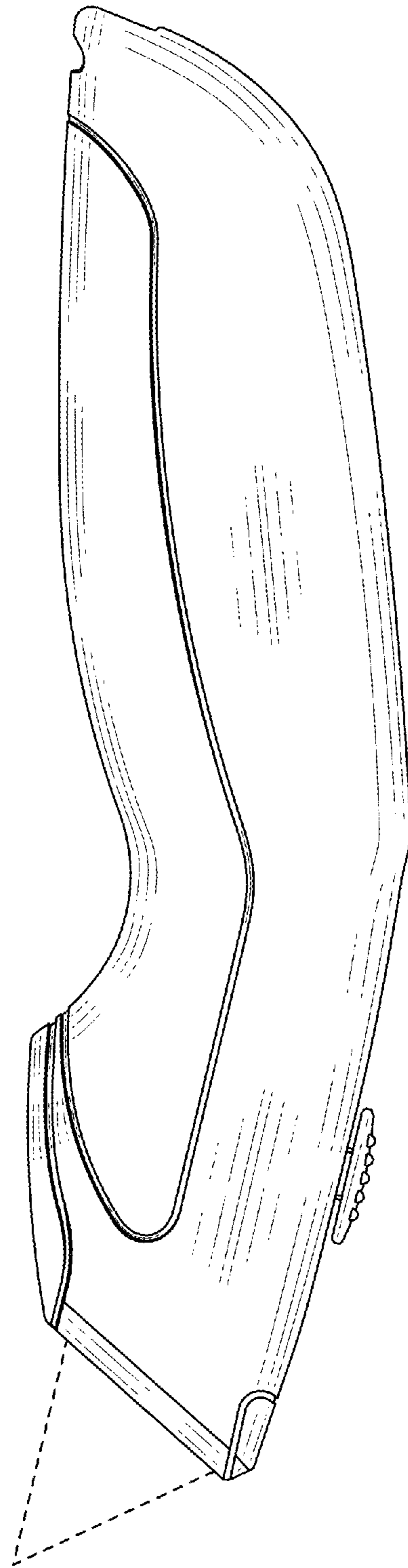


FIG. 3

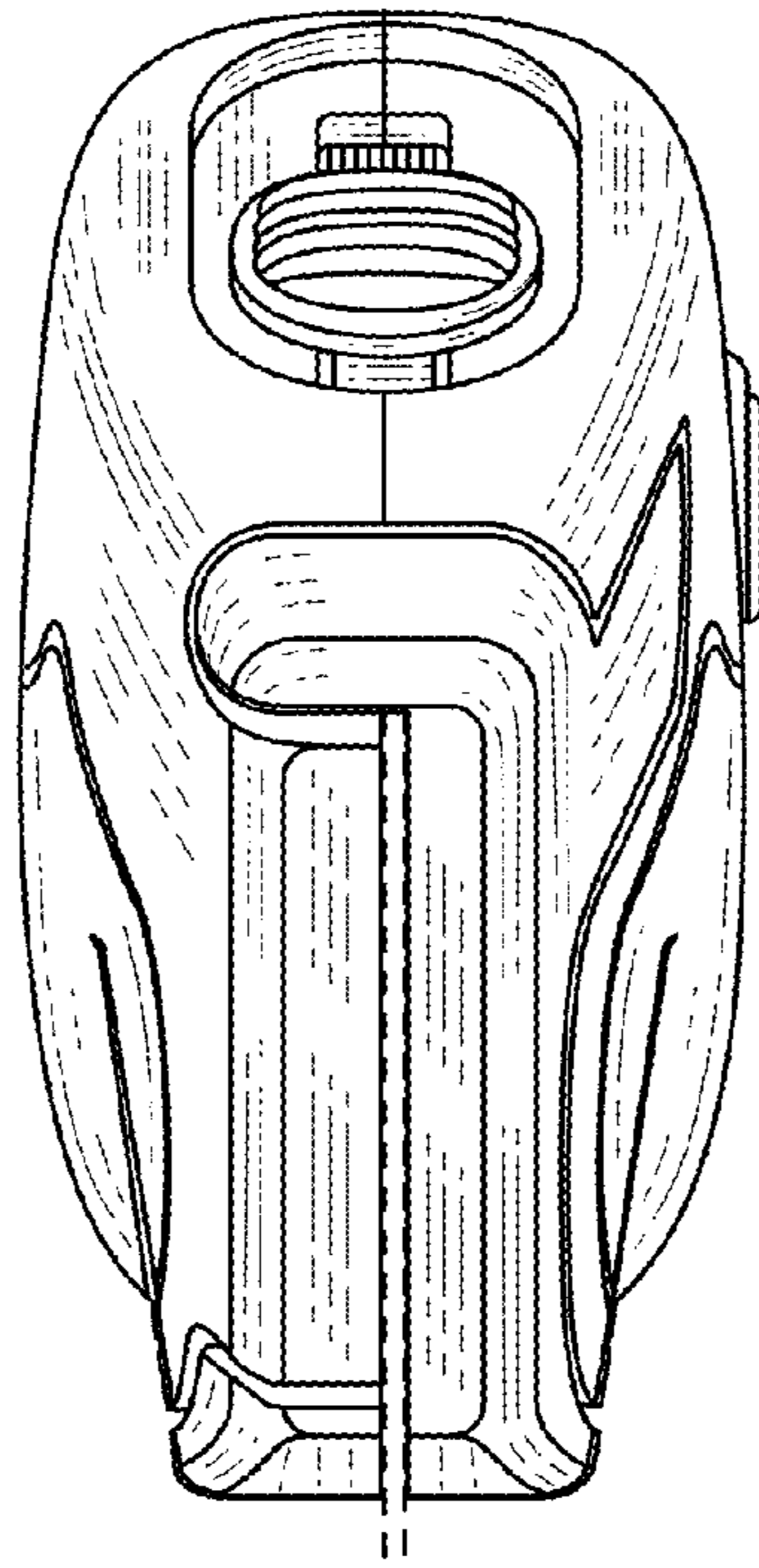


FIG. 4

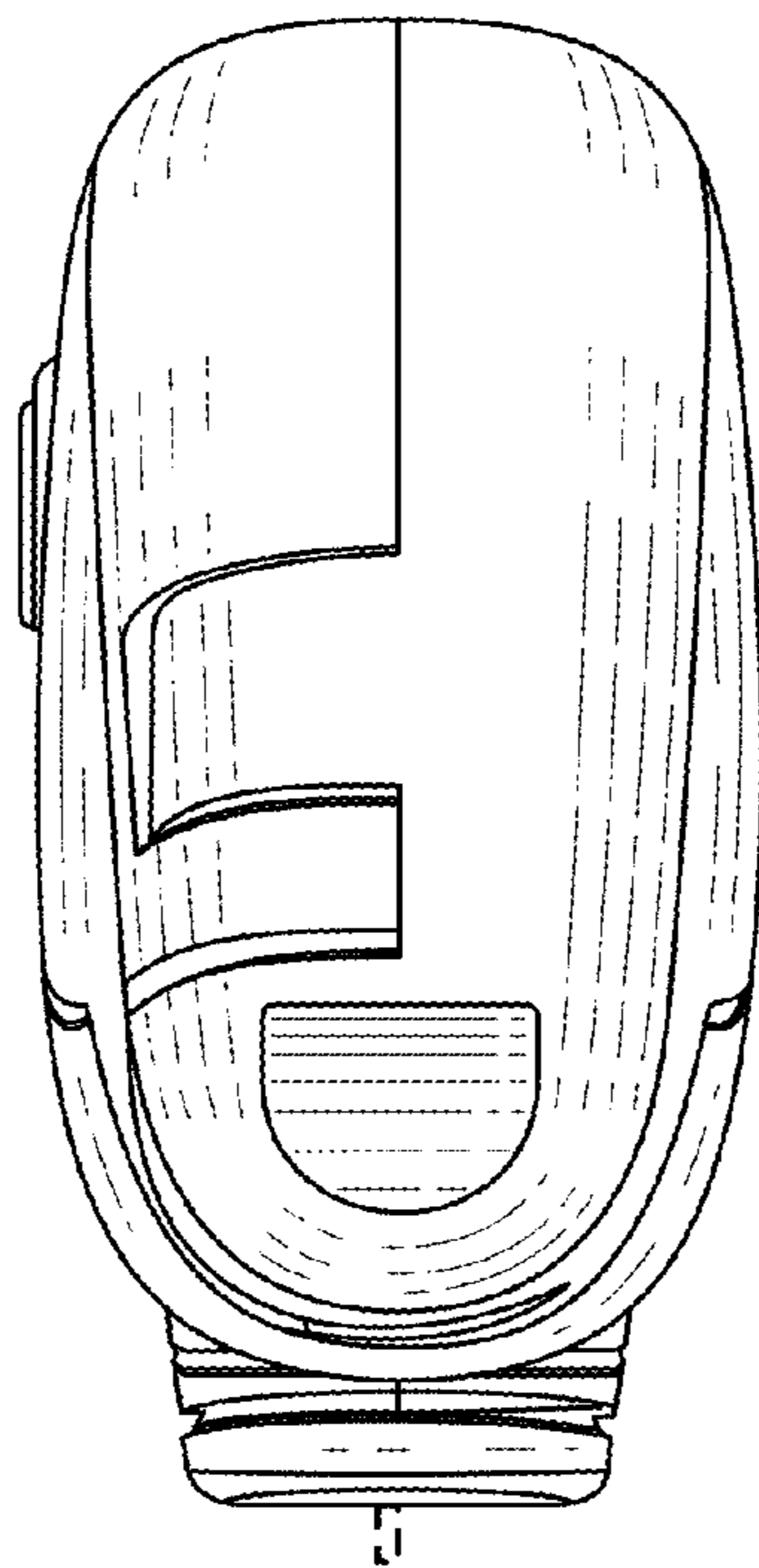


FIG. 5

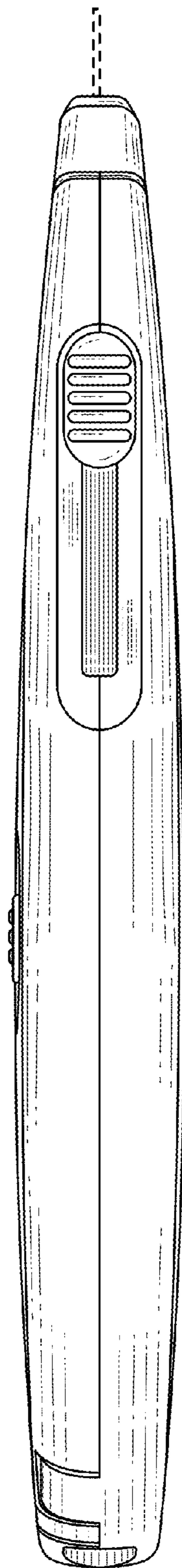


FIG. 6

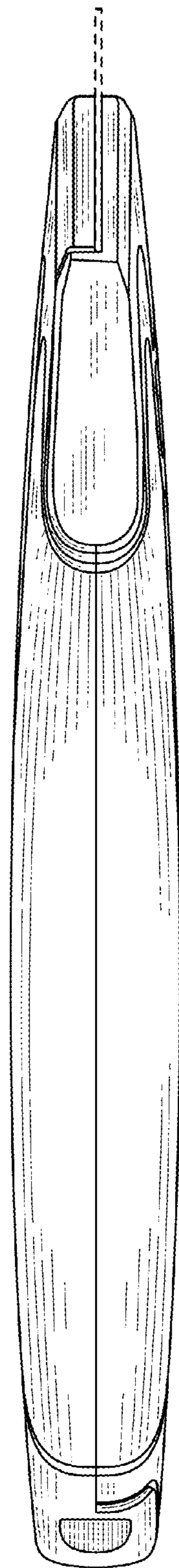


FIG. 7

UNITED STATES PATENT AND TRADEMARK OFFICE
CERTIFICATE OF CORRECTION

PATENT NO. : D731,280 S
APPLICATION NO. : 29/467484
DATED : June 9, 2015
INVENTOR(S) : Dahiberg et al.

Page 1 of 1

It is certified that error appears in the above-identified patent and that said Letters Patent is hereby corrected as shown below:

Title page

Insert -- (30) Dec. 7, 2011 (WO).....DM/077268 --.

Signed and Sealed this
Third Day of May, 2016



Michelle K. Lee
Director of the United States Patent and Trademark Office

UNITED STATES PATENT AND TRADEMARK OFFICE
CERTIFICATE OF CORRECTION

PATENT NO. : D731,280 S
APPLICATION NO. : 29/467484
DATED : June 9, 2015
INVENTOR(S) : Dahlberg et al.

Page 1 of 1

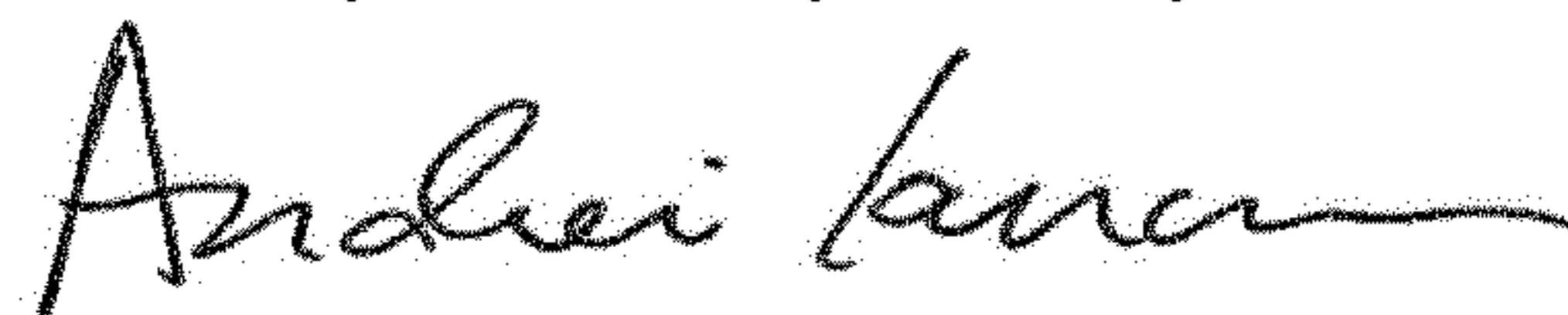
It is certified that error appears in the above-identified patent and that said Letters Patent is hereby corrected as shown below:

On the Title Page

Insert -- (30) Dec. 7, 2011 (WO).....DM/077268 --.

This certificate supersedes the Certificate of Correction issued May 3, 2016.

Signed and Sealed this
Thirty-first Day of July, 2018



Andrei Iancu
Director of the United States Patent and Trademark Office