



US00D731272S

(12) **United States Design Patent**
Salvat

(10) **Patent No.:** **US D731,272 S**
(45) **Date of Patent:** **** Jun. 9, 2015**

(54) **SCRATCH CARD AND BOTTLE OPENER**

(71) Applicant: **Francisco Salvat**, Westlake Village, CA
(US)

(72) Inventor: **Francisco Salvat**, Westlake Village, CA
(US)

(**) Term: **14 Years**

(21) Appl. No.: **29/490,089**

(22) Filed: **May 6, 2014**

(51) **LOC (10) Cl.** **07-99**

(52) **U.S. Cl.**
USPC **D8/34**

(58) **Field of Classification Search**

USPC D8/16, 18, 33-43, 91-93, 98, 103-105,
D8/394, 395, 396; D32/46
CPC B67B 7/02; B67B 7/04; B67B 7/0405;
B67B 7/0411; B67B 7/12; B67B 7/16; B67B
7/18; B67B 7/24; B67B 7/30; B67B 7/44
See application file for complete search history.

(56) **References Cited**

U.S. PATENT DOCUMENTS

417,010	A	*	12/1889	Ekman	30/429
2,525,693	A	*	10/1950	Levy	81/3.55
D210,093	S	*	2/1968	Bliss	D8/34
D306,124	S	*	2/1990	Hoilien	D8/18
D323,967	S	*	2/1992	Talbot	D8/98
D331,301	S	*	11/1992	Say, Jr.	D32/46
D422,858	S	*	4/2000	Moore	D8/17
D479,970	S	*	9/2003	Hutchinson	D8/88

D481,609	S	*	11/2003	Perlmutter et al.	D8/99
7,313,983	B1	*	1/2008	Book	81/3.55
D609,559	S	*	2/2010	Pendergrast et al.	D8/395
D613,138	S	*	4/2010	Salvino	D8/18
D693,202	S	*	11/2013	Berman	D8/105
D721,564	S	*	1/2015	Purnomohadi	D8/98

* cited by examiner

Primary Examiner — Elizabeth Albert

(74) *Attorney, Agent, or Firm* — SoCal IP Law Group LLP;
M. Kala Sarvaiya

(57) **CLAIM**

The ornamental design for a scratch card and bottle opener, as shown and described.

DESCRIPTION

A portion of the disclosure of this patent document contains material to which a claim for copyright is made. The copyright owner has no objection to the facsimile reproduction by anyone of the patent document or the patent disclosure, as it appears in the Patent and Trademark Office patent file or records, but reserves all other copyright rights whatsoever.

FIG. 1 is a front perspective view of a scratch card and bottle opener.

FIG. 2 is a rear perspective view thereof.

FIG. 3 is a front side elevation view thereof.

FIG. 4 is a rear side elevation view thereof.

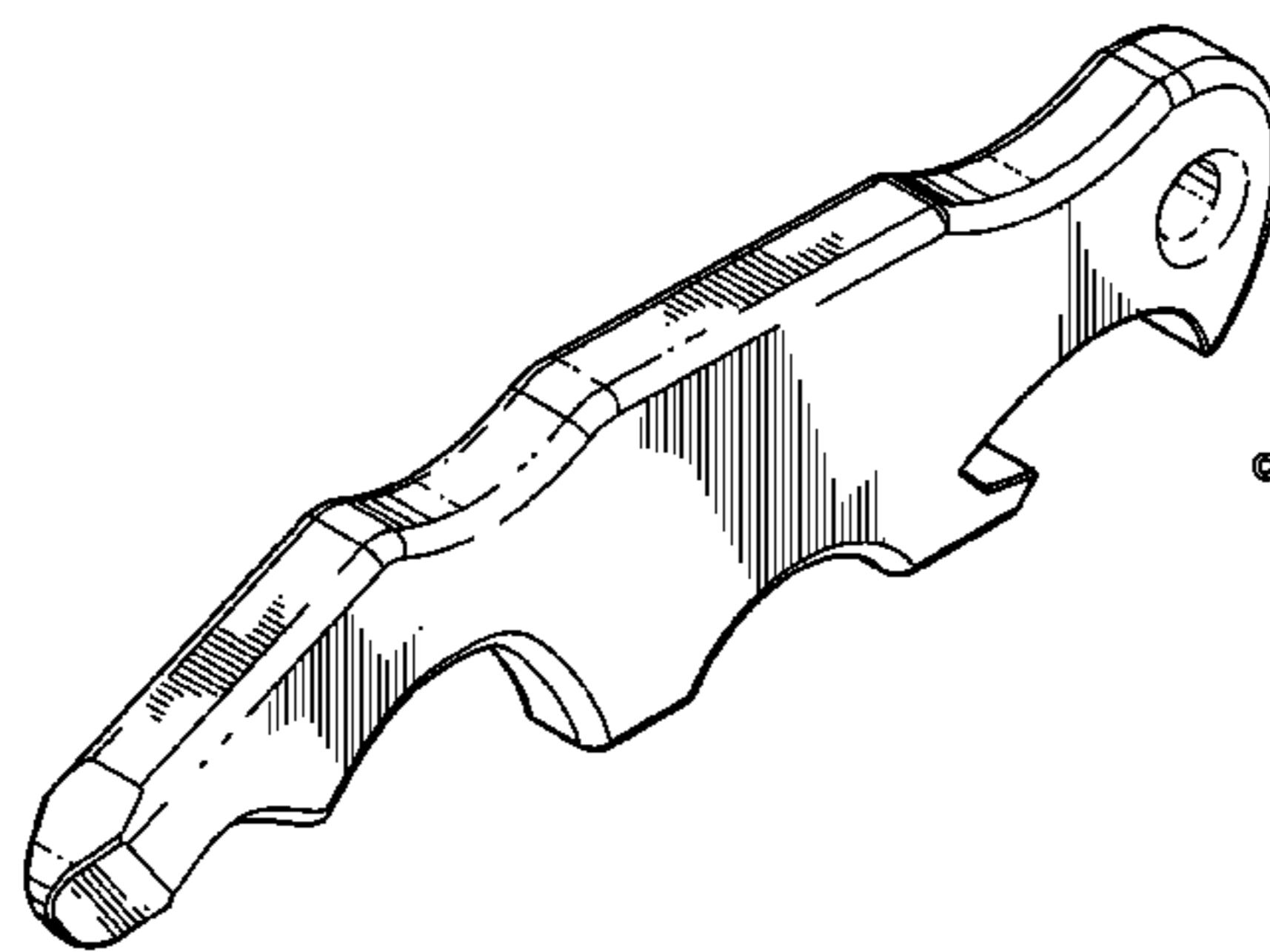
FIG. 5 is a top plan view thereof.

FIG. 6 is a bottom plan view thereof.

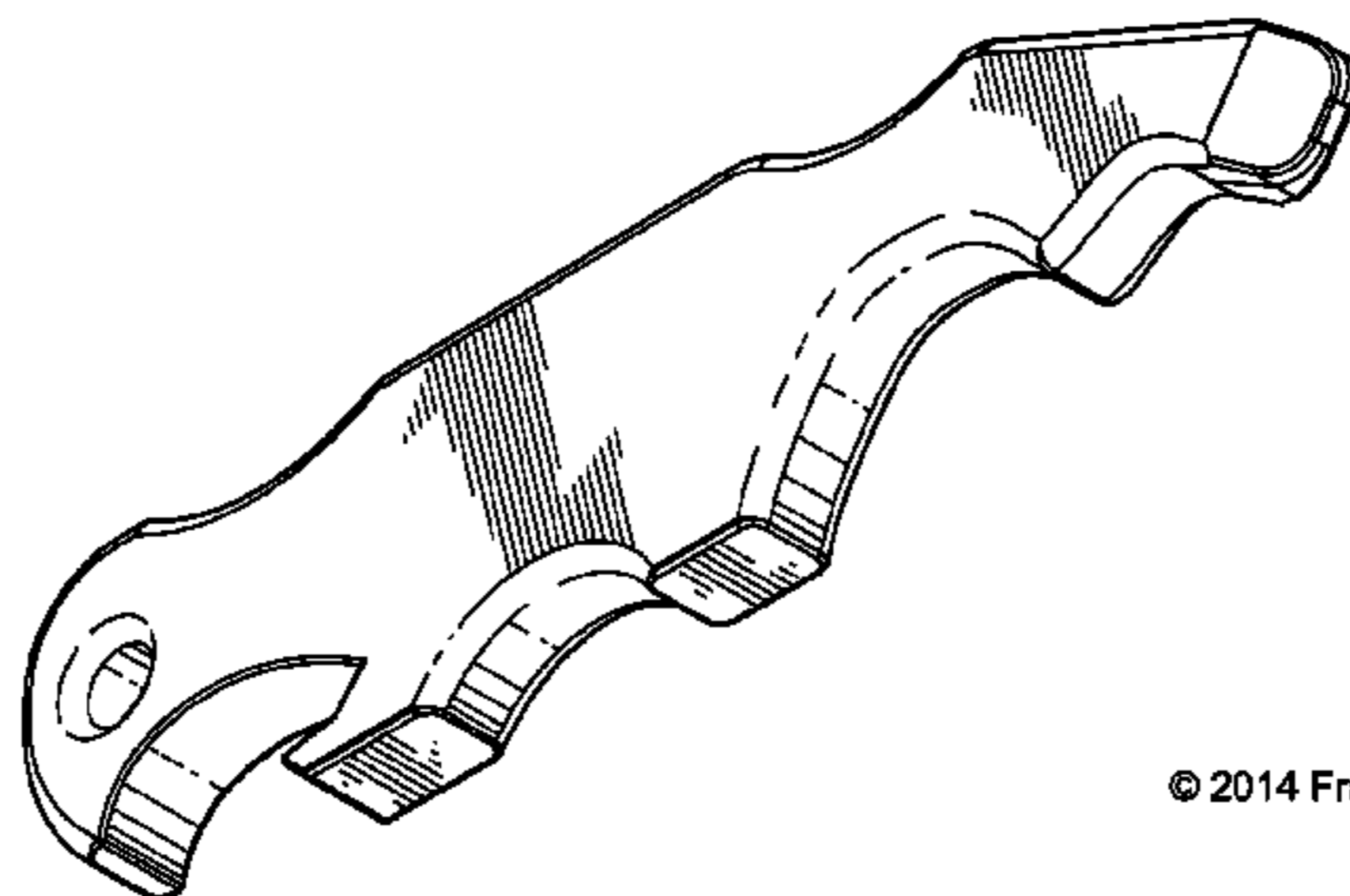
FIG. 7 is a right side elevation view thereof; and,

FIG. 8 is a left side elevation view thereof.

1 Claim, 3 Drawing Sheets

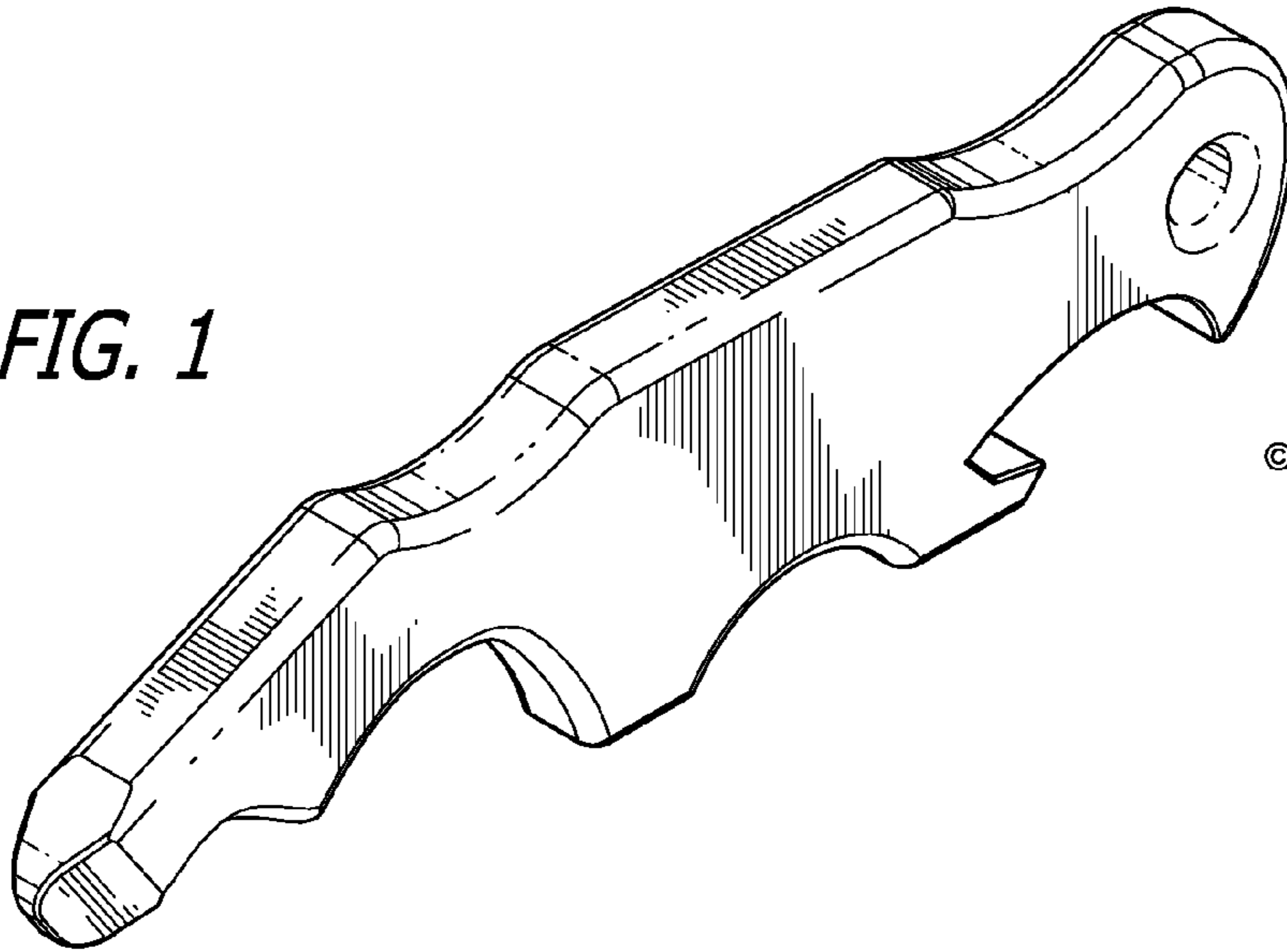


© 2014 Francisco Salvat



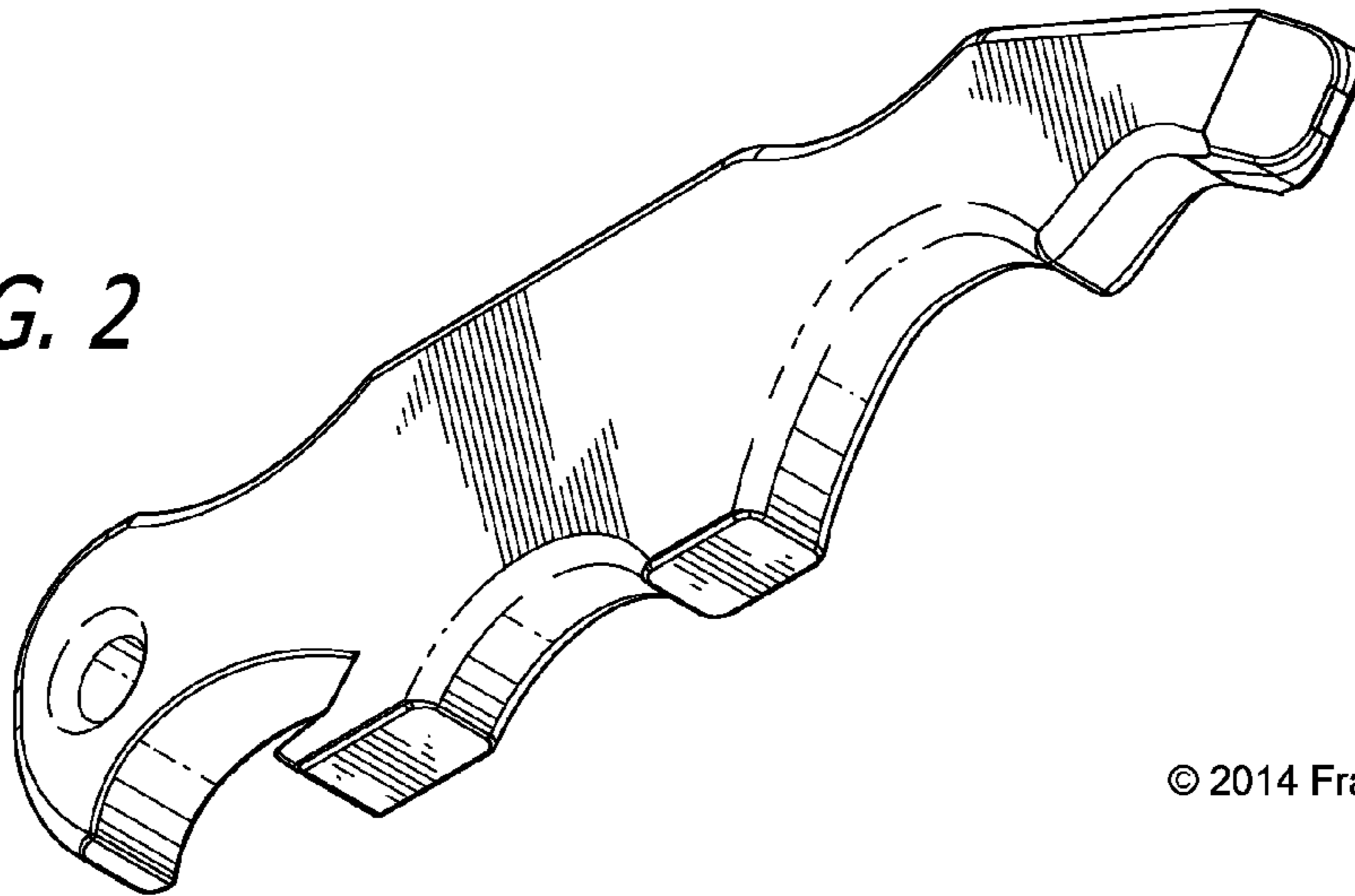
© 2014 Francisco Salvat

FIG. 1



© 2014 Francisco Salvat

FIG. 2



© 2014 Francisco Salvat

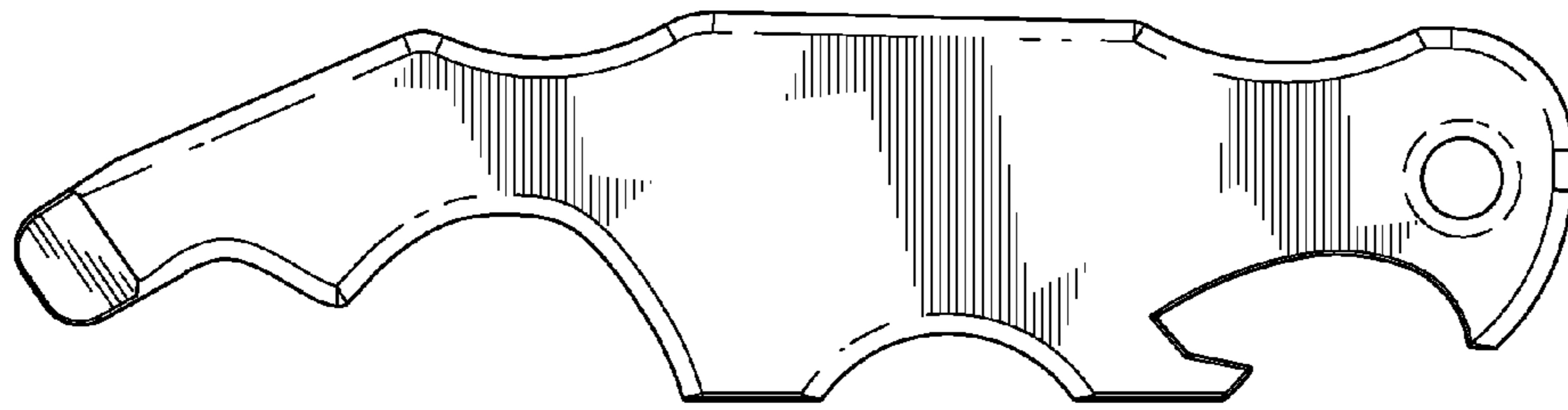


FIG. 3

© 2014 Francisco Salvat

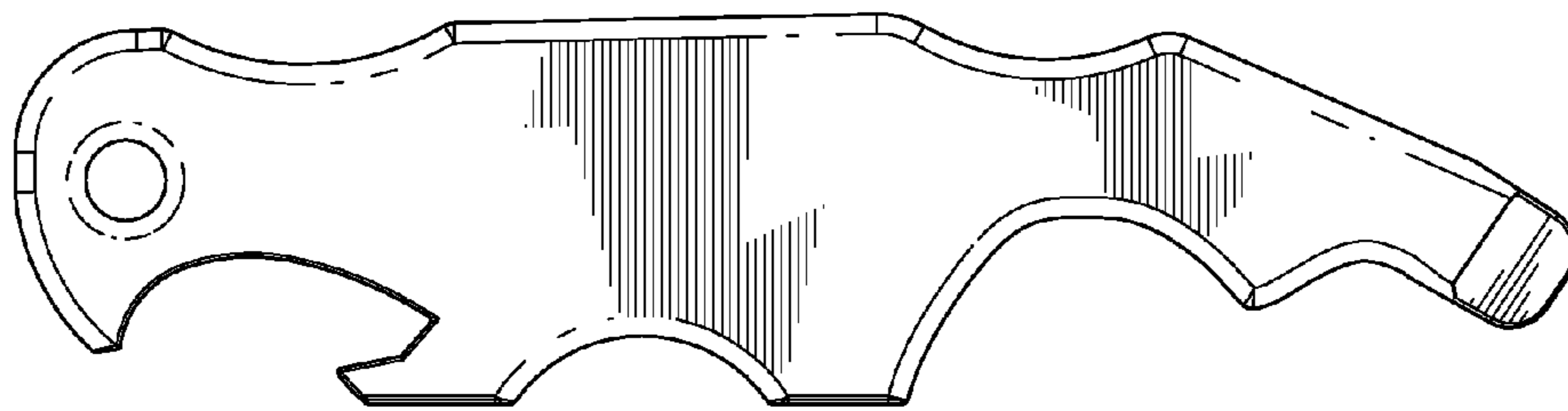


FIG. 4

© 2014 Francisco Salvat

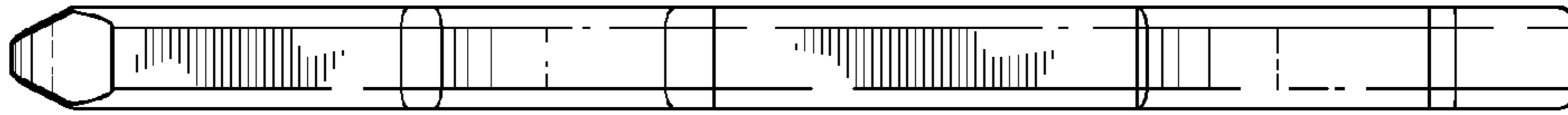


FIG. 5

© 2014 Francisco Salvat

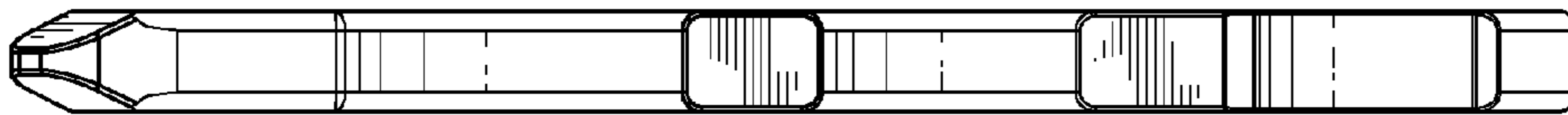


FIG. 6

© 2014 Francisco Salvat

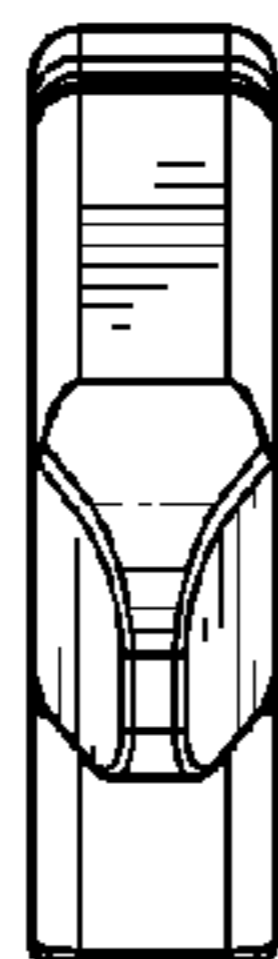


FIG. 7

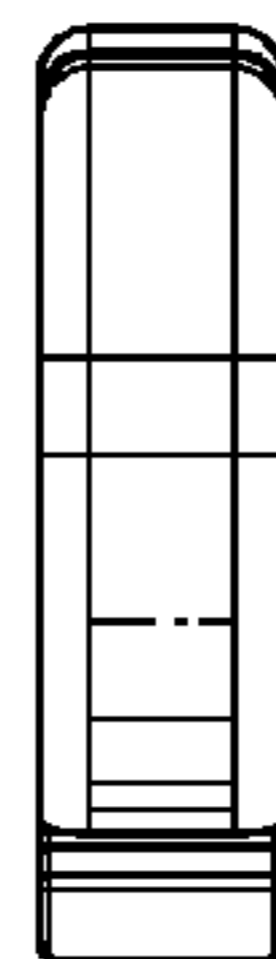


FIG. 8

© 2014 Francisco Salvat