



US00D731207S

(12) **United States Design Patent**
Smallman et al.

(10) **Patent No.:** **US D731,207 S**
(45) **Date of Patent:** **** Jun. 9, 2015**

- (54) **INFANT MATTRESS LEG DIVIDER**
- (71) Applicants: **Susan Smallman**, Naples, FL (US);
Derek Smallman, Naples, FL (US)
- (72) Inventors: **Susan Smallman**, Naples, FL (US);
Derek Smallman, Naples, FL (US)
- (**) Term: **14 Years**
- (21) Appl. No.: **29/499,390**
- (22) Filed: **Aug. 14, 2014**
- (51) **LOC (10) Cl.** **06-09**
- (52) **U.S. Cl.**
USPC **D6/596**
- (58) **Field of Classification Search**
USPC D6/595-601, 604, 606; 5/630, 632,
5/633, 636-645, 648, 652-655, 655.3,
5/655.7, 655.9; D24/183; D30/118;
D21/803, 809
CPC A47C 20/00; A47C 20/021; A47D 15/001;
A47D 15/008; A47G 9/00; A47G 9/10
See application file for complete search history.

D462,504	S *	9/2002	Rudy	D1/111
6,757,922	B2	7/2004	Chancey		
6,817,048	B1	11/2004	LaRosa		
D527,937	S *	9/2006	Aiken et al.	D6/601
D547,360	S *	7/2007	Harrington	D17/20
D566,845	S *	4/2008	Daly et al.	D24/183
7,716,764	B2	5/2010	Joe et al.		
7,757,320	B2	7/2010	Lord et al.		
D639,101	S *	6/2011	Kalatsky	D6/601
8,074,312	B2	12/2011	Tullous		
2005/0210583	A1	9/2005	Cook		
2009/0007312	A1	1/2009	Greer		
2009/0188046	A1	7/2009	Robles et al.		
2009/0229056	A1	9/2009	Edinger		
2011/0225738	A1	9/2011	Vensel		
2012/0102645	A1	5/2012	Schneider		

* cited by examiner

Primary Examiner — Mary Ann Calabrese
(74) *Attorney, Agent, or Firm* — Hahn Loeser & Parks LLP

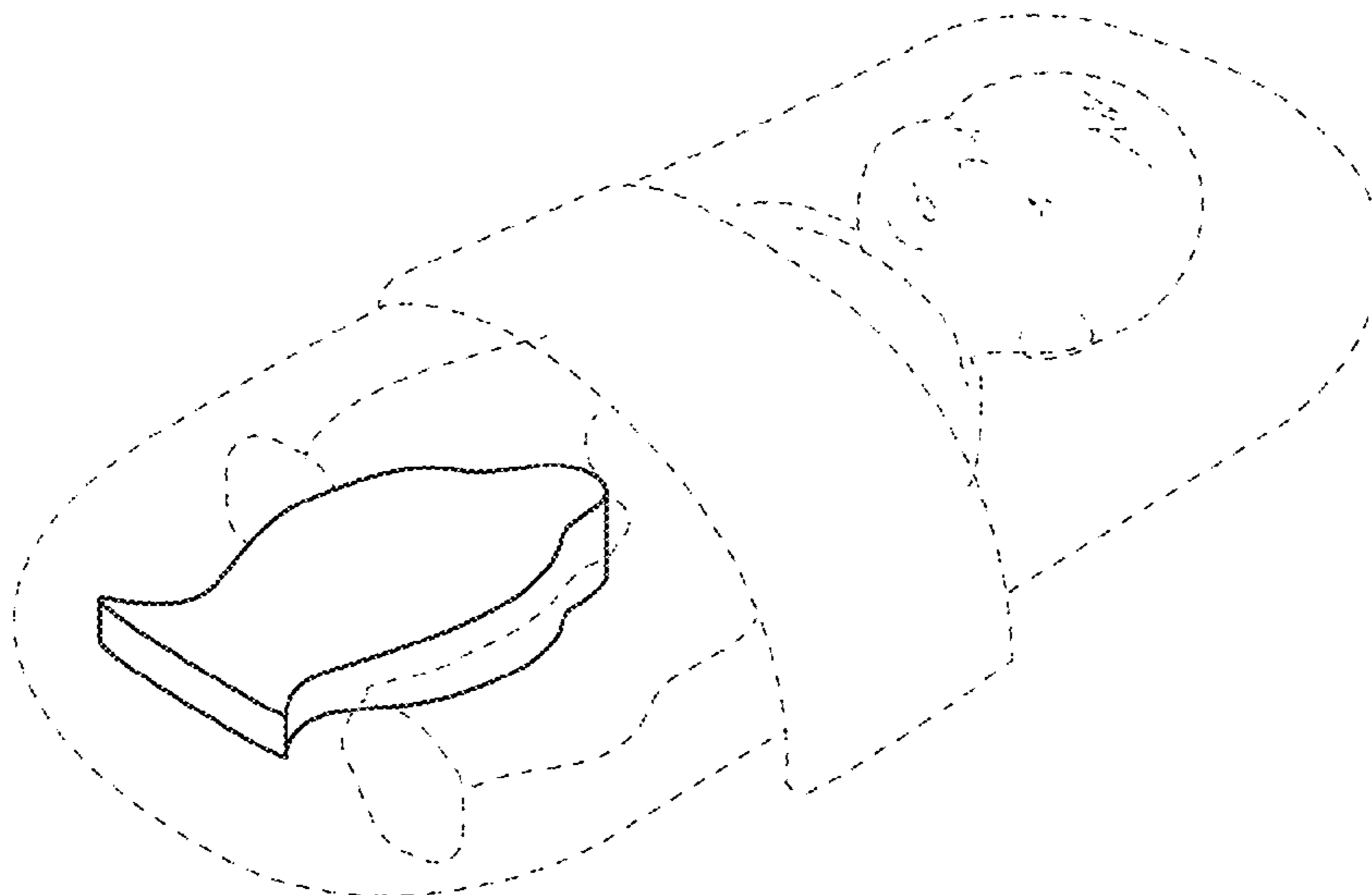
(57) **CLAIM**
The ornamental design for an infant mattress leg divider, as shown and described.

DESCRIPTION

FIG. 1 is a top perspective view of an infant mattress leg divider showing our new design;
FIG. 2 is a front view thereof;
FIG. 3 is a rear view thereof;
FIG. 4 is a left side view thereof with the right side being a mirror image thereof;
FIG. 5 is a top view thereof with the bottom being a mirror image thereof; and,
FIG. 6 is a perspective view of the leg divider with environment and its intended use shown in broken lines.
The broken lines shown are environmental only and form no part of the claimed design.

1 Claim, 1 Drawing Sheet

- (56) **References Cited**
U.S. PATENT DOCUMENTS
- D163,709 S * 6/1951 Ray D6/604
- 2,751,268 A 6/1956 Creelman
- 3,729,752 A 5/1973 Huggins
- D307,369 S * 4/1990 Zollinger D6/601
- D316,204 S * 4/1991 Goodale D6/601
- 5,046,204 A 9/1991 Mohler
- 5,058,226 A 10/1991 Crosby
- D334,982 S * 4/1993 Riach D24/183
- D346,924 S * 5/1994 Gehry D6/596
- 5,524,640 A 6/1996 Lisak et al.
- 5,551,108 A 9/1996 Butler, III
- D427,474 S * 7/2000 Rivard D6/601






FIG. 1

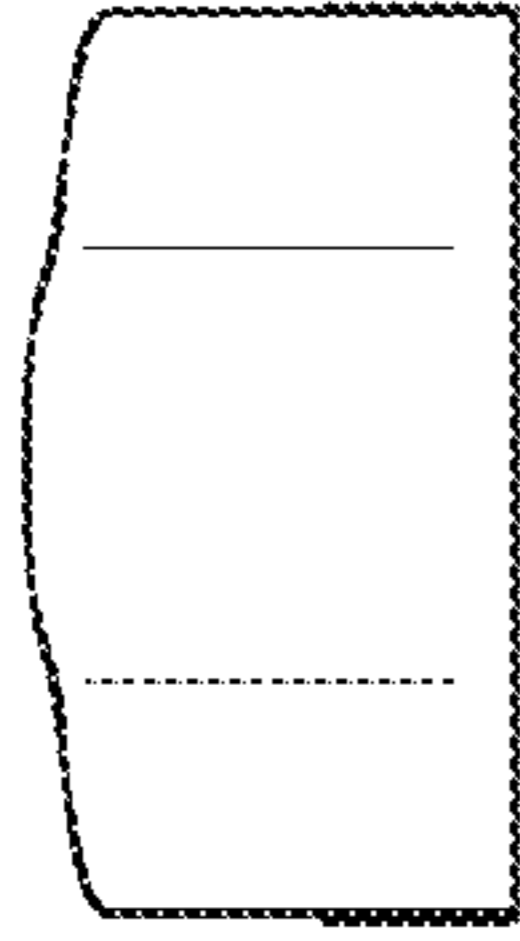


FIG. 2




FIG. 3

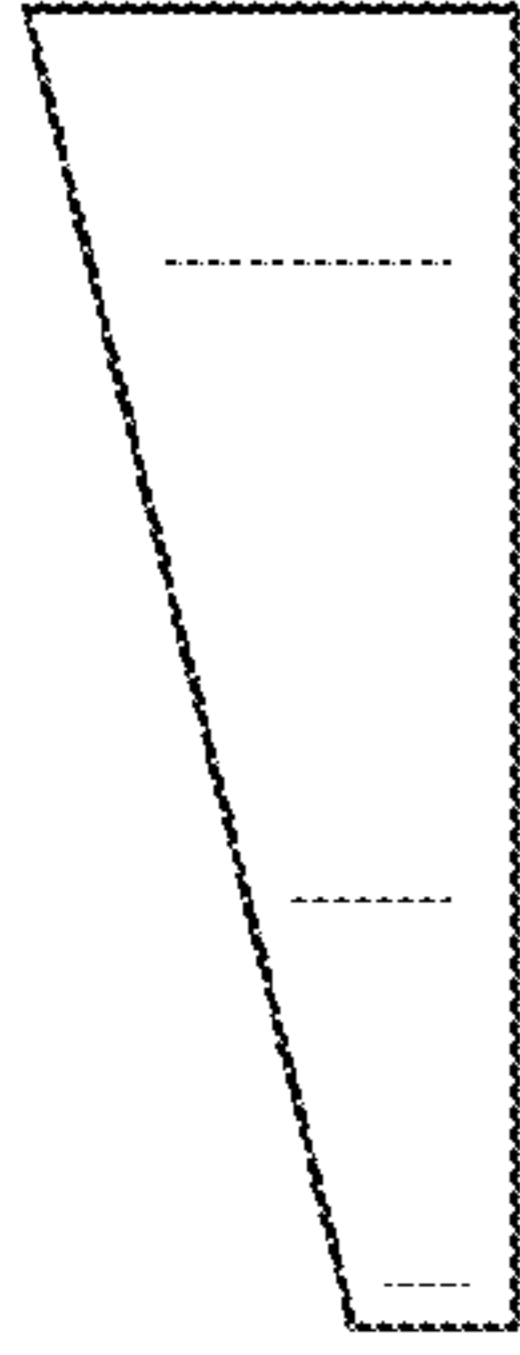


FIG. 4

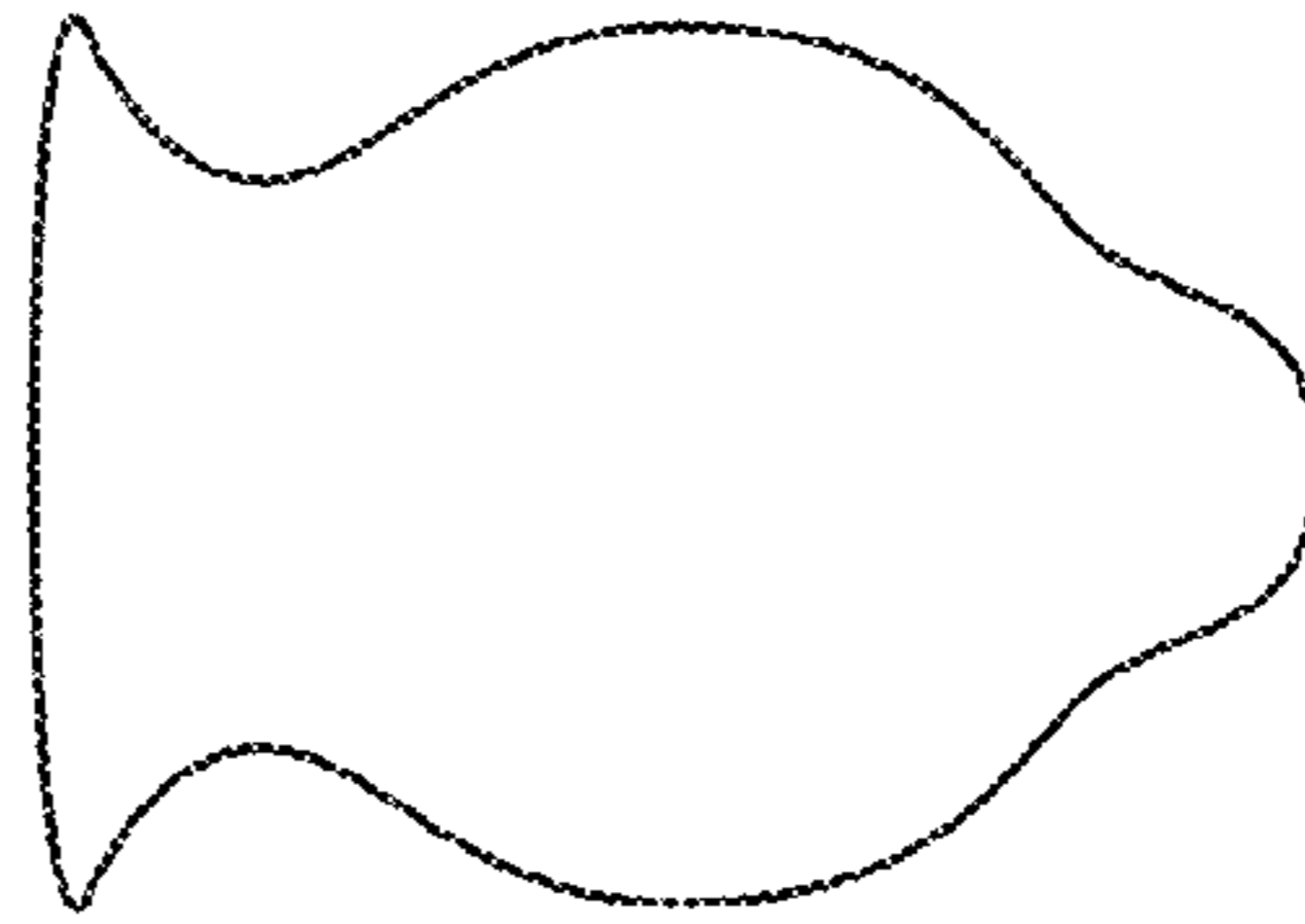


FIG. 5

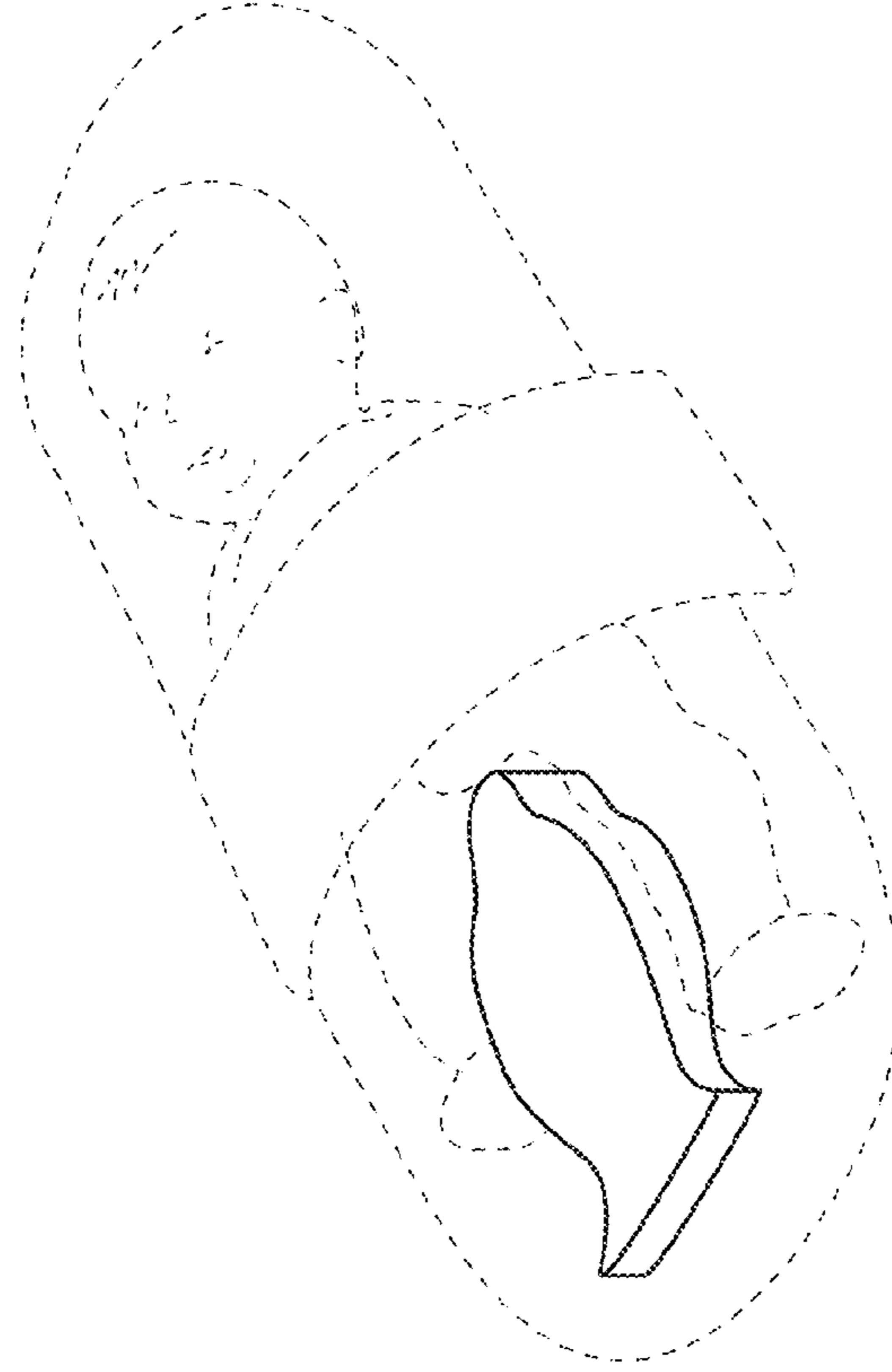


FIG. 6