

US00D731191S

(12) **United States Design Patent**
Thuma et al.

(10) **Patent No.:** **US D731,191 S**
(45) **Date of Patent:** **** *Jun. 9, 2015**

- (54) **STORAGE CHAIR**
- (71) Applicant: **Suncast Technologies, LLC**, Palm Beach Gardens, FL (US)
- (72) Inventors: **Michael Thuma**, La Grange, IL (US); **Torrence Anderson**, Overland Park, KS (US); **Michael R. Vogler**, Oswego, IL (US)
- (73) Assignee: **Suncast Technologies, LLC**, Palm Beach Gardens, FL (US)
- (*) Notice: This patent is subject to a terminal disclaimer.
- (**) Term: **14 Years**
- (21) Appl. No.: **29/494,946**
- (22) Filed: **Jun. 25, 2014**
- (51) **LOC (10) Cl.** **06-01**
- (52) **U.S. Cl.**
USPC **D6/336**
- (58) **Field of Classification Search**
USPC D6/334, 335, 336, 379, 381, 369, 349;
297/94, 118, 232, 445.1, 448.1, DIG. 7
CPC A47C 17/00; A47C 17/02; A47C 17/12;
A47C 17/18; A47C 7/021; A47C 31/00;
A47C 3/16
See application file for complete search history.

| | | | |
|---------------|---------|------------------|-----------|
| 5,902,009 A * | 5/1999 | Singh et al. | 297/188.1 |
| D422,422 S * | 4/2000 | Black | D6/369 |
| D427,788 S * | 7/2000 | Paul | D6/336 |
| D432,322 S * | 10/2000 | Mandell | D6/336 |
| D509,075 S * | 9/2005 | Katz et al. | D6/336 |
| D579,217 S * | 10/2008 | Cramer et al. | D6/334 |
| D586,131 S * | 2/2009 | Cramer et al. | D6/334 |
| D597,336 S * | 8/2009 | Anderson et al. | D6/381 |
| D626,250 S * | 10/2010 | Wenderow et al. | D24/234 |
| D644,846 S * | 9/2011 | Ciani et al. | D6/334 |
| D657,966 S * | 4/2012 | Foersom et al. | D6/334 |
| D658,395 S * | 5/2012 | Foersom et al. | D6/334 |
| D664,778 S * | 8/2012 | Pheasant et al. | D6/334 |
| D694,546 S * | 12/2013 | George | D6/381 |
| D702,051 S * | 4/2014 | Rasenberg et al. | D6/334 |

* cited by examiner

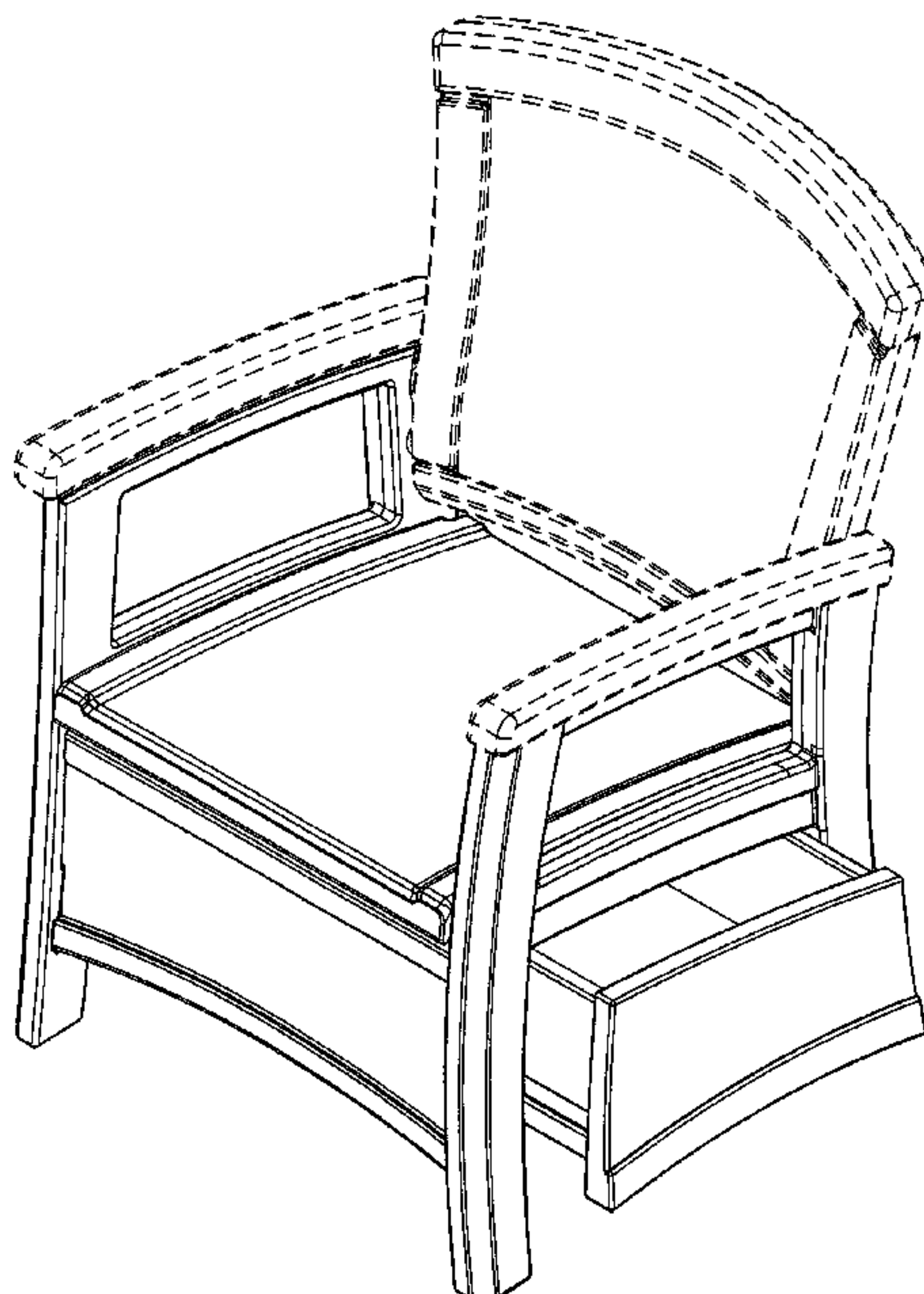
Primary Examiner — Sandra Snapp
(74) *Attorney, Agent, or Firm* — McHale & Slavin P.A.

- (56) **References Cited**
U.S. PATENT DOCUMENTS
986,686 A * 3/1911 Carney 297/123
D354,173 S * 1/1995 Escobal et al. D6/335

(57) **CLAIM**
The ornamental design for a storage chair, as shown and described.

DESCRIPTION
FIG. 1 is a top right perspective view of the storage chair of the present invention;
FIG. 2 is a left side view thereof;
FIG. 3 is a right side view thereof;
FIG. 4 is a front view thereof;
FIG. 5 is a rear view thereof; and,
FIG. 6 is a top view thereof.
The portions of the storage chair illustrated in broken lines form no part of the claimed subject matter.

1 Claim, 5 Drawing Sheets



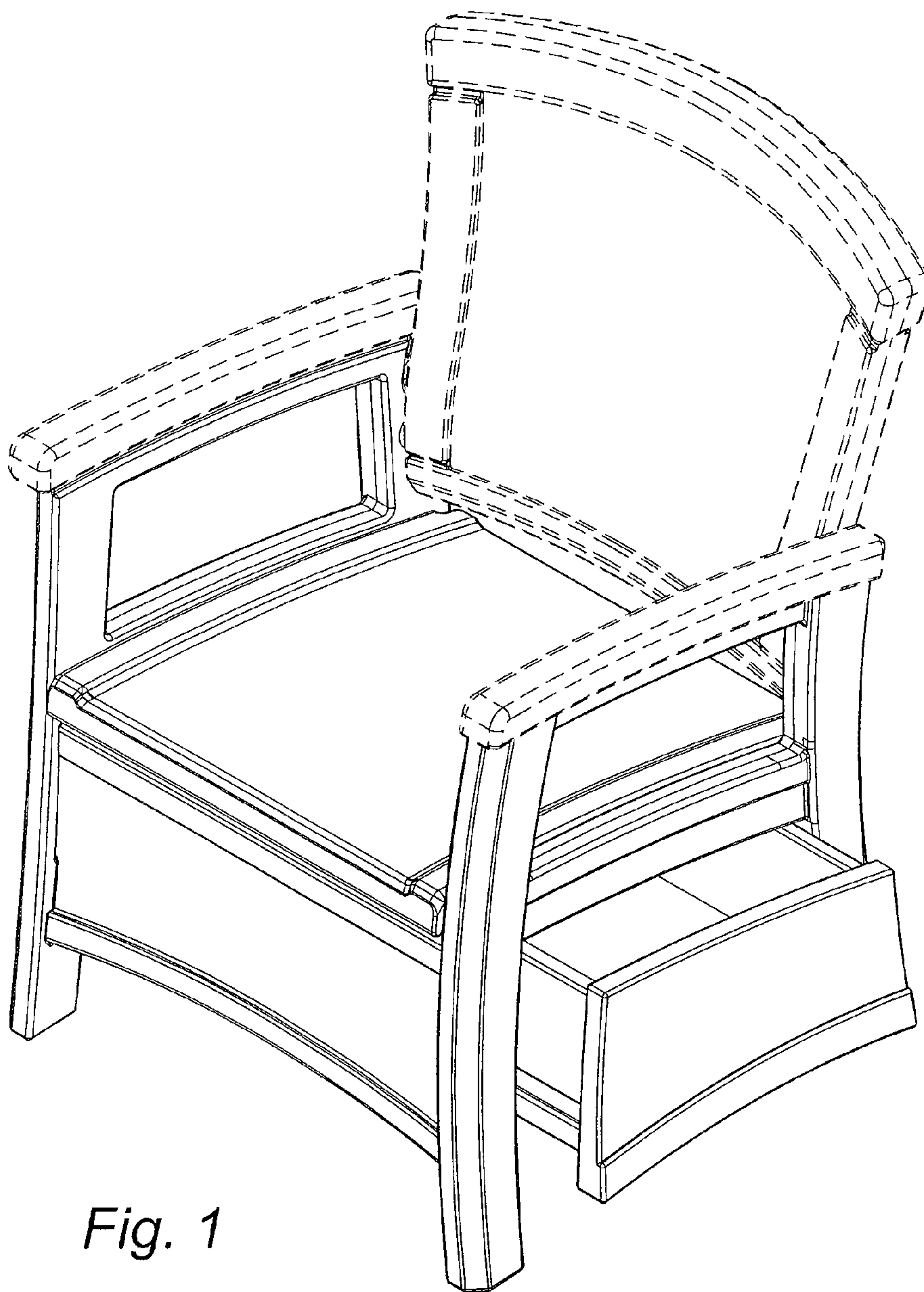


Fig. 1

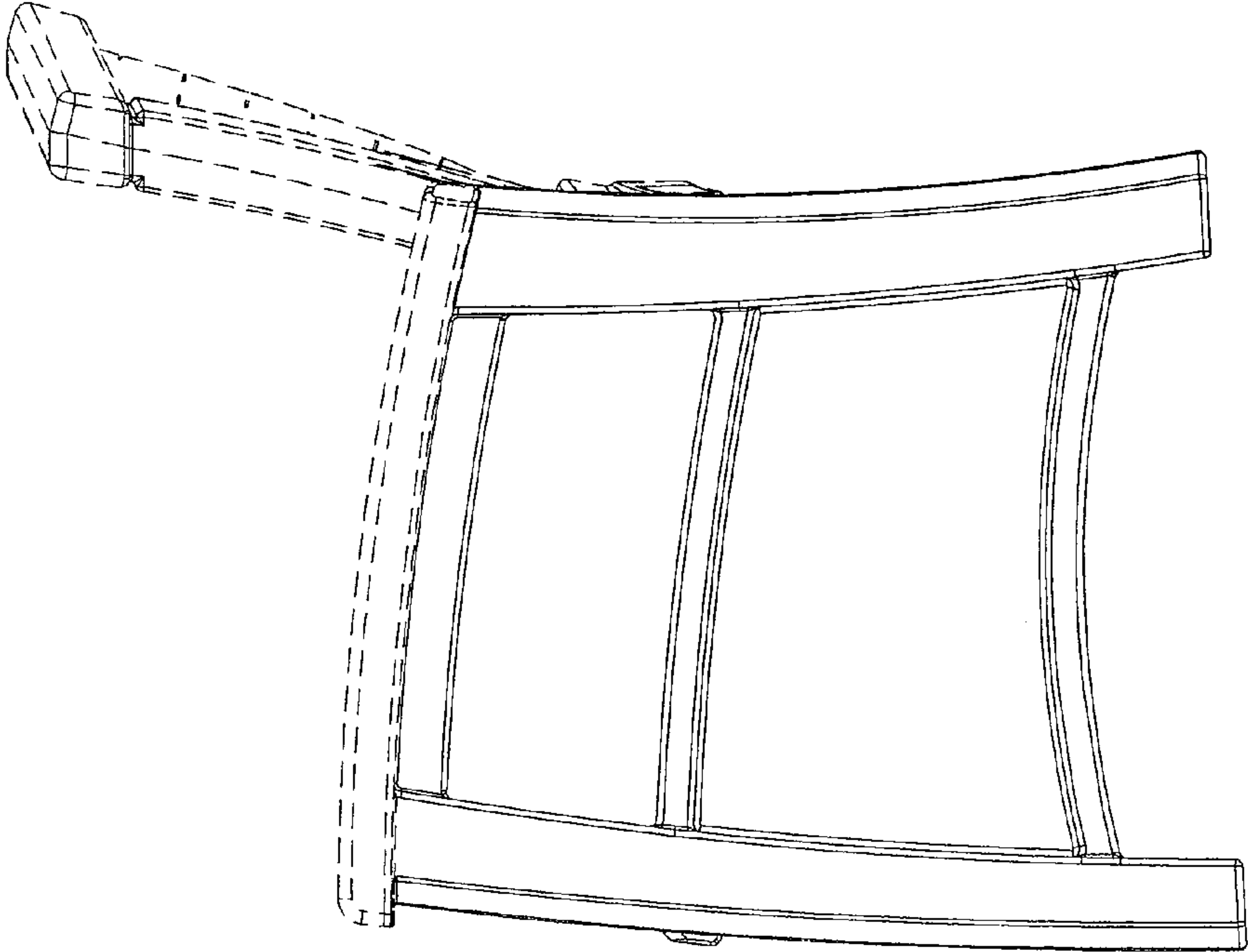


Fig. 3

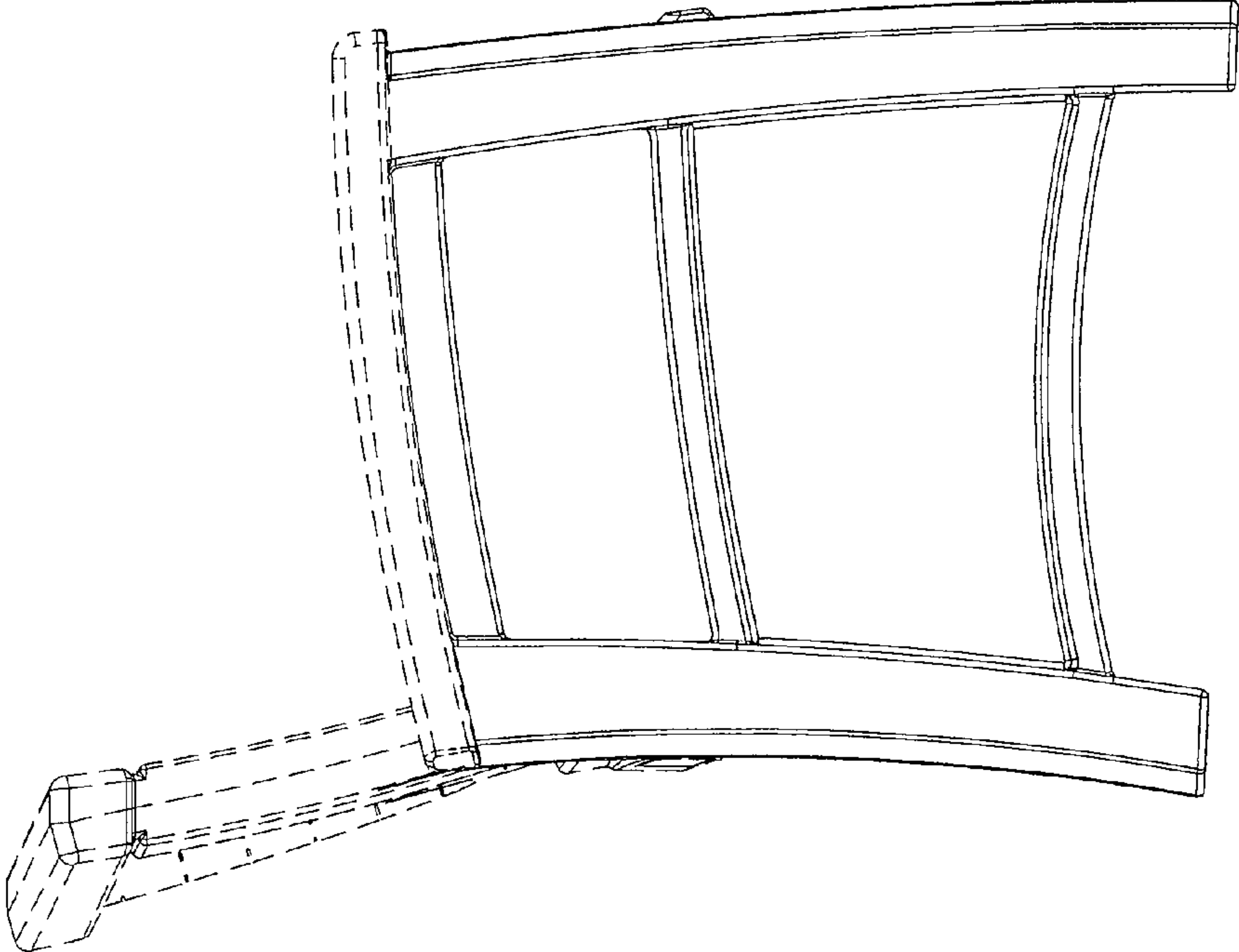


Fig. 2




Fig. 4




Fig. 5

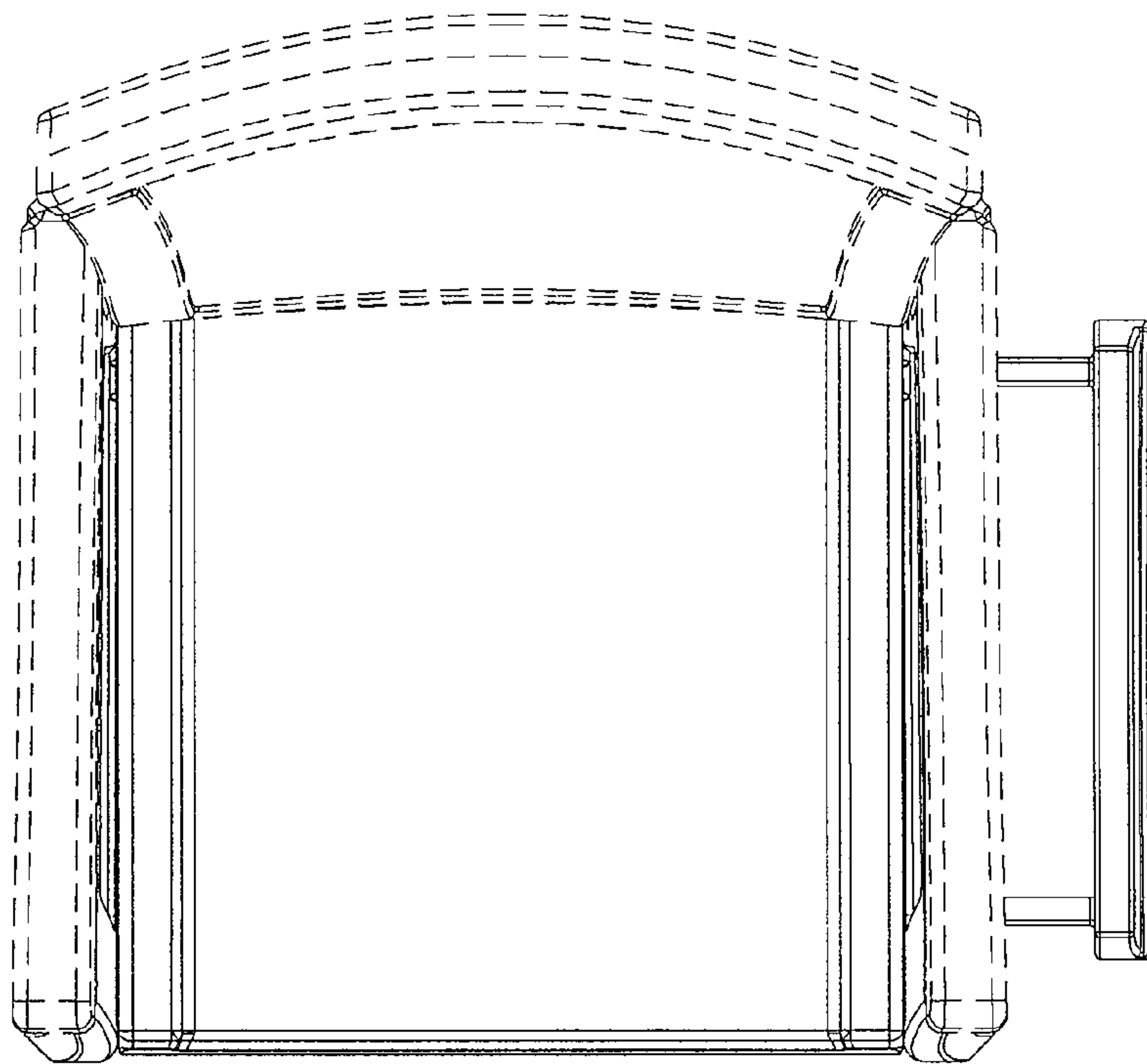


Fig. 6