



US00D731178S

(12) **United States Design Patent**
Gorouvein et al.

(10) **Patent No.:** **US D731,178 S**
(45) **Date of Patent:** **** Jun. 9, 2015**

(54) **EXTENDABLE SPECTACLE CASE**

(71) Applicants: **Edouard Gorouvein**, Thornhill (CA);
Maksim Gorouvein, Thornhill (CA)

(72) Inventors: **Edouard Gorouvein**, Thornhill (CA);
Maksim Gorouvein, Thornhill (CA)

(**) Term: **14 Years**

(21) Appl. No.: **29/513,284**

(22) Filed: **Dec. 30, 2014**

(51) **LOC (10) Cl.** **03-01**

(52) **U.S. Cl.**
USPC **D3/265**

(58) **Field of Classification Search**
USPC D3/207, 215, 219, 229, 263–268, 301;
D12/417; D16/330, 339; 24/3.3, 3.7,
24/3.8; 206/5, 5.1, 6; 248/902; 351/112,
351/155
CPC A45C 11/04; A47F 7/02; A47F 7/021
See application file for complete search history.

(56) **References Cited**

U.S. PATENT DOCUMENTS

541,767	A *	6/1895	Lloyd	206/6
574,523	A *	1/1897	Caruss	206/6
D49,217	S *	6/1916	King	D3/265
1,919,262	A *	7/1933	Shields	206/6
2,301,182	A *	11/1942	Kaser	220/4.22
D151,477	S *	10/1948	Swikart	D3/265
3,323,638	A *	6/1967	Dishart	132/75
D262,585	S *	1/1982	Anema	D3/205
4,876,003	A *	10/1989	Casberg	210/167.11
D397,551	S *	9/1998	Shefler	D3/265
D407,556	S *	4/1999	Au	D3/265
D414,036	S *	9/1999	Conway	D3/264
D417,541	S *	12/1999	Conway	D3/263

(Continued)

Primary Examiner — T. Chase Nelson

(74) *Attorney, Agent, or Firm* — Nadya Reingand


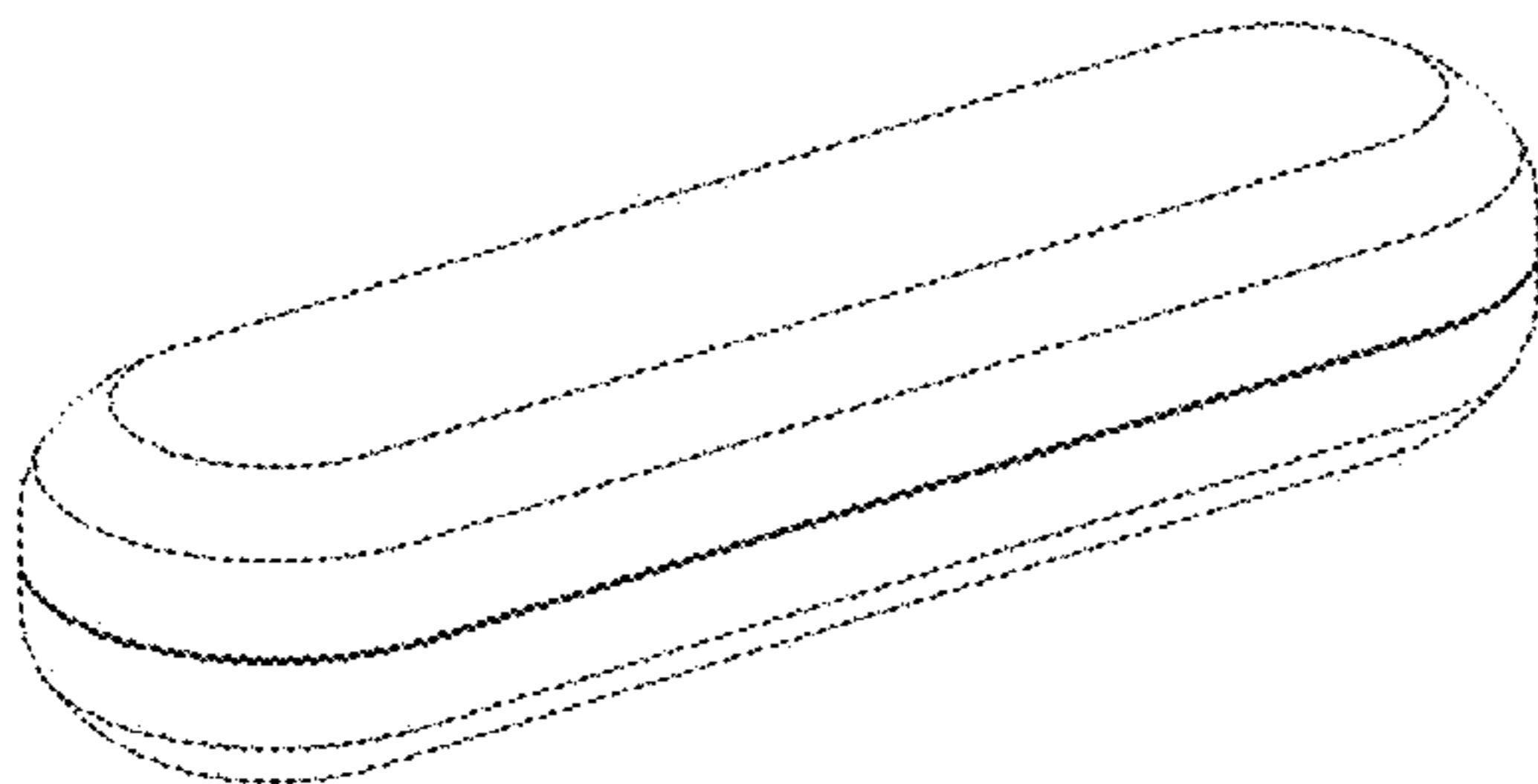
(57) **CLAIM**

The ornamental design for a extendable spectacle case, as shown and described.

DESCRIPTION

FIG. 1 is a front left perspective view of the extendable spectacle case in extended form illustrating the novel design. FIG. 2 is a front left perspective view of the extendable spectacle case in extended form of FIG. 1, when open. FIG. 3 is a front left perspective view of the extendable spectacle case in non-extended, collapsed form of FIG. 1. FIG. 4 is a front left perspective view of the extendable spectacle case in non-extended form of FIG. 3, when open. FIG. 5 is a top view of the extendable spectacle case in extended form of FIG. 1, a bottom view is the same as the top view. FIG. 6 is a front view of the extendable spectacle case in extended form of FIG. 1. FIG. 7 is a middle cross section view of the extendable spectacle case in extended form of FIG. 1. FIG. 8 is a rear view of the extendable spectacle case in extended form of FIG. 1. FIG. 9 is a right side view of the extendable spectacle case in extended form, with the front at the bottom and the rear at the top, of FIG. 1; a left side view is the same as the right side view. FIG. 10 is a top view of the extendable spectacle case in non-extended, collapsed form of FIG. 3; a bottom view is the same as the top view. FIG. 11 is a front view of the extendable spectacle case in non-extended form of FIG. 3. FIG. 12 is a middle cross section view of the extendable spectacle case in non-extended form of FIG. 3. FIG. 13 is a rear view of the extendable spectacle case in extended form of FIG. 3; and, FIG. 14 is a right side view of the extendable spectacle case in non-extended form, with the front at the bottom and the rear at the top, of FIG. 3; a left side view is the same as the right side view.

1 Claim, 6 Drawing Sheets



(56)

References Cited

U.S. PATENT DOCUMENTS

6,026,950 A *	2/2000	Wisniewski	206/6	6,398,017 B1 *	6/2002	Cafiero	206/6
D422,139 S *	4/2000	Meikle	D3/268	D465,647 S *	11/2002	Suzuki	D3/268
D427,432 S *	7/2000	Au et al.	D3/265	D547,548 S *	7/2007	Au	D3/265
D430,393 S *	9/2000	Conway	D3/203.3	D551,449 S *	9/2007	Caspe	D3/265
D430,727 S *	9/2000	Wisniewski	D3/265	D595,952 S *	7/2009	Nussberger	D3/215
D439,738 S *	4/2001	McCormack	D3/265	D606,307 S *	12/2009	Gauss	D3/294
D451,674 S *	12/2001	Leins	D3/301	D712,144 S *	9/2014	Albanese	D3/301
D456,606 S *	5/2002	Kim	D3/266	2003/0173234 A1 *	9/2003	Lin	206/5
6,382,407 B1 *	5/2002	Chao	206/5	2003/0178324 A1 *	9/2003	Watson	206/6
					2008/0083627 A1 *	4/2008	Hamm	206/6
					2013/0233730 A1 *	9/2013	Crescenzi	206/5

* cited by examiner




Fig. 1

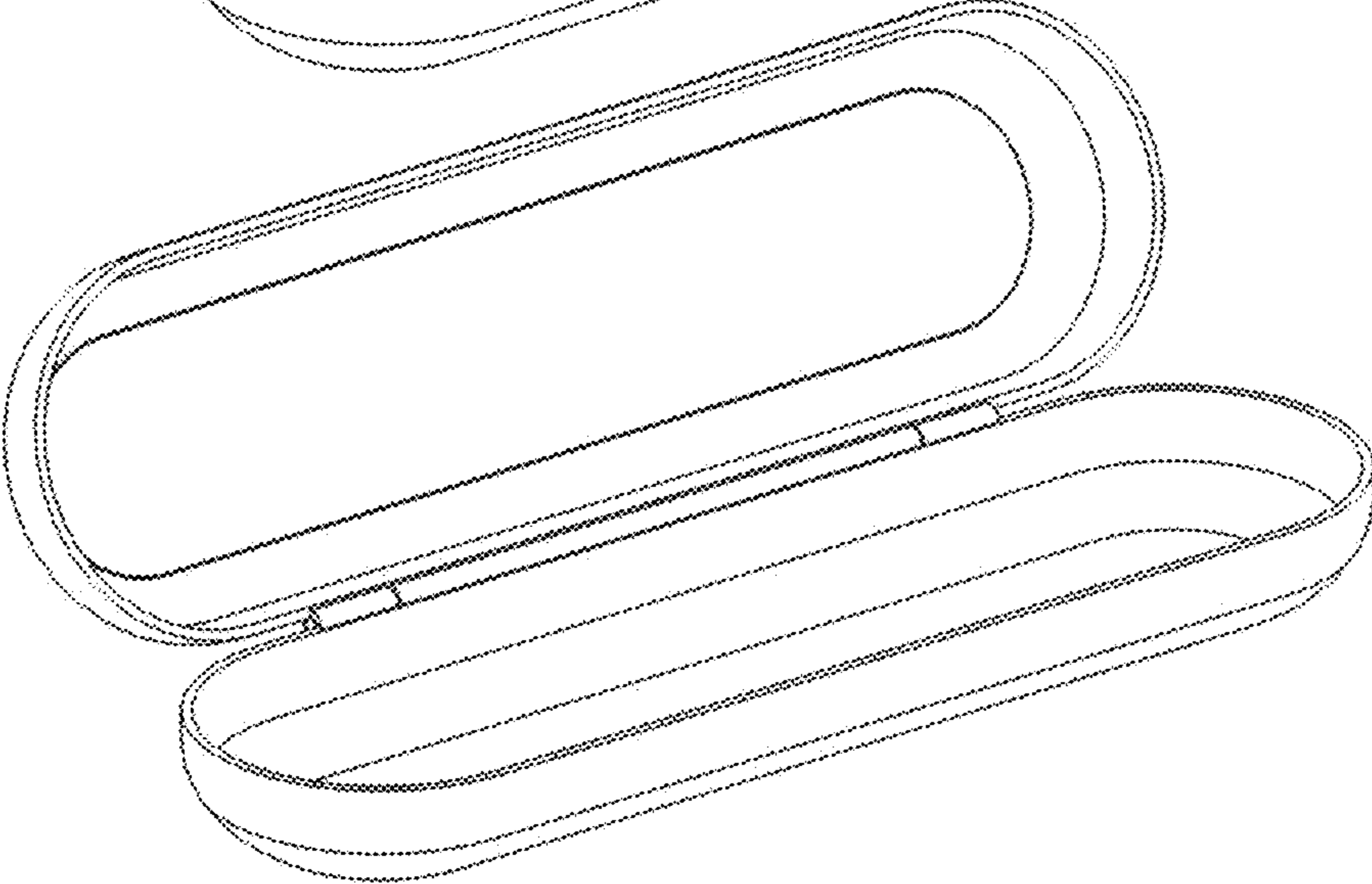


Fig. 2




Fig. 3

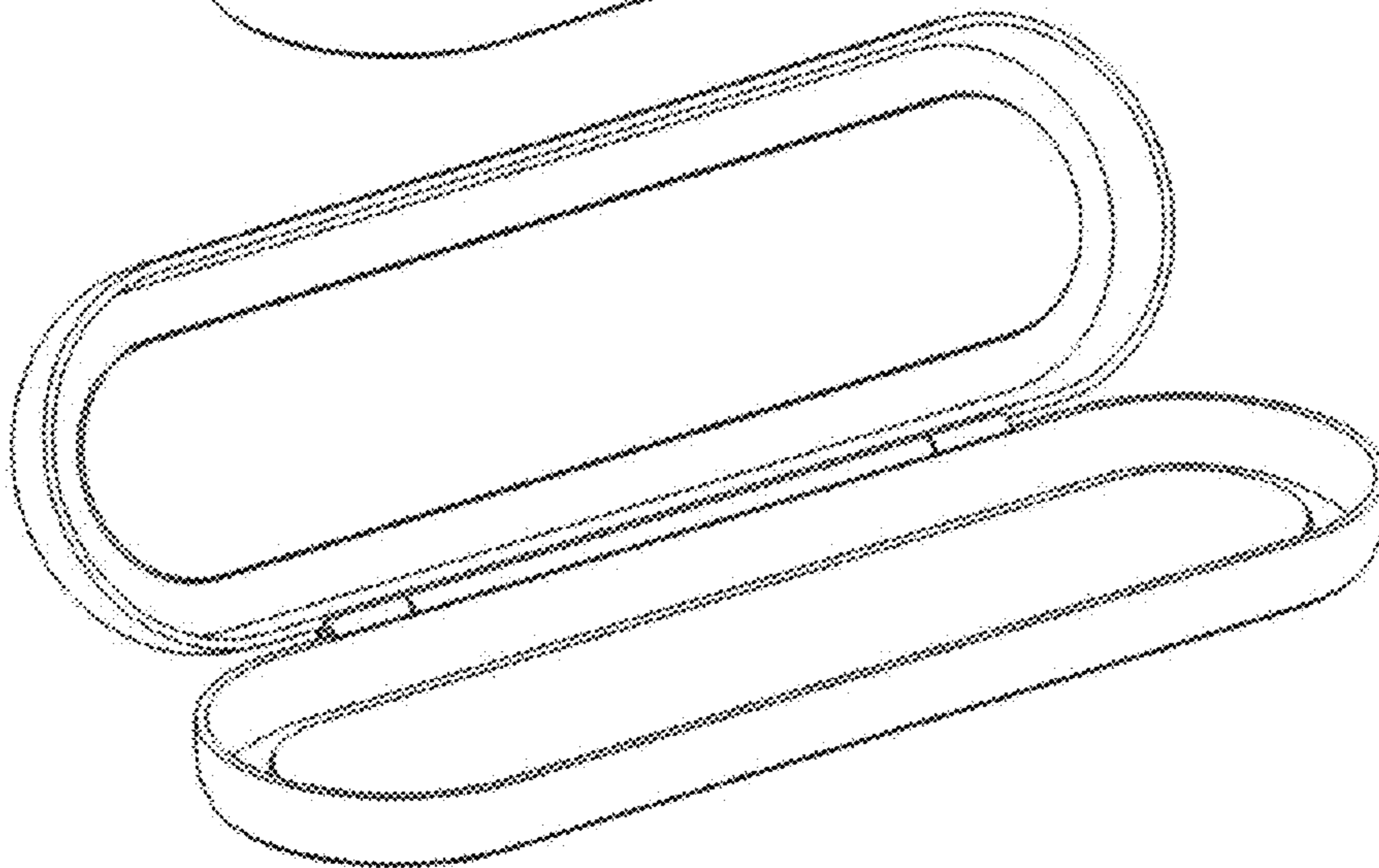


Fig. 4




Fig. 5




Fig. 6

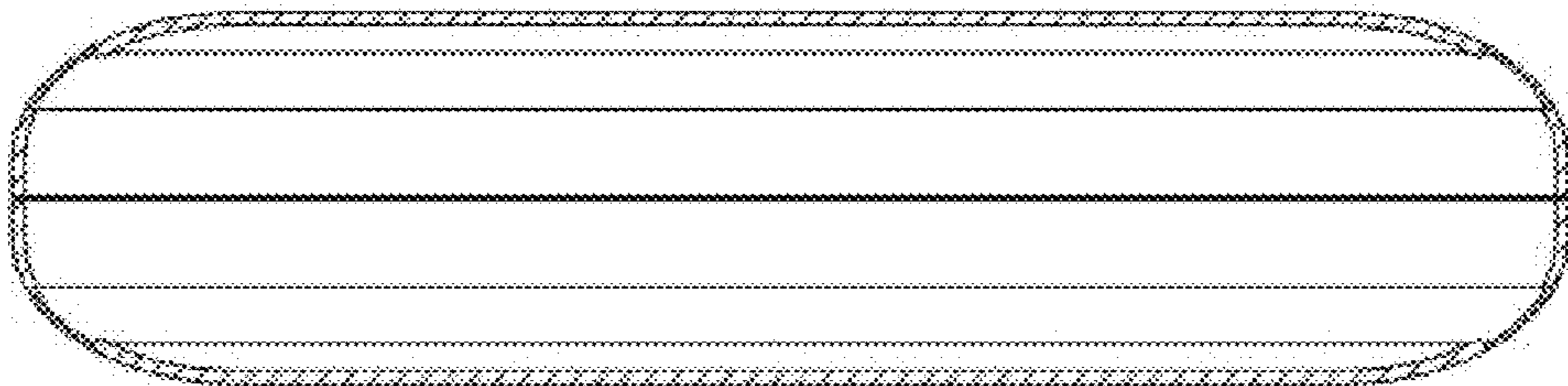


Fig. 7




Fig. 8

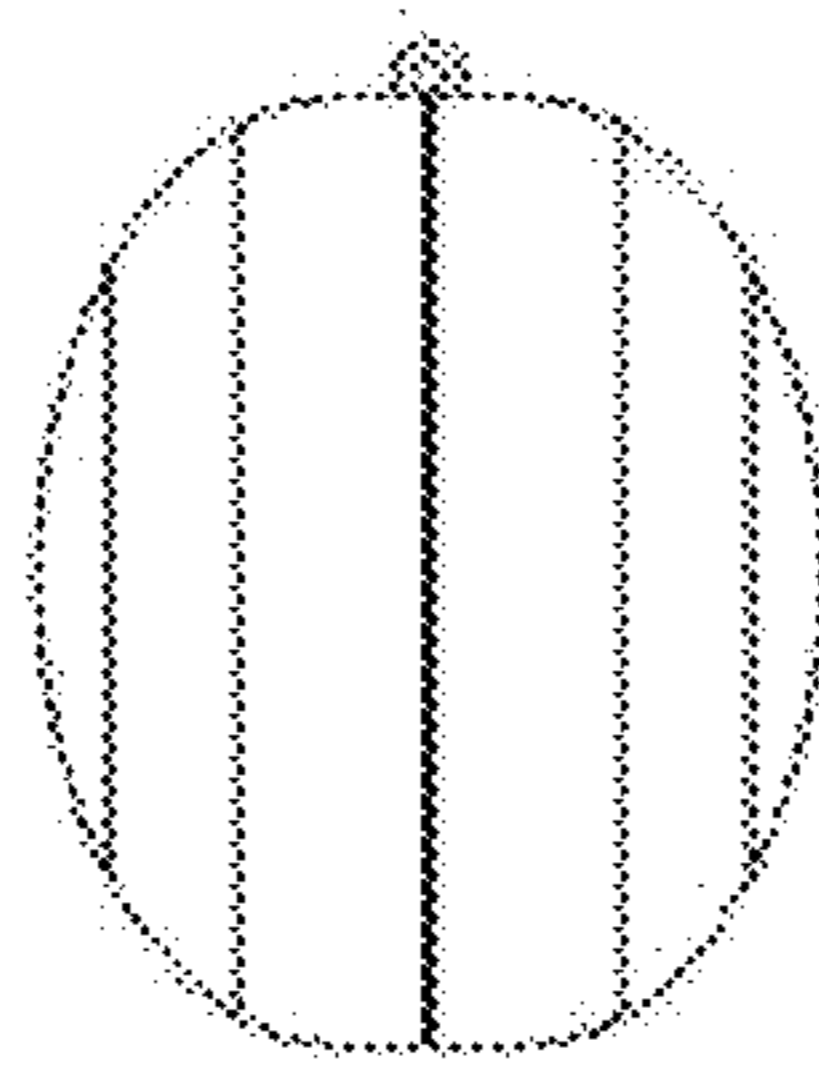


Fig. 9




Fig. 10




Fig. 11




Fig. 12




Fig. 13




Fig. 14