



US00D731159S

(12) **United States Design Patent**  
**Schoenhaus**

(10) **Patent No.:** **US D731,159 S**  
(45) **Date of Patent:** **\*\* Jun. 9, 2015**

(54) **SHOE OUTSOLE**

(71) Applicant: **Propét Global Limited**, Auburn, WA  
(US)

(72) Inventor: **Harold D. Schoenhaus**, Del Ray Beach,  
FL (US)

(73) Assignee: **Propet Global Limited**, Auburn, WA  
(US)

(\*\*) Term: **14 Years**

(21) Appl. No.: **29/460,548**

(22) Filed: **Jul. 11, 2013**

(51) **LOC (10) Cl.** ..... **02-04**

(52) **U.S. Cl.**  
USPC ..... **D2/953**; D2/951; D2/960

(58) **Field of Classification Search**  
USPC ..... D2/902, 906, 908, 916, 918, 925,  
D2/946–962, 977; 36/3 B, 22 R, 24.5, 25 R,  
36/28, 32 R, 34 R, 59 C, 67 A, 103  
See application file for complete search history.

(56) **References Cited**

U.S. PATENT DOCUMENTS

D517,291 S *	3/2006	Vasyli .....	D2/961
7,168,187 B2 *	1/2007	Robbins .....	36/30 R
D574,585 S *	8/2008	Wilken .....	D2/960
D616,186 S *	5/2010	Petrie .....	D2/953
D632,876 S *	2/2011	Choi .....	D2/896
D633,700 S *	3/2011	Del Biondi et al. ....	D2/951
D646,049 S *	10/2011	Dowling .....	D2/953
8,099,880 B2 *	1/2012	Brewer et al. ....	36/30 R
D656,303 S *	3/2012	Muller et al. ....	D2/947
D663,511 S *	7/2012	Martinez et al. ....	D2/917

D683,940 S *	6/2013	Del Biondi .....	D2/953
8,650,775 B2 *	2/2014	Peyton .....	36/29
8,671,592 B2 *	3/2014	Dojan .....	36/59 C
D718,921 S *	12/2014	Law et al. ....	D2/953
2007/0283593 A1 *	12/2007	Malenotti .....	36/3 B
2014/0026442 A1 *	1/2014	Ferrigan et al. ....	36/103

\* cited by examiner

*Primary Examiner* — T. Chase Nelson

(74) *Attorney, Agent, or Firm* — Patrick J. S. Inouye; Krista  
A. Wittman

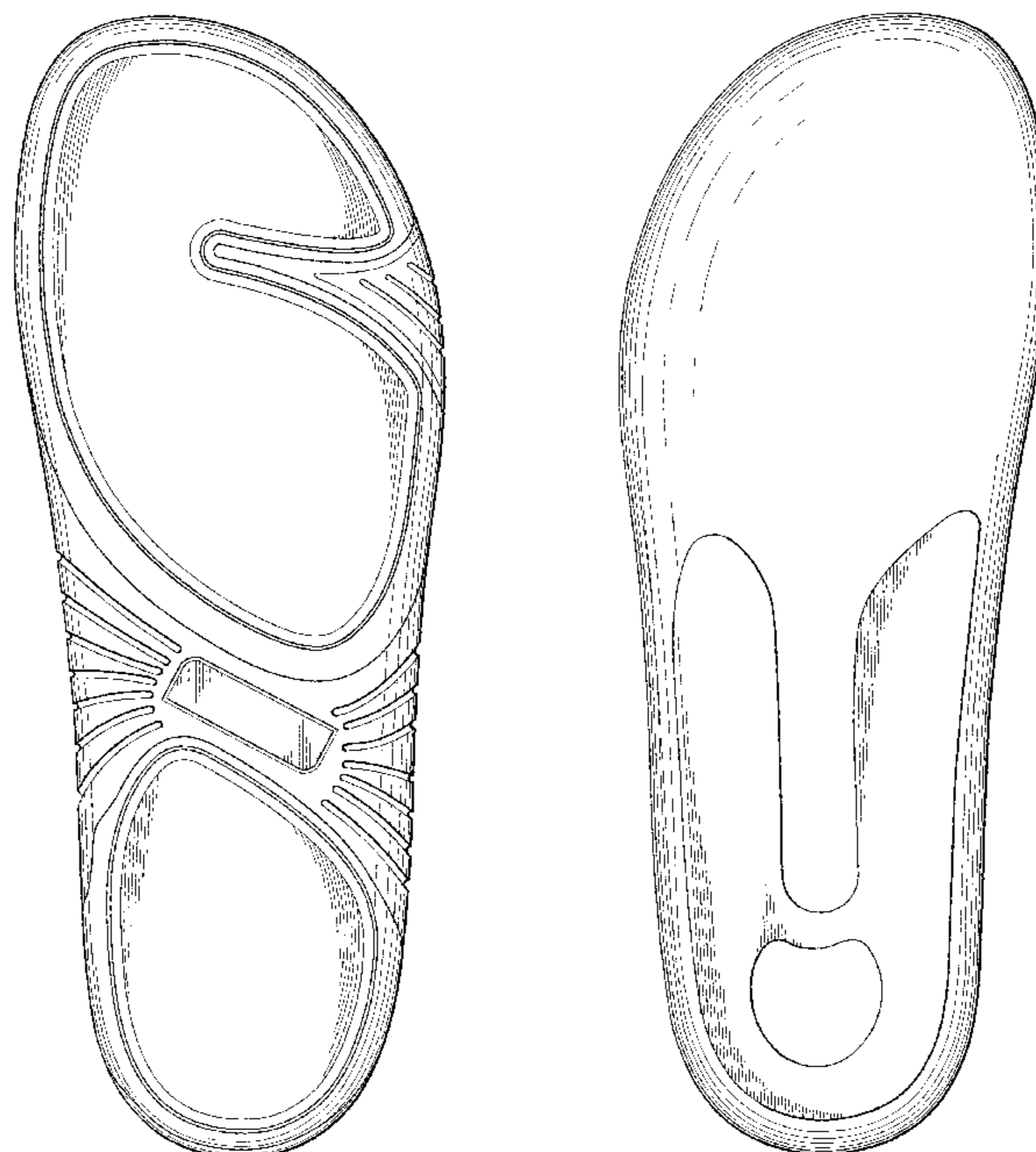
(57) **CLAIM**

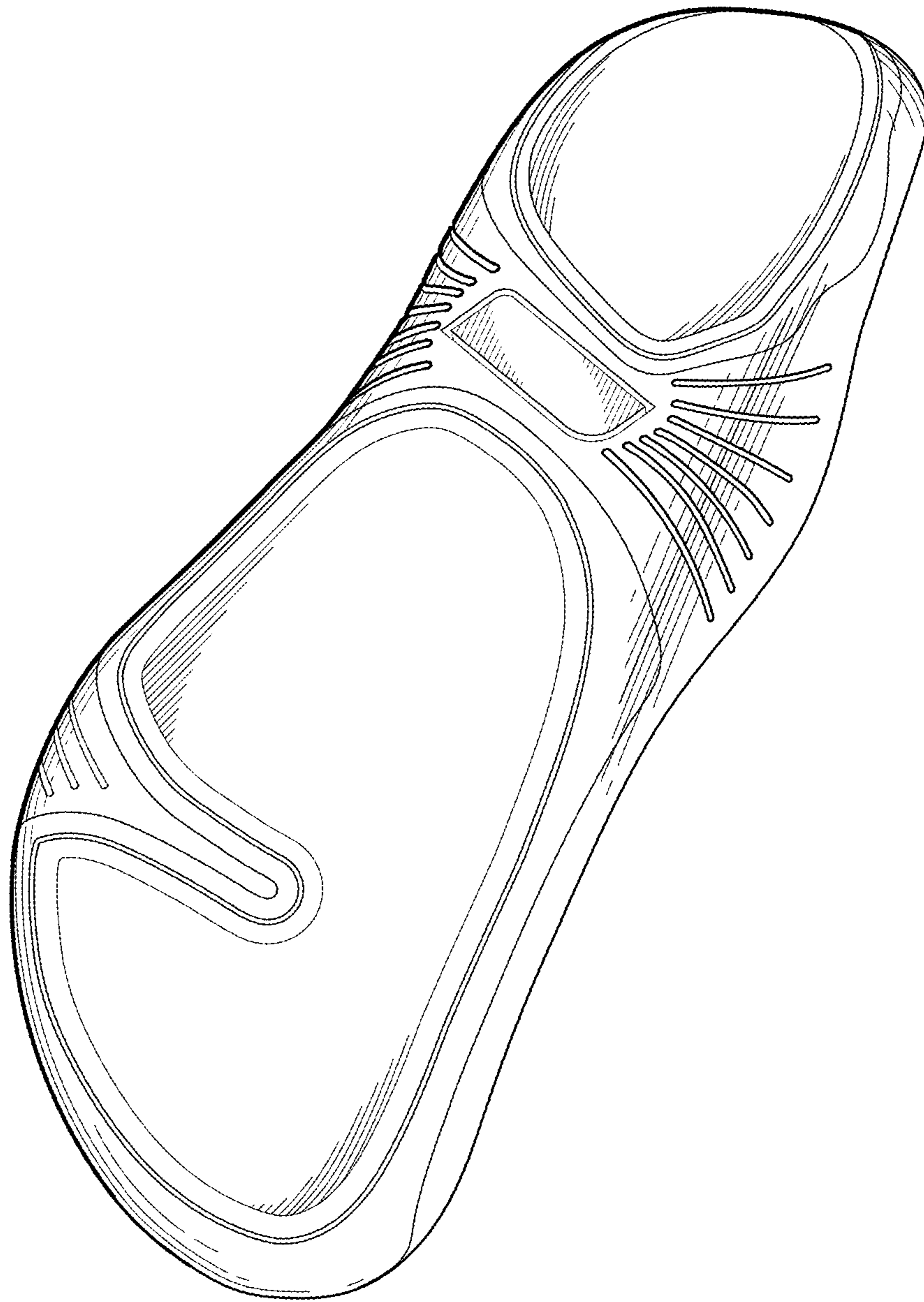
The ornamental design for a shoe outsole, as substantially  
shown and described.

**DESCRIPTION**

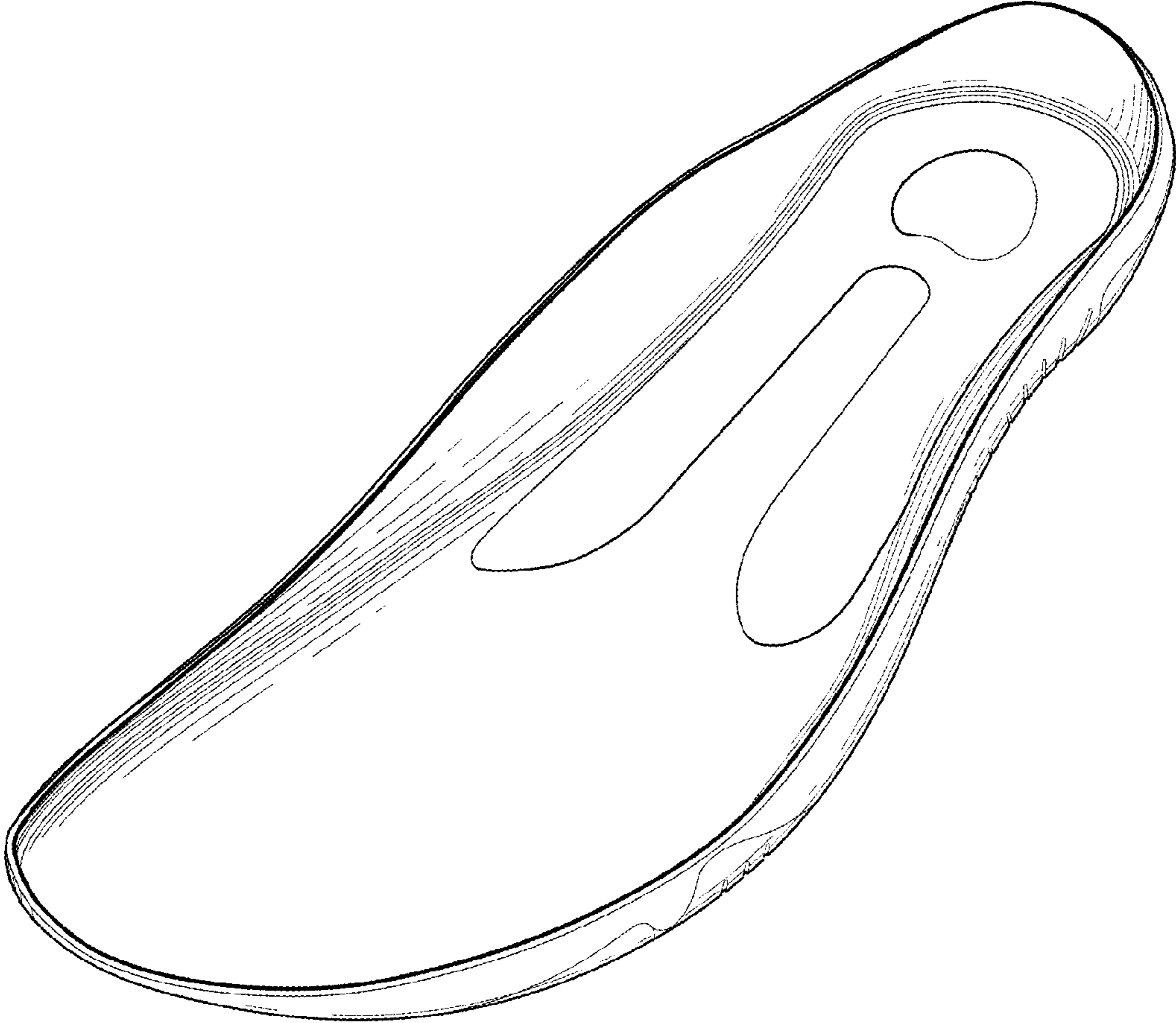
FIG. 1 is a bottom perspective view showing a shoe outsole.  
FIG. 2 is a top perspective view of the shoe outsole of FIG. 1.  
FIG. 3 is a bottom plan view of the shoe outsole of FIG. 1.  
FIG. 4 is a top plan view of the shoe outsole of FIG. 1.  
FIG. 5 is a left elevational view of the shoe outsole of FIG. 1.  
FIG. 6 is a right elevational view of the shoe outsole of FIG.  
1.  
FIG. 7 is a front elevational view of the shoe outsole of FIG.  
1.  
FIG. 8 is a rear elevational view of the shoe outsole of FIG. 1;  
and,  
FIG. 9 is a right elevational view of the shoe outsole of FIG.  
1 with a shoe upper.  
The broken lines shown in the drawings are for illustrative  
purposes only and form no part of the claimed design.

**1 Claim, 7 Drawing Sheets**

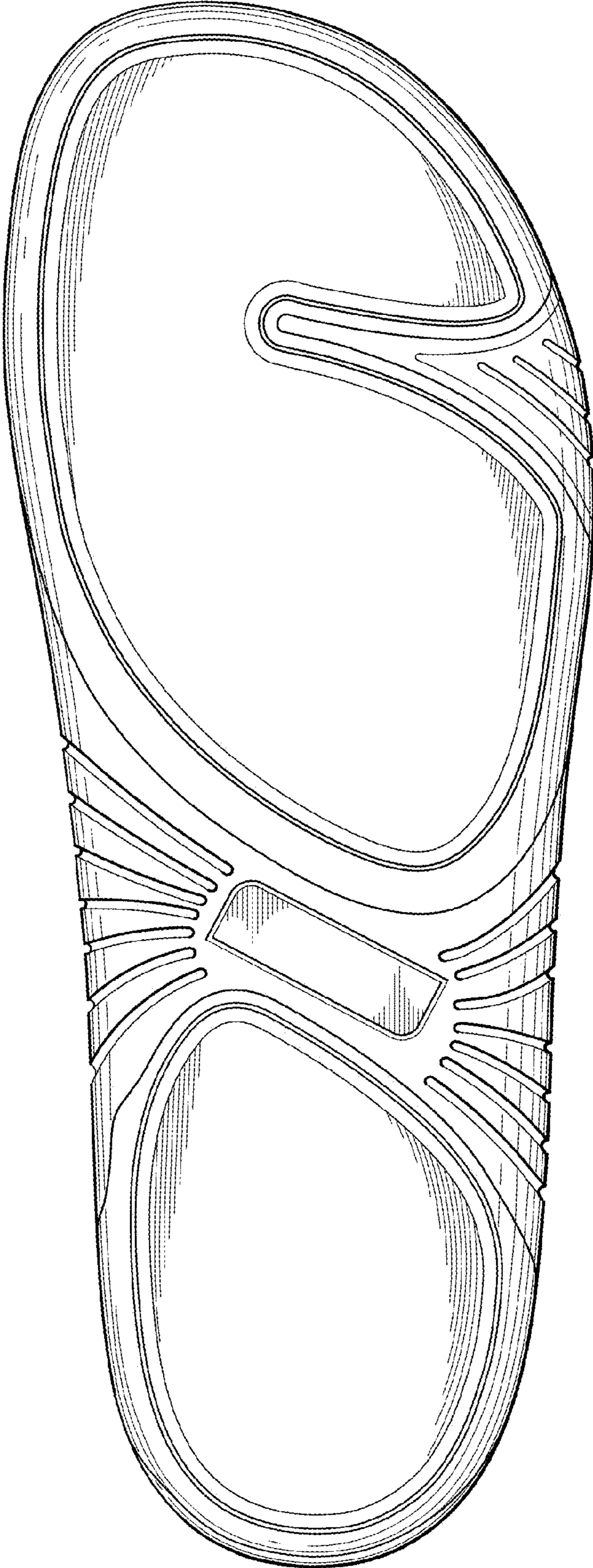




*Fig. 1.*

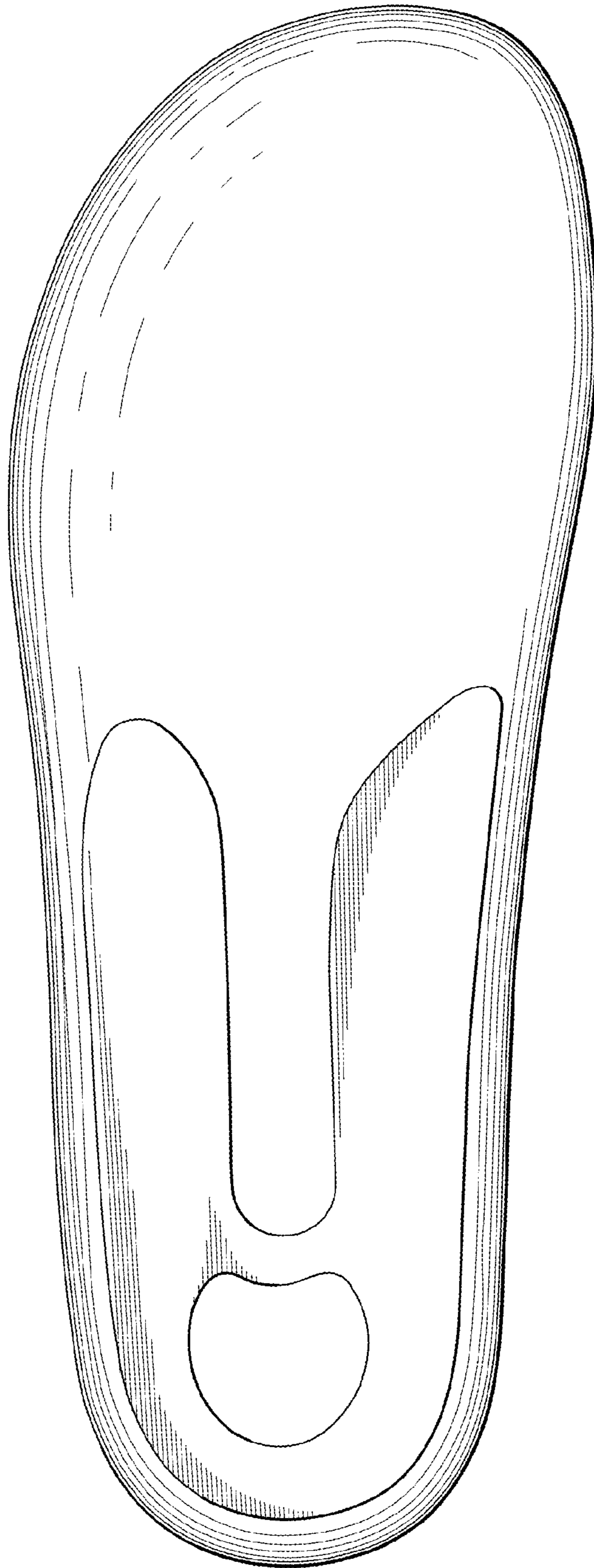


*Fig. 2.*

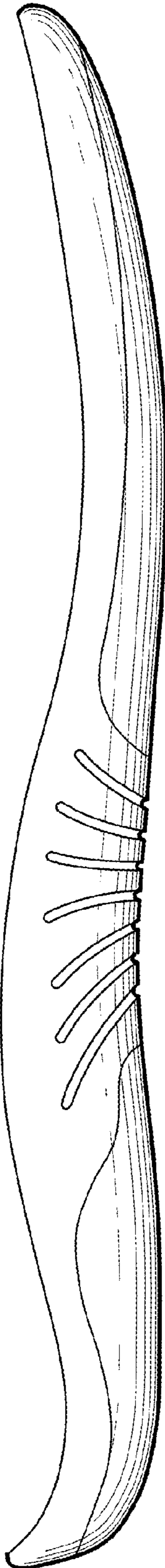


*Fig. 3.*

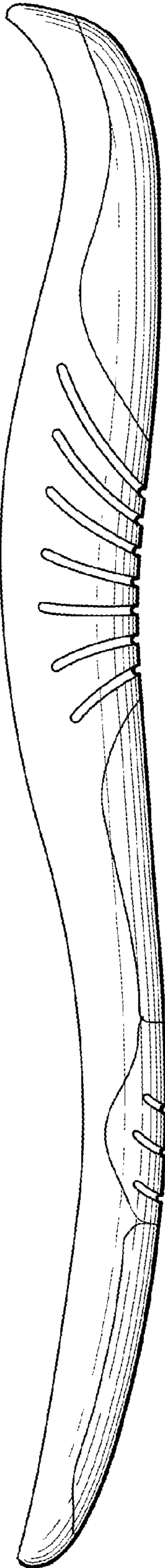
*Fig. 4.*

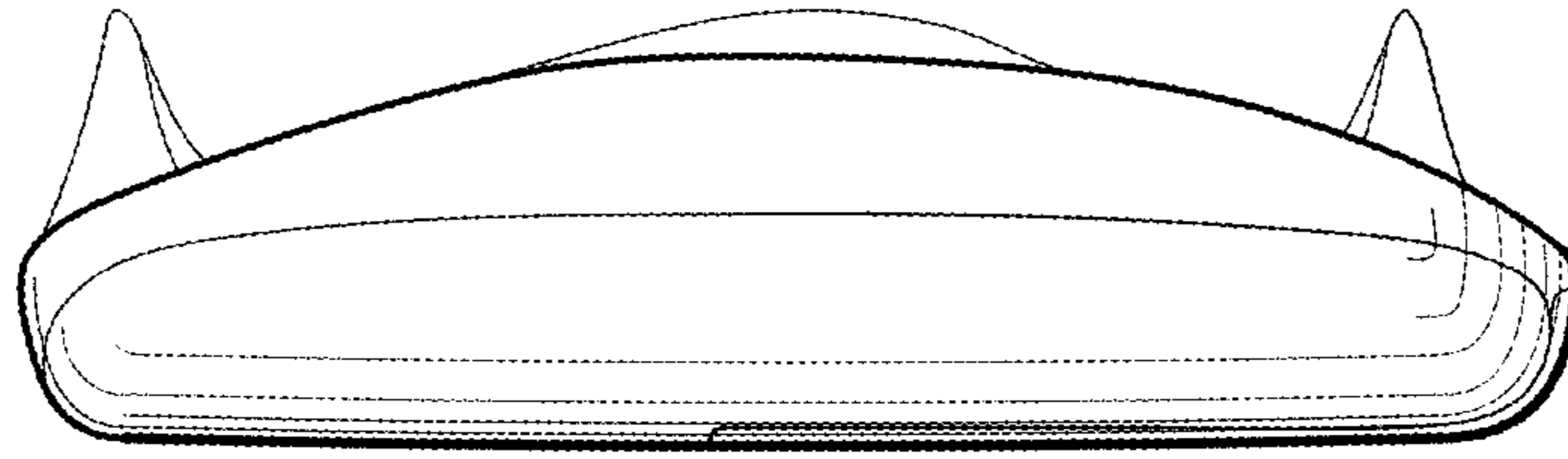


*Fig. 5.*

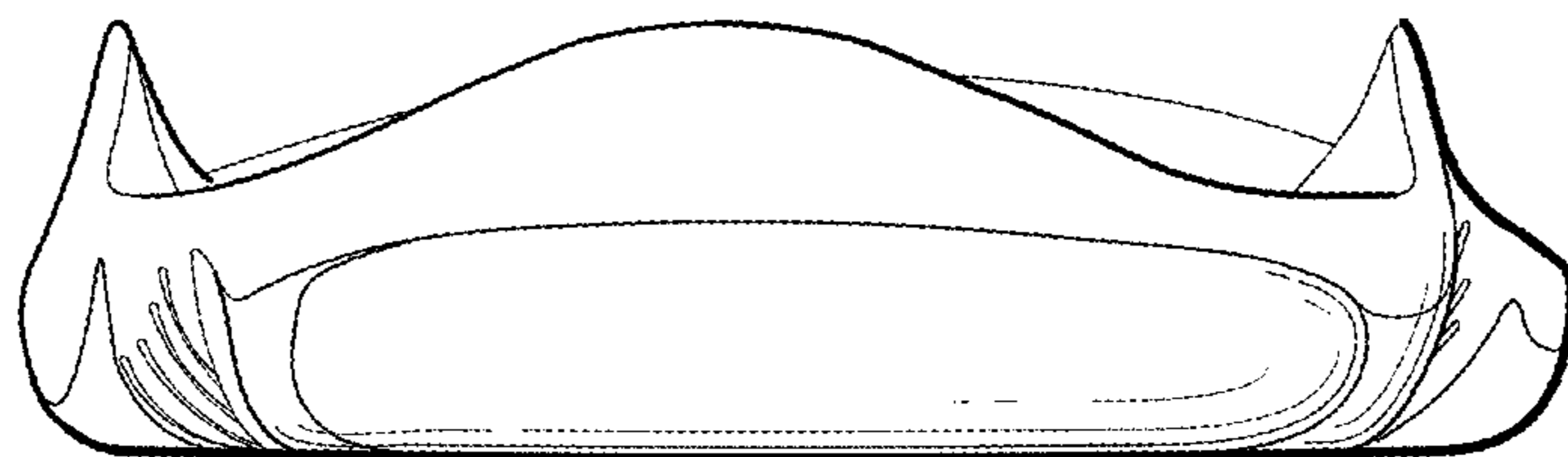


*Fig. 6.*





*Fig. 7.*



*Fig. 8.*



*Fig. 9.*