



US00D731099S

(12) **United States Design Patent**  
**Thole et al.**

(10) **Patent No.:** **US D731,099 S**  
(45) **Date of Patent:** **\*\* Jun. 2, 2015**

(54) **VEHICLE TAIL LAMP**

(56) **References Cited**

U.S. PATENT DOCUMENTS

(71) Applicant: **GM GLOBAL TECHNOLOGY OPERATIONS LLC**, Detroit, MI (US)

D552,769 S *	10/2007	Leclercq .....	D26/28
D553,269 S *	10/2007	Pfeiffer et al. ....	D26/28
D560,292 S *	1/2008	Sato .....	D26/28
D561,357 S *	2/2008	Leclercq .....	D26/28
D565,211 S *	3/2008	Haller et al. ....	D26/28
D574,524 S *	8/2008	Tomatsu .....	D26/28

(72) Inventors: **Louis D. Thole**, Gross Pointe Park, MI (US); **Scott P. Wassell**, Leonard, MI (US)

\* cited by examiner

*Primary Examiner* — Marcus Jackson

(73) Assignee: **GM GLOBAL TECHNOLOGY OPERATIONS LLC**, Detroit, MI (US)

(74) *Attorney, Agent, or Firm* — Parks Wood LLC; Mickki D. Murray

(\*\*) Term: **14 Years**

(57) **CLAIM**

The ornamental design for a vehicle tail lamp, as shown and described.

(21) Appl. No.: **29/476,578**

**DESCRIPTION**

(22) Filed: **Dec. 15, 2013**

(51) **LOC (10) Cl.** ..... **26-06**

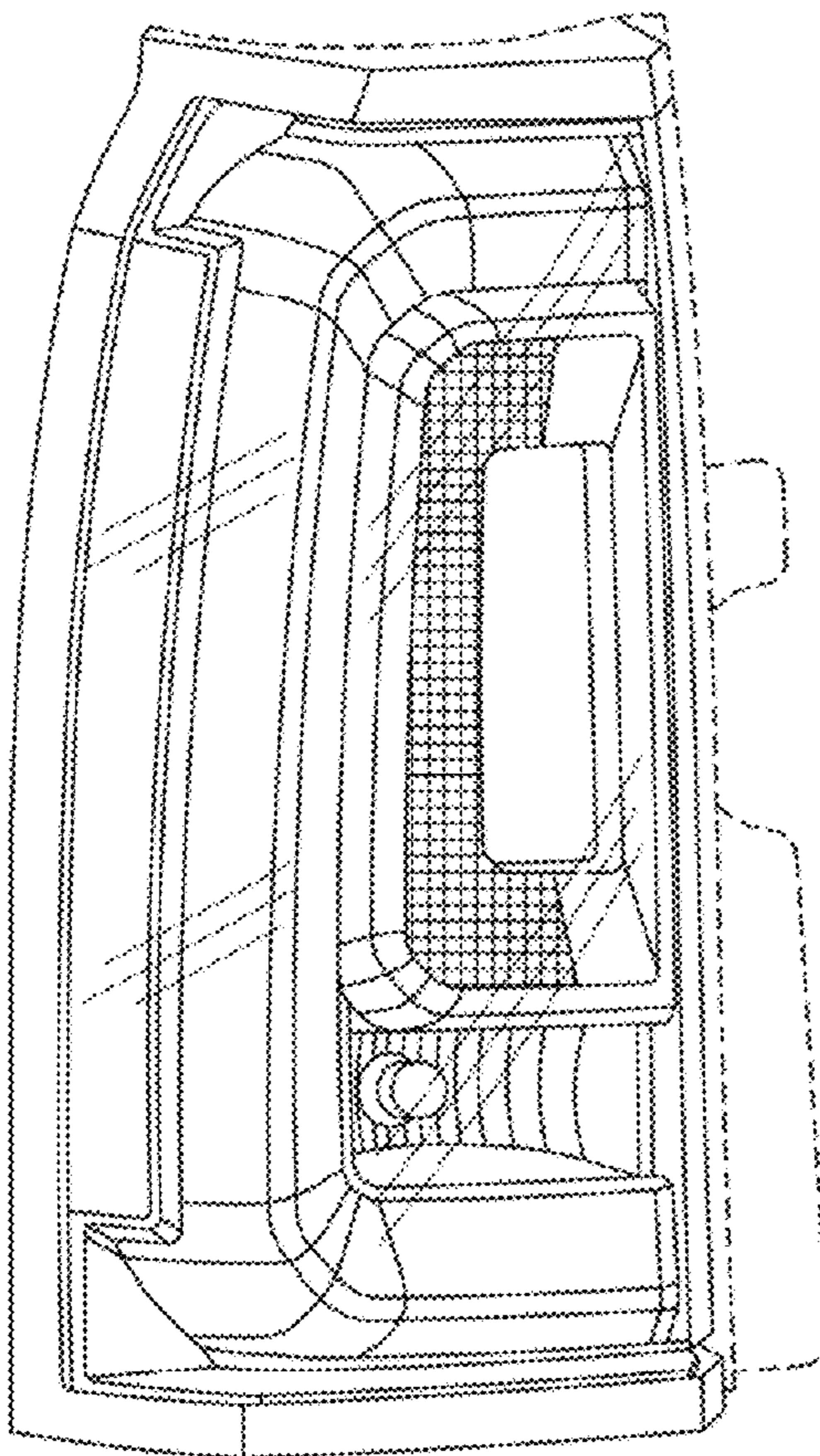
(52) **U.S. Cl.**  
USPC ..... **D26/28**

(58) **Field of Classification Search**  
USPC ..... D26/28-36; 362/459-468, 475-478, 362/485-487

FIG. 1 is perspective view of a vehicle tail lamp showing the new design;  
FIG. 2 is a front view, thereof;  
FIG. 3 is a side view, thereof; and,  
FIG. 4 is a top plan view, thereof.  
The broken line showing of the outer and rear portions of the vehicle tail light is included for the purpose of illustrating only and forms no part of the claimed design.

See application file for complete search history.

**1 Claim, 2 Drawing Sheets**



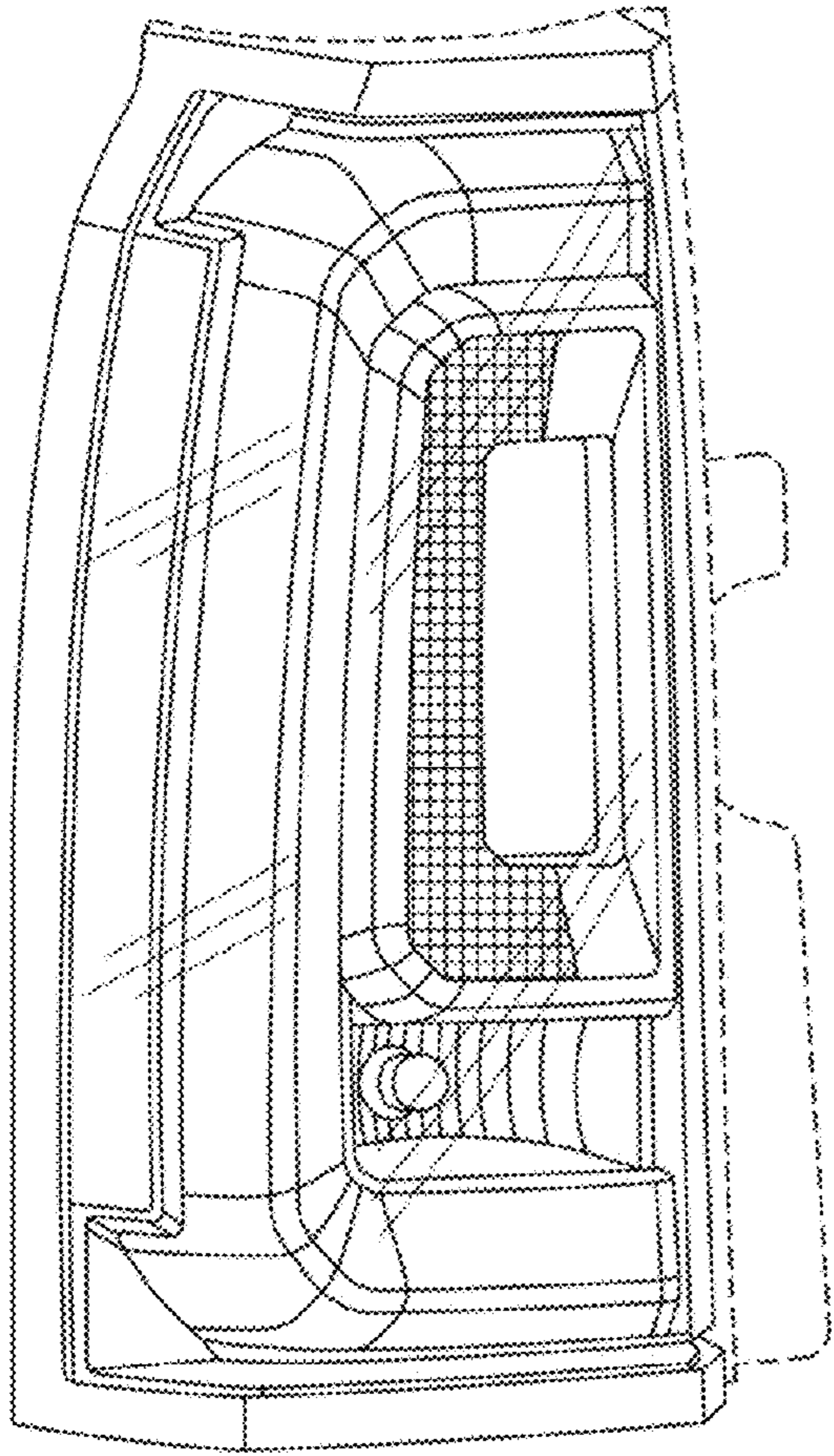


Fig-1

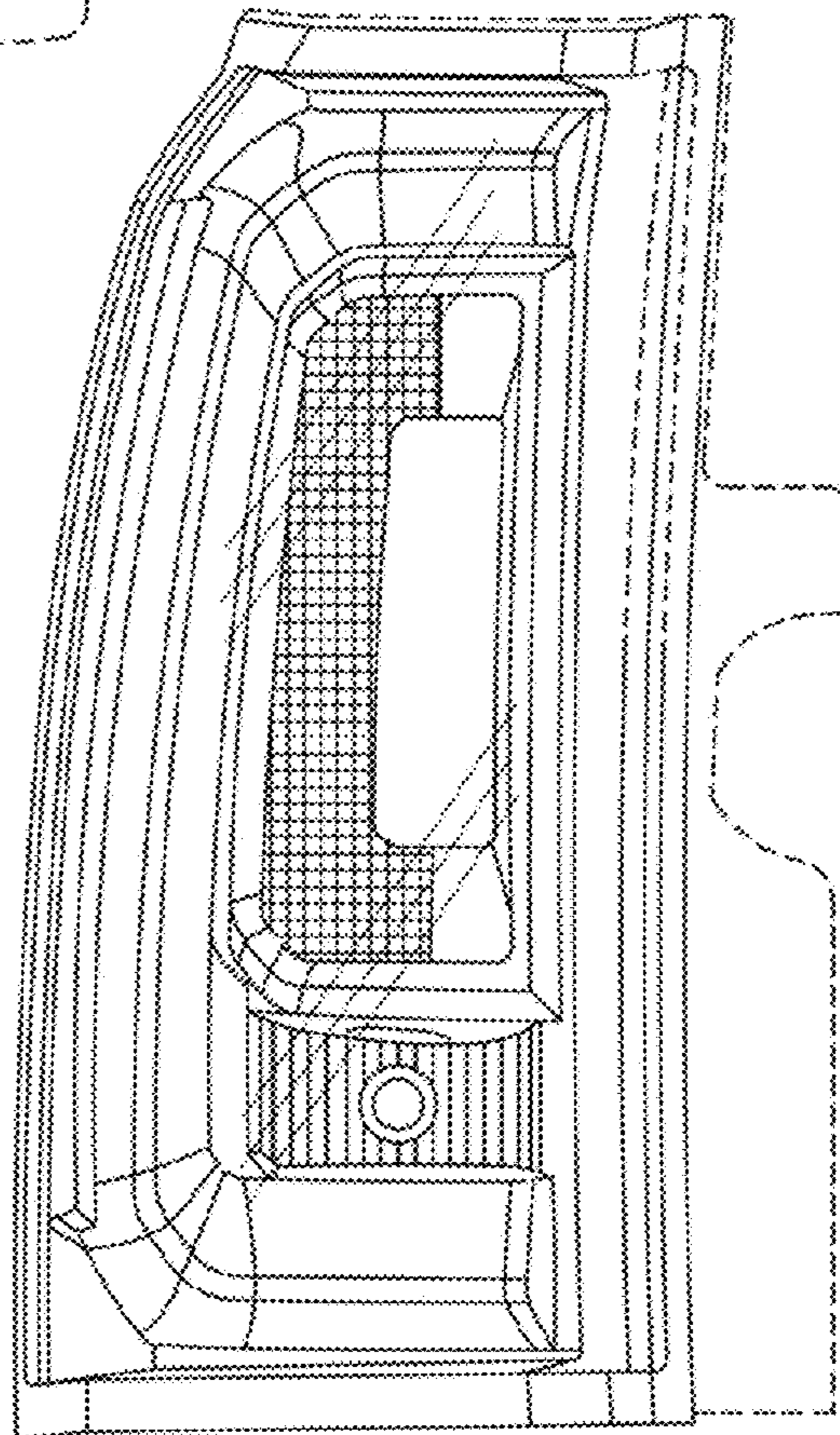


Fig-2



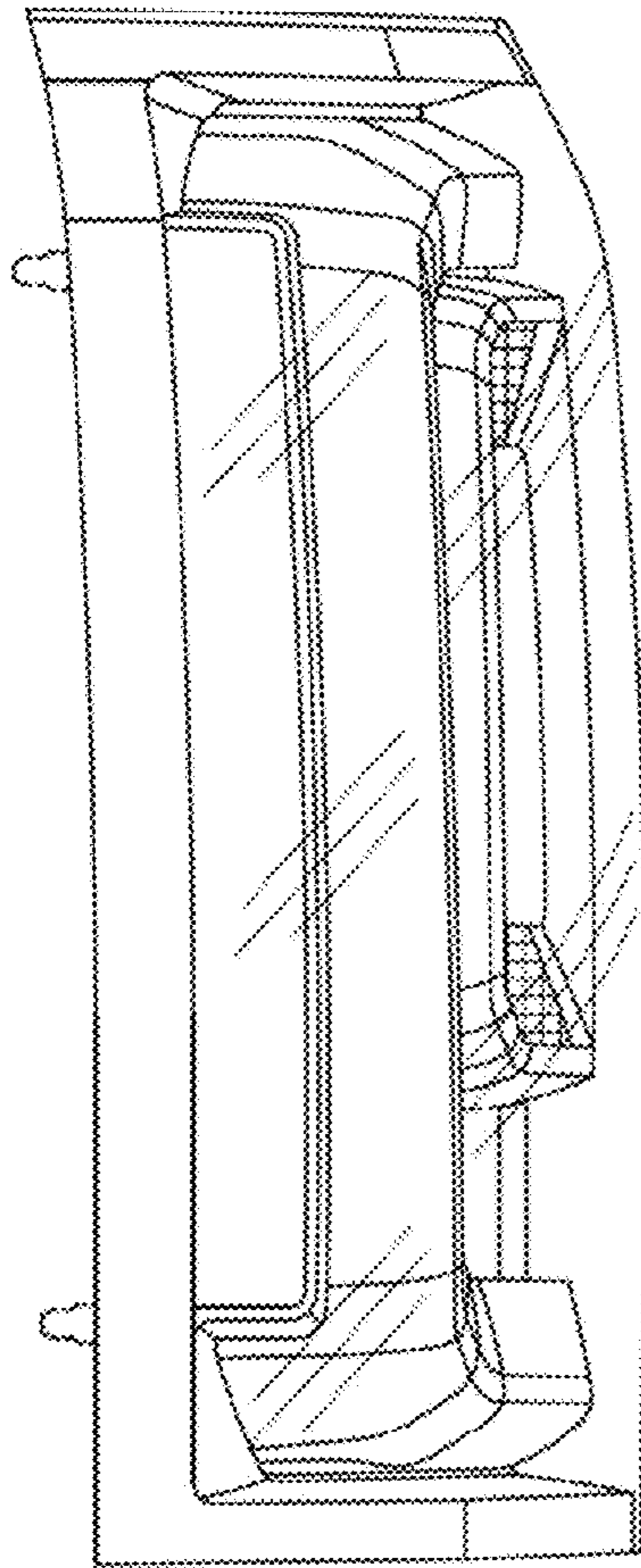


Fig-3

Fig-4

