



US00D731073S

(12) **United States Design Patent**
Lv et al.

(10) **Patent No.:** **US D731,073 S**
(45) **Date of Patent:** **** Jun. 2, 2015**

(54) **VIBRATOR**

(56) **References Cited**

(71) Applicant: **SHENZHEN FREE INTERACTIVE INC.**, Shenzhen, Guangdong (CN)

U.S. PATENT DOCUMENTS

(72) Inventors: **Xuegang Lv**, Shenzhen (CN); **Weidong Zhang**, Shenzhen (CN); **Lixin Tong**, Shenzhen (CN); **Bing Zhang**, Shenzhen (CN)

2,985,175 A *	5/1961	Rich	131/349
3,375,381 A *	3/1968	Tavel	310/81
D234,724 S *	4/1975	Tavel	D24/214
D237,807 S *	11/1975	Russell et al.	D27/188
D273,132 S *	3/1984	Moloff	D24/214
D426,311 S *	6/2000	Horowitz et al.	D24/215
D454,959 S *	3/2002	Harris et al.	D24/215
D485,910 S *	1/2004	Chan	D24/215
D503,358 S *	3/2005	Lee	D11/149
D602,153 S *	10/2009	Osterberg	D24/105
D624,693 S *	9/2010	Mercado	D27/101
D636,888 S *	4/2011	Nikitezuk et al.	D24/215
D648,862 S *	11/2011	Yen	D24/215
D685,105 S *	6/2013	Marshall	D24/215
D688,382 S *	8/2013	Marshall	D24/215
D693,933 S *	11/2013	Tai	D24/215
D694,417 S *	11/2013	Tai	D24/215

(73) Assignee: **SHENZHEN FREE INTERACTIVE INC.**, Shenzhen (CN)

(**) Term: **14 Years**

* cited by examiner

(21) Appl. No.: **29/499,734**

Primary Examiner — Sandra Snapp

(22) Filed: **Aug. 19, 2014**

(30) **Foreign Application Priority Data**

(57) **CLAIM**

The ornamental design for a vibrator, as shown and described.

Mar. 12, 2014 (CN) 2014 3 0048796

DESCRIPTION

(51) **LOC (10) Cl.** **28-03**

The patent or application file contains at least one drawing executed in color. Copies of this patent or patent application publication with color drawing(s) will be provided by the Office upon request and payment of the necessary fee.

(52) **U.S. Cl.**

USPC **D24/215**

(58) **Field of Classification Search**

USPC D24/211–215; 601/114, 120, 121, 124, 601/125, 130, 131, 134, 135, 136, 137; D28/91.2

FIG. 1 is a front elevational view of a Vibrator showing our new design;

FIG. 2 is a rear elevational view thereof;

FIG. 3 is a left side view thereof;

FIG. 4 is a right side view thereof;

FIG. 5 is a top plan view thereof;


FIG. 6 is a bottom plan view thereof; and,

FIG. 7 is a perspective view thereof.

CPC A61H 19/00; A61H 19/30; A61H 19/32; A61H 19/34; A61H 19/40; A61H 19/44; A61H 19/50

1 Claim, 6 Drawing Sheets
(6 of 6 Drawing Sheet(s) Filed in Color)

See application file for complete search history.






Fig. 1




Fig. 2




Fig. 3




Fig. 4




Fig. 5




Fig. 6




Fig. 7