



US00D731069S

(12) **United States Design Patent**  
**Bialek**

(10) **Patent No.:** **US D731,069 S**  
(45) **Date of Patent:** **\*\* Jun. 2, 2015**

(54) **ONE-PIECE HUGGING DEVICE FOR DEEP PRESSURE AND COMPRESSION AROUND A CHILD'S UPPER BODY**

(71) Applicant: **Wendy Bialek**, Algonquin, IL (US)

(72) Inventor: **Wendy Bialek**, Algonquin, IL (US)

(\*\*) Term: **14 Years**

(21) Appl. No.: **29/482,750**

(22) Filed: **Feb. 21, 2014**

(51) **LOC (10) Cl.** ..... **24-04**

(52) **U.S. Cl.**  
USPC ..... **D24/190**

(58) **Field of Classification Search**  
USPC ..... D24/190, 192, 206; 224/222; 128/876;  
5/485, 494  
CPC ..... A41B 13/06; A47D 15/008; A61F 5/028;  
A61F 13/085; A61F 13/066; A61F 13/102;  
A61F 13/062; A61H 9/0078; A61H 2209/00  
See application file for complete search history.

(56) **References Cited**

**U.S. PATENT DOCUMENTS**

D239,981 S *	5/1976	Arluck et al. ....	D24/190
D242,955 S *	1/1977	Arluck .....	D24/190
5,233,714 A *	8/1993	De Bell Daniel .....	5/655
D571,923 S *	6/2008	Roberts .....	D24/192
D626,241 S *	10/2010	Sagnip et al. ....	D24/190
D628,300 S *	11/2010	Caden .....	D24/190
8,011,037 B1 *	9/2011	Earnest .....	5/494
D681,840 S *	5/2013	Chen .....	D24/206
D690,426 S *	9/2013	Houston et al. ....	D24/190

D696,784 S *	12/2013	Ibrahim et al. ....	D24/192
D713,536 S *	9/2014	Fareed .....	D24/192
2004/0132380 A1 *	7/2004	Kihara .....	450/154
2006/0144883 A1 *	7/2006	Kouloulis .....	224/222
2009/0025735 A1 *	1/2009	Lavigne .....	128/876
2014/0316314 A1 *	10/2014	Schubert .....	601/149

\* cited by examiner

*Primary Examiner* — George D Kirschbaum

*Assistant Examiner* — Jennifer Watkins

(74) *Attorney, Agent, or Firm* — Oakwood Law Group, LLP

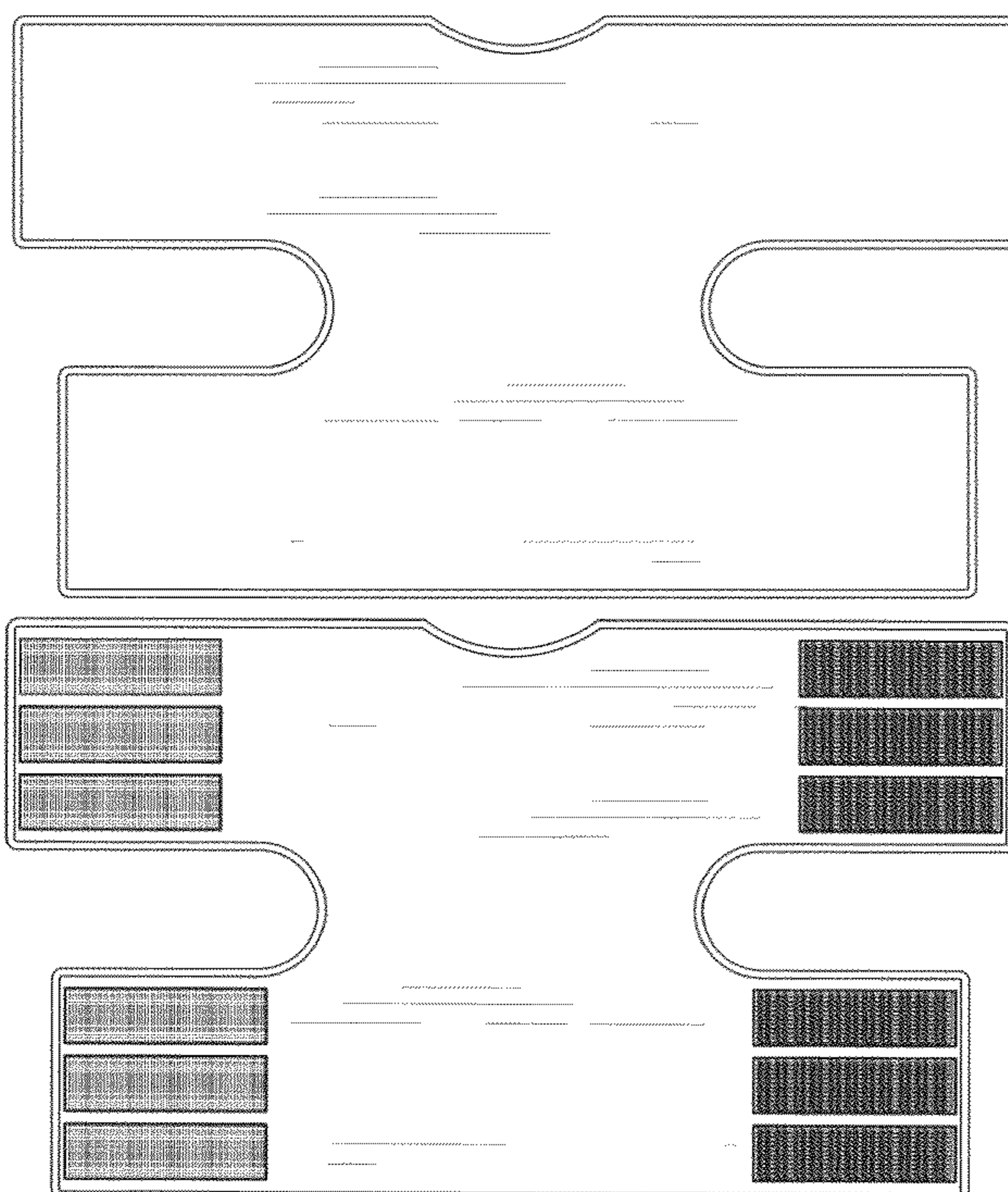
(57) **CLAIM**

The ornamental design for a one-piece hugging device for deep pressure and compression around a child's upper body, as shown and described.

**DESCRIPTION**

FIG. 1 shows a front side view of a one-piece hugging device for deep pressure and compression around a child's upper body;  
FIG. 2 shows a left side view thereof;  
FIG. 3 shows a right side view thereof;  
FIG. 4 shows a back side view thereof;  
FIG. 5 shows an upper side view thereof;  
FIG. 6 shows a bottom side view thereof;  
FIG. 7 shows a perspective back side view thereof;  
FIG. 8 shows a perspective back side view thereof on a child; and,  
FIG. 9 shows a perspective front side view thereof on a child. The broken lines in FIG. 8 and FIG. 9 are included for the purpose of illustrating environment which forms no part of the claimed design.

**1 Claim, 9 Drawing Sheets**



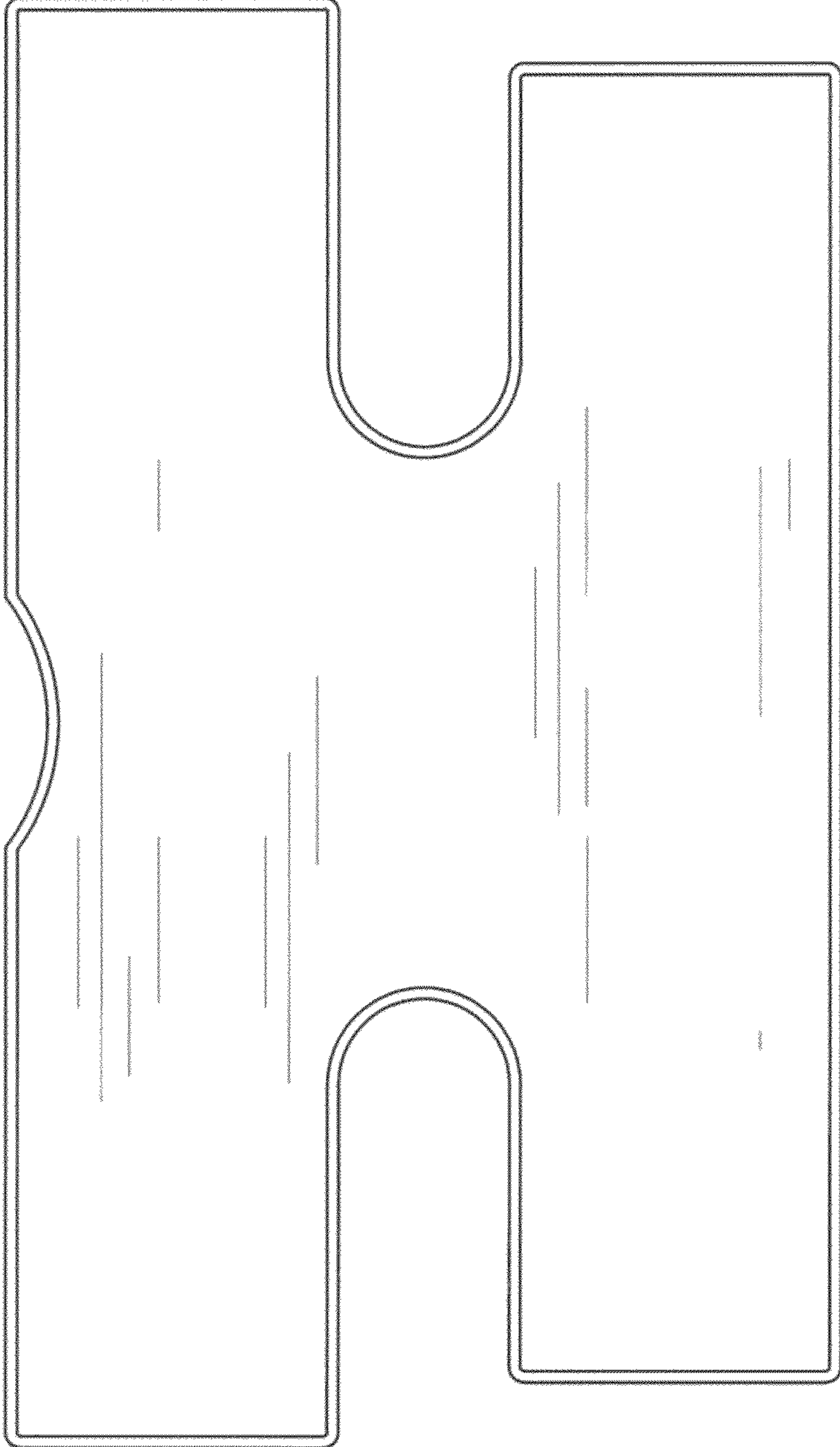


FIG. 1

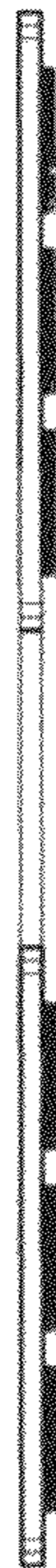
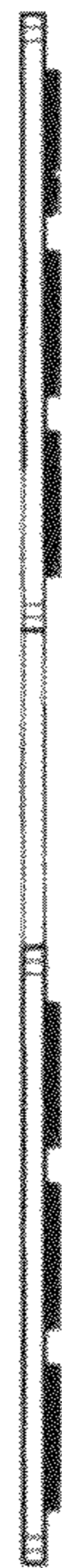


FIG. 2



*FIG. 3*

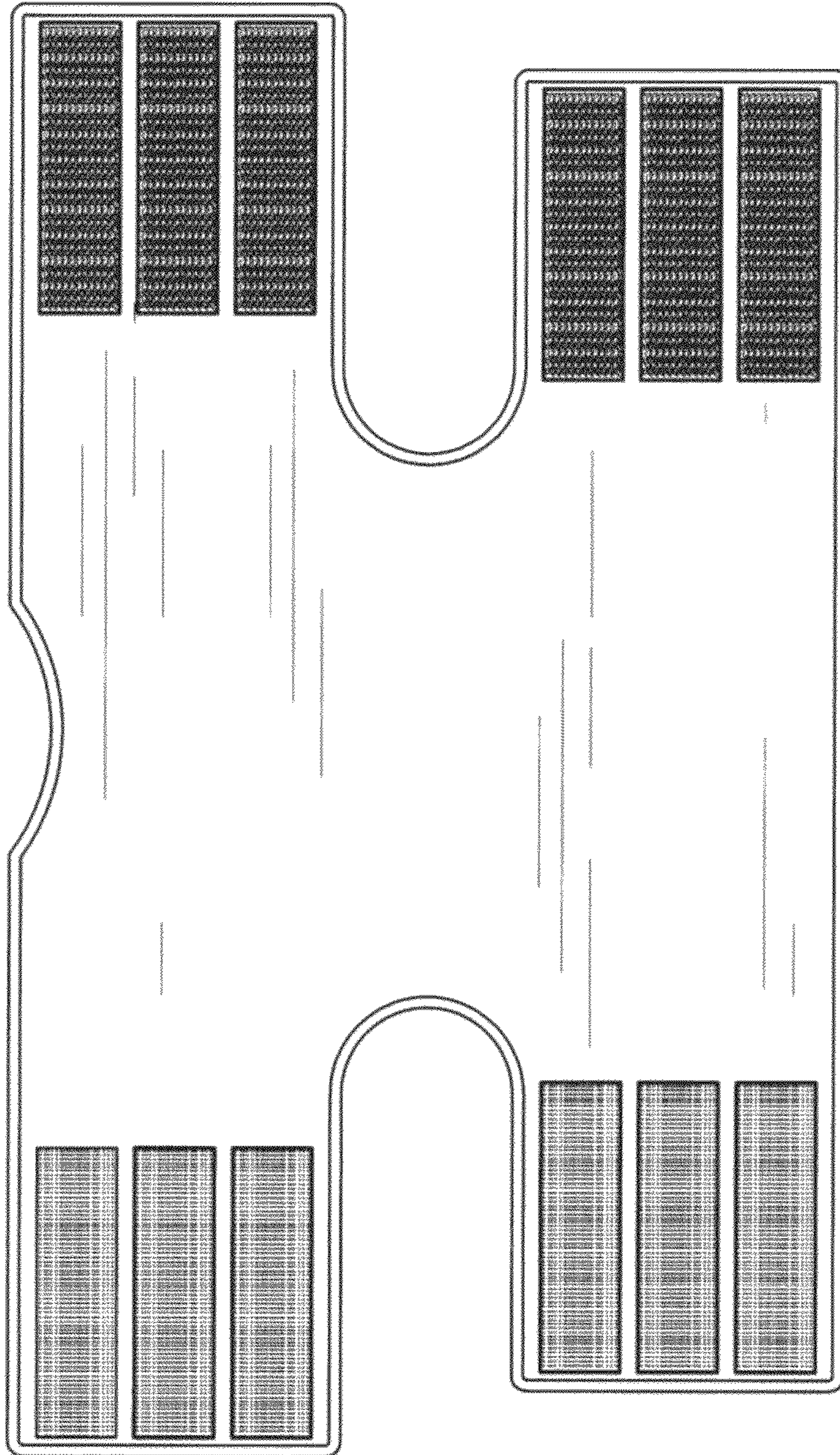


FIG. 4



FIG. 5



FIG. 6

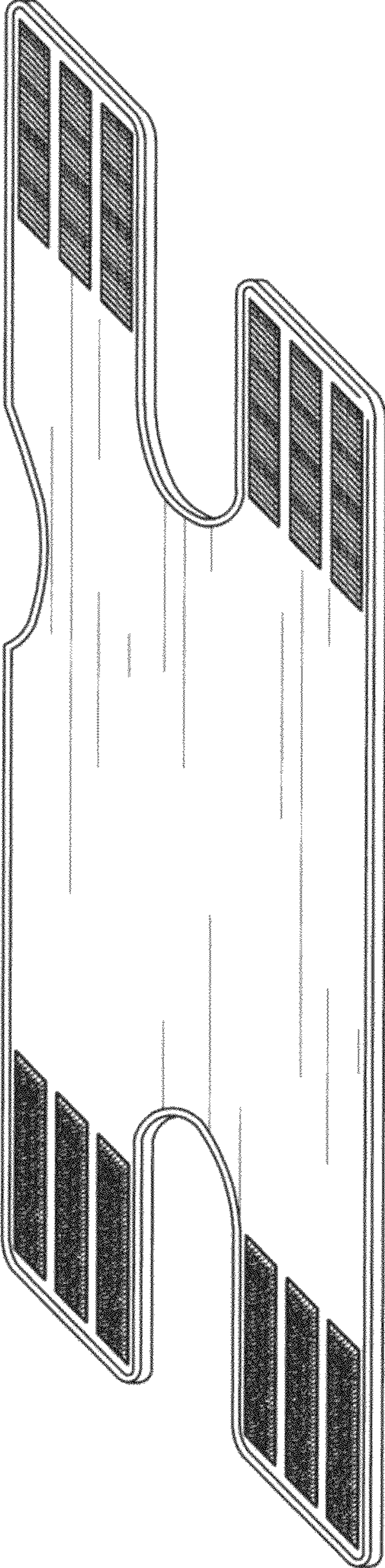


FIG. 7



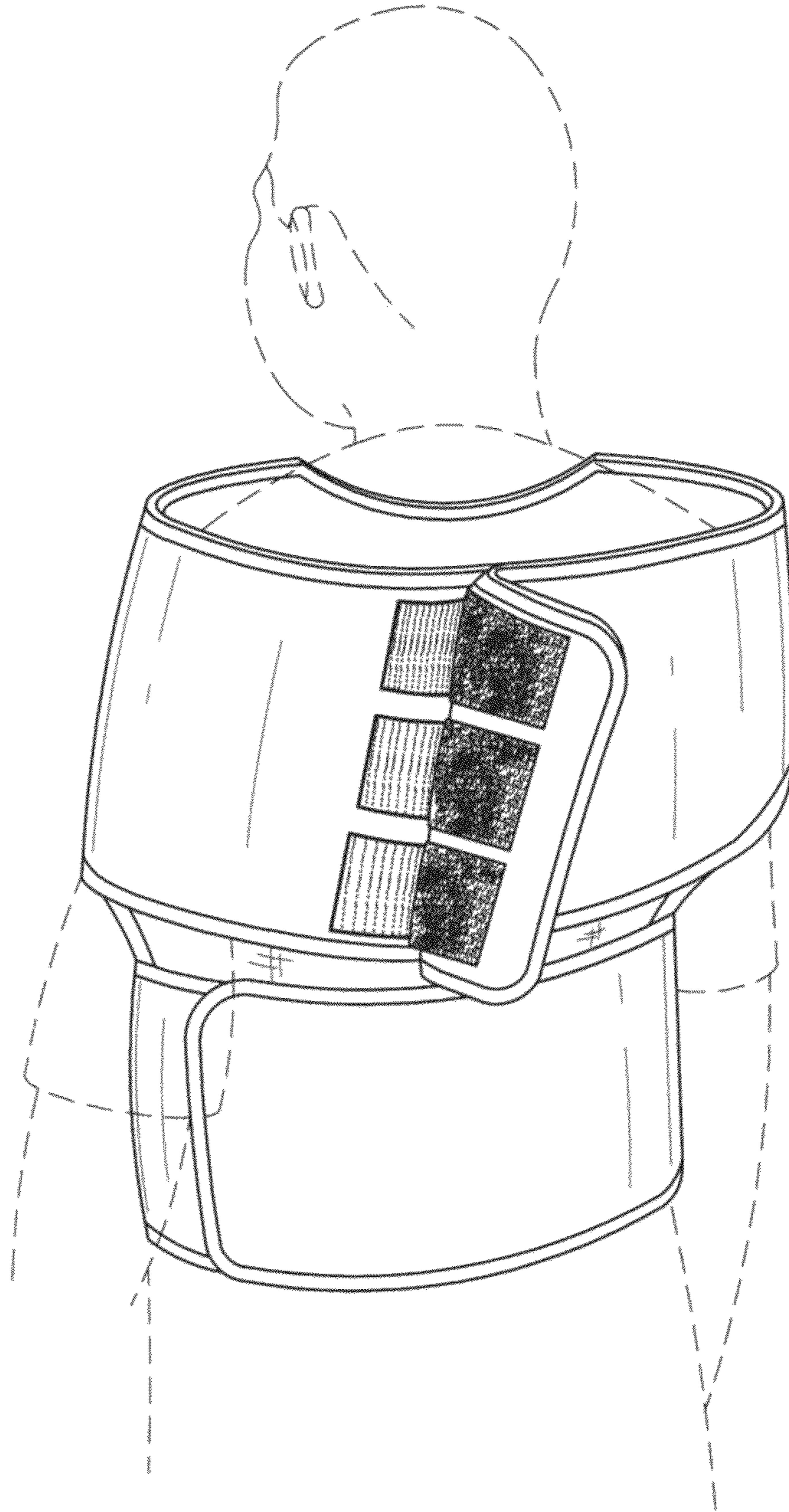


FIG. 8

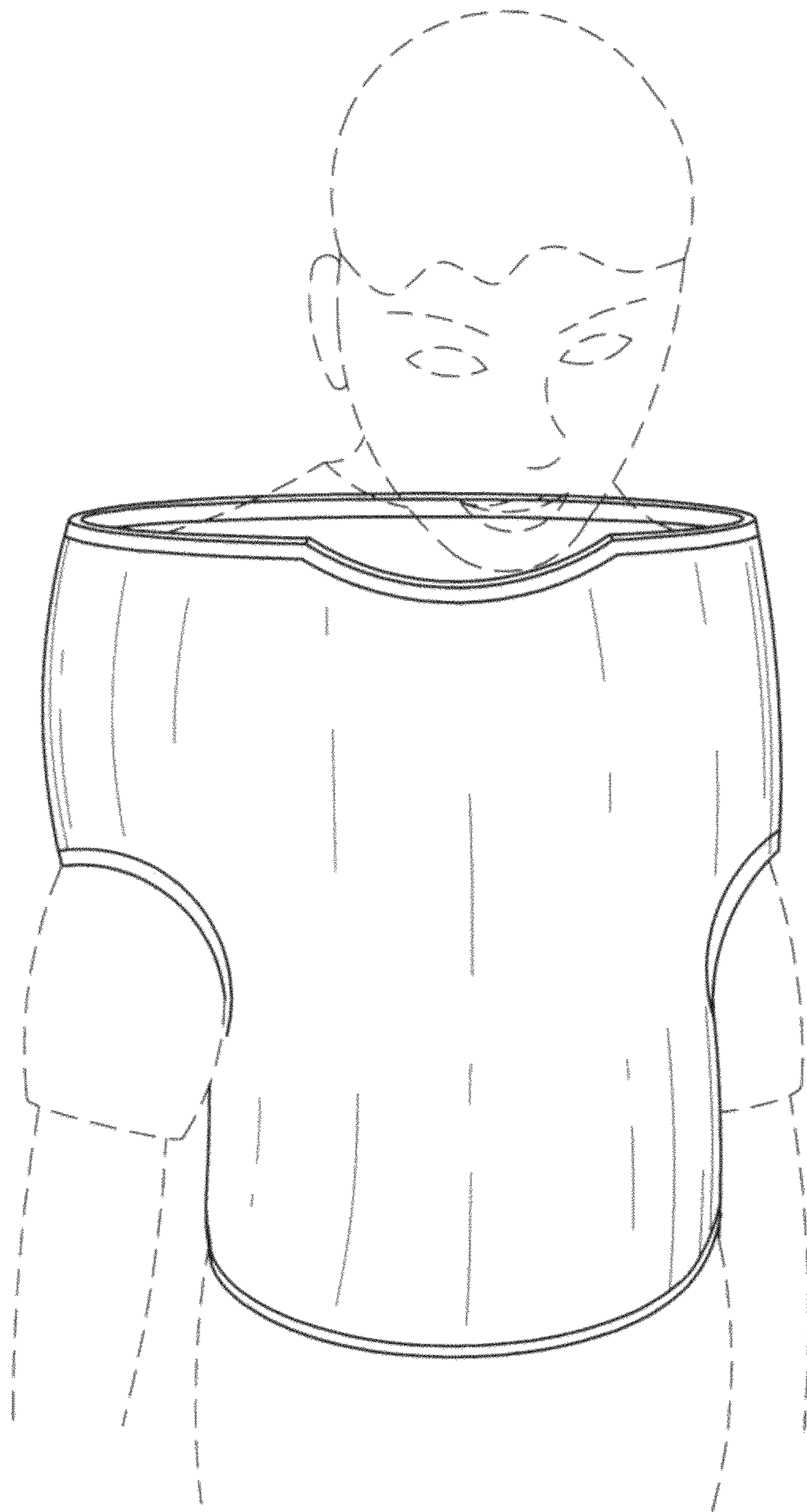


FIG. 9