

US00D731066S

(12) **United States Design Patent**
Gray et al.

(10) **Patent No.:** **US D731,066 S**
(45) **Date of Patent:** **** Jun. 2, 2015**

(54) **THERAPEUTIC APHERESIS SYSTEM**

(71) Applicant: **Parker-Hannifin Corporation,**
Cleveland, OH (US)

(72) Inventors: **Paul Gray,** Dunstable (GB); **Michael**
Collinson, Camarillo, CA (US)

(73) Assignee: **PARKER-HANNIFIN**
CORPORATION, Cleveland, OH (US)

(**) Term: **14 Years**

(21) Appl. No.: **29/483,525**

(22) Filed: **Feb. 28, 2014**

(51) **LOC (10) Cl.** **24-01**

(52) **U.S. Cl.**
USPC **D24/169**

(58) **Field of Classification Search**
USPC D24/169, 186, 107, 108, 111, 216, 219,
D24/232; 604/27, 29, 131, 132, 140, 141,
604/146, 6.01–6.05, 6.11, 6.13–6.16, 151
See application file for complete search history.

(56) **References Cited**

U.S. PATENT DOCUMENTS

5,112,298 A * 5/1992 Prince et al. 604/6.04
D341,890 S * 11/1993 Sievert et al. D24/169

D344,339 S * 2/1994 Yoshikawa et al. D24/169
D446,860 S * 8/2001 Meziere et al. D24/169
D446,861 S * 8/2001 Meziere et al. D24/169
D540,948 S * 4/2007 Meziere et al. D24/169
D550,373 S * 9/2007 Meziere D24/216
D616,980 S * 6/2010 MacDonald et al. D24/111
D619,241 S * 7/2010 Olsson D24/169
D633,619 S * 3/2011 Collins et al. D24/169
D646,392 S * 10/2011 Collins et al. D24/169
D694,396 S * 11/2013 Belt et al. D24/108

* cited by examiner

Primary Examiner — Anhdao Doan

(74) *Attorney, Agent, or Firm* — Renner, Otto, Boisselle &
Sklar, LLP.

(57) **CLAIM**

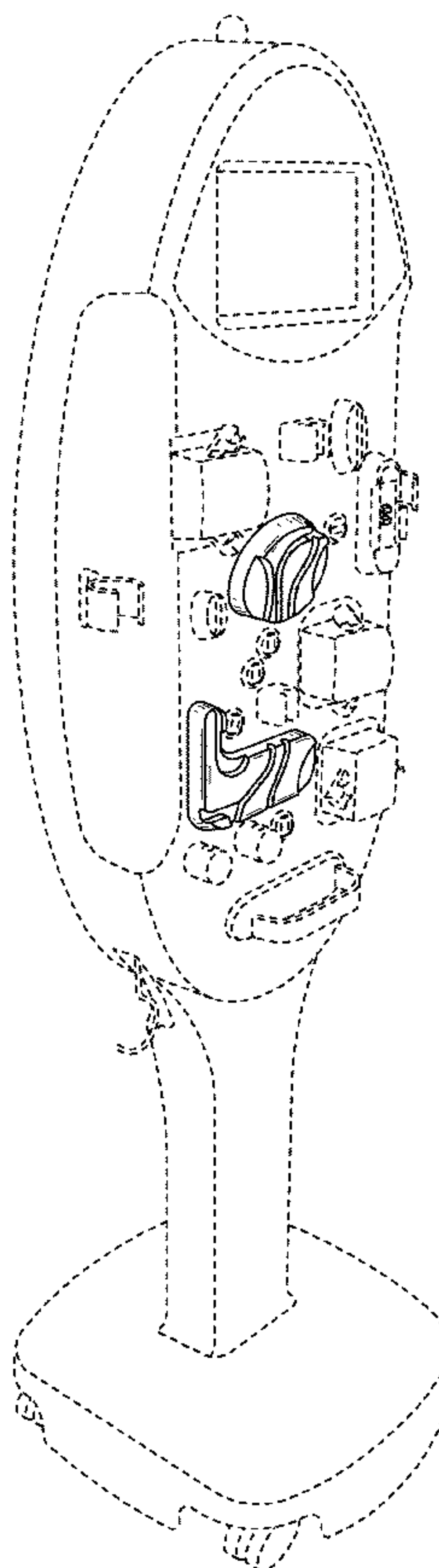
The ornamental design for a therapeutic apheresis system, as
shown and described.

DESCRIPTION

FIG. 1 is a perspective view of a therapeutic apheresis system;
FIG. 2 is a front view thereof;
FIG. 3 is a back view thereof;
FIG. 4 is a left side view thereof;
FIG. 5 is a right side view thereof;
FIG. 6 is a top view thereof; and,
FIG. 7 is a bottom view thereof.

The broken lines shown herein are for illustrative purposes
only and form no part of the claimed design.

1 Claim, 6 Drawing Sheets



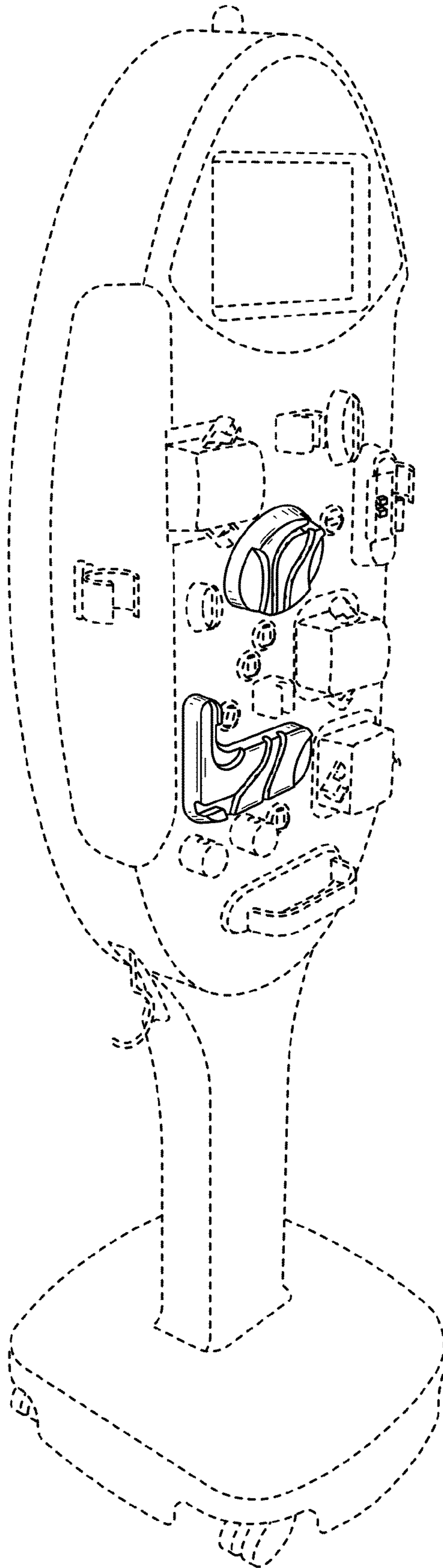


FIG. 1

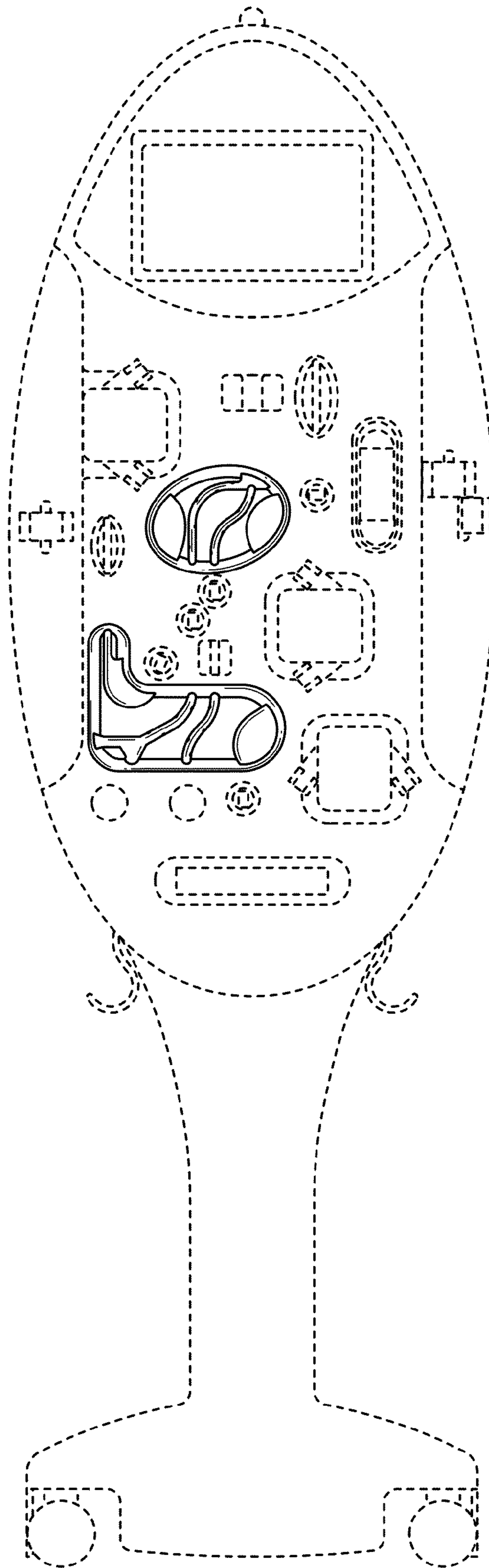


FIG. 2

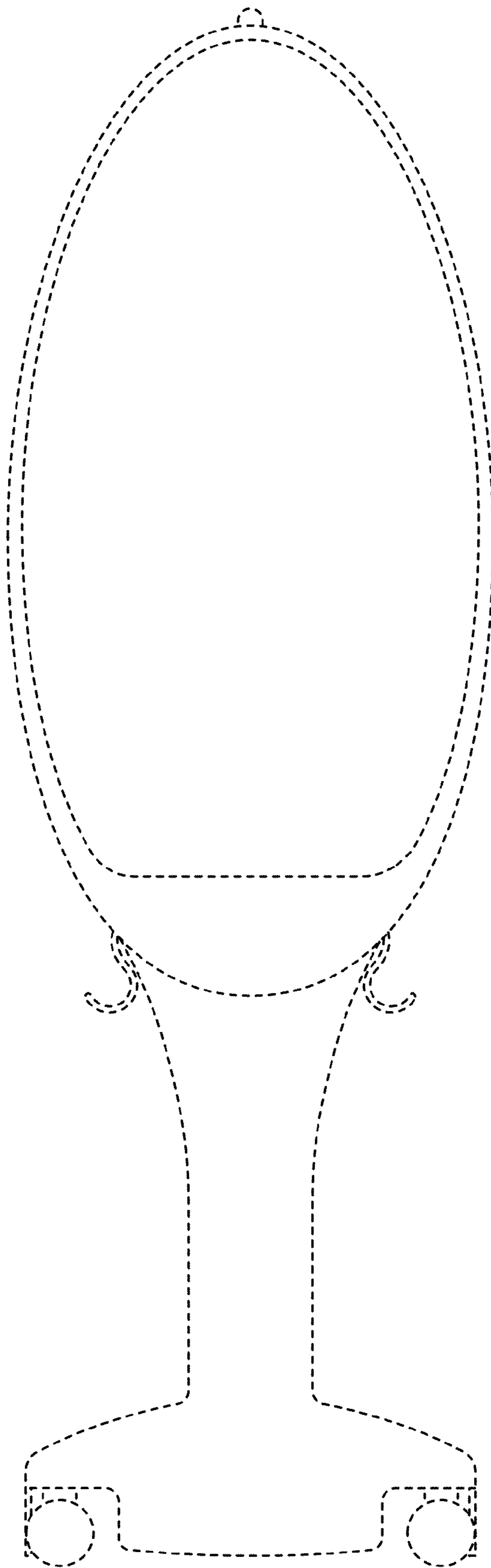


FIG. 3

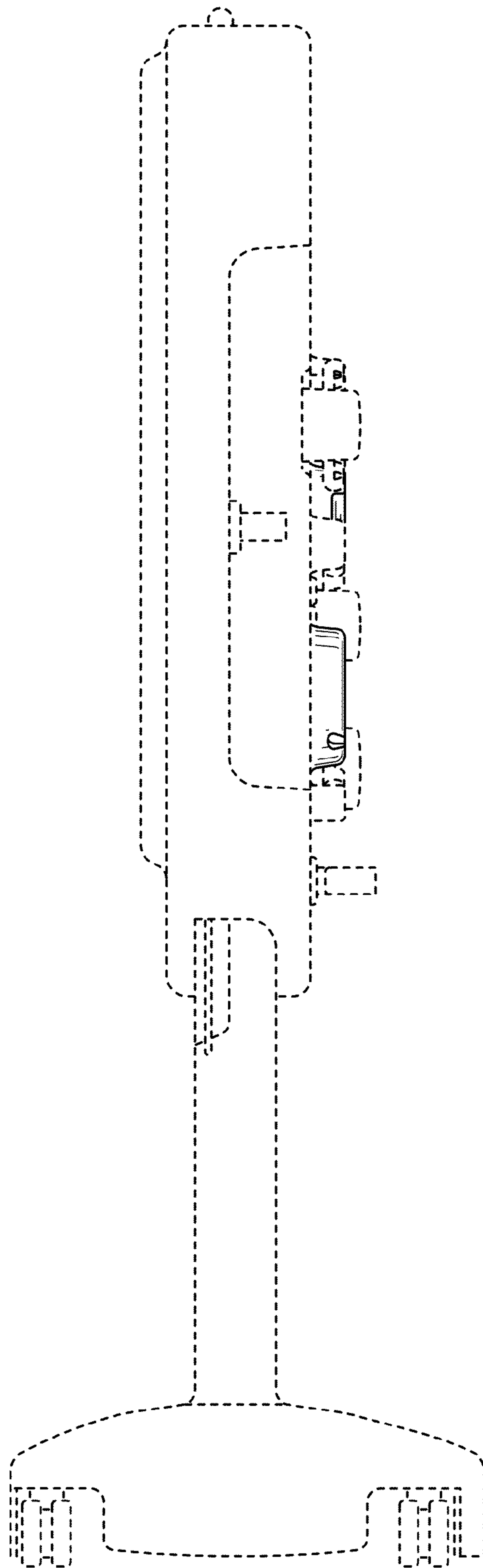


FIG. 4

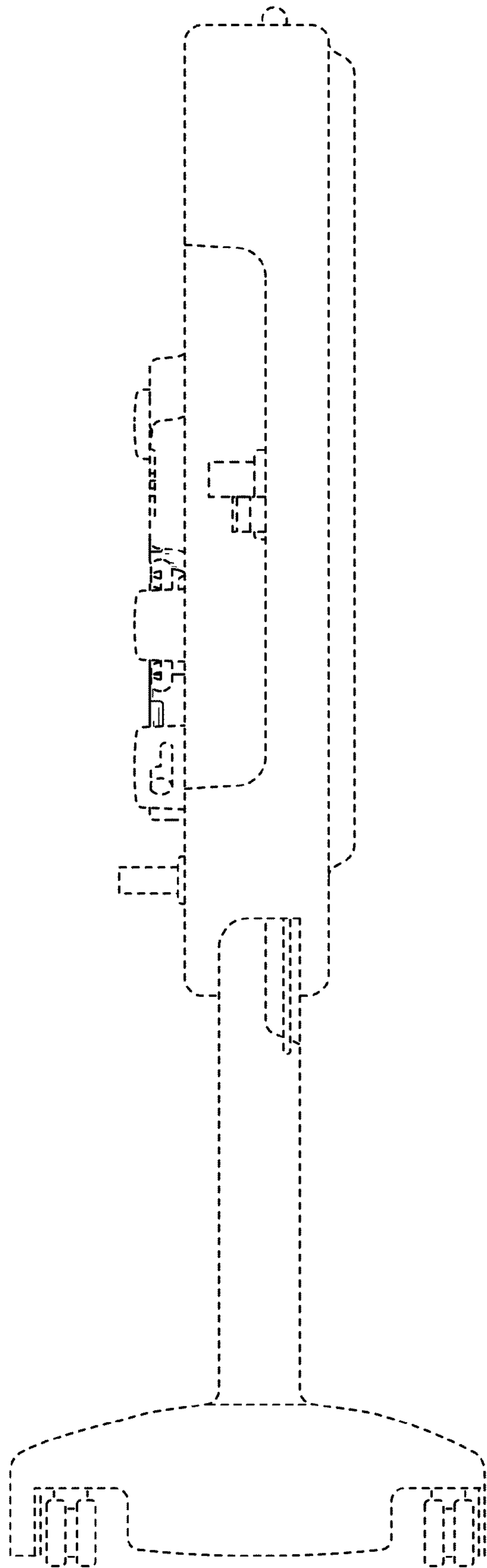


FIG. 5

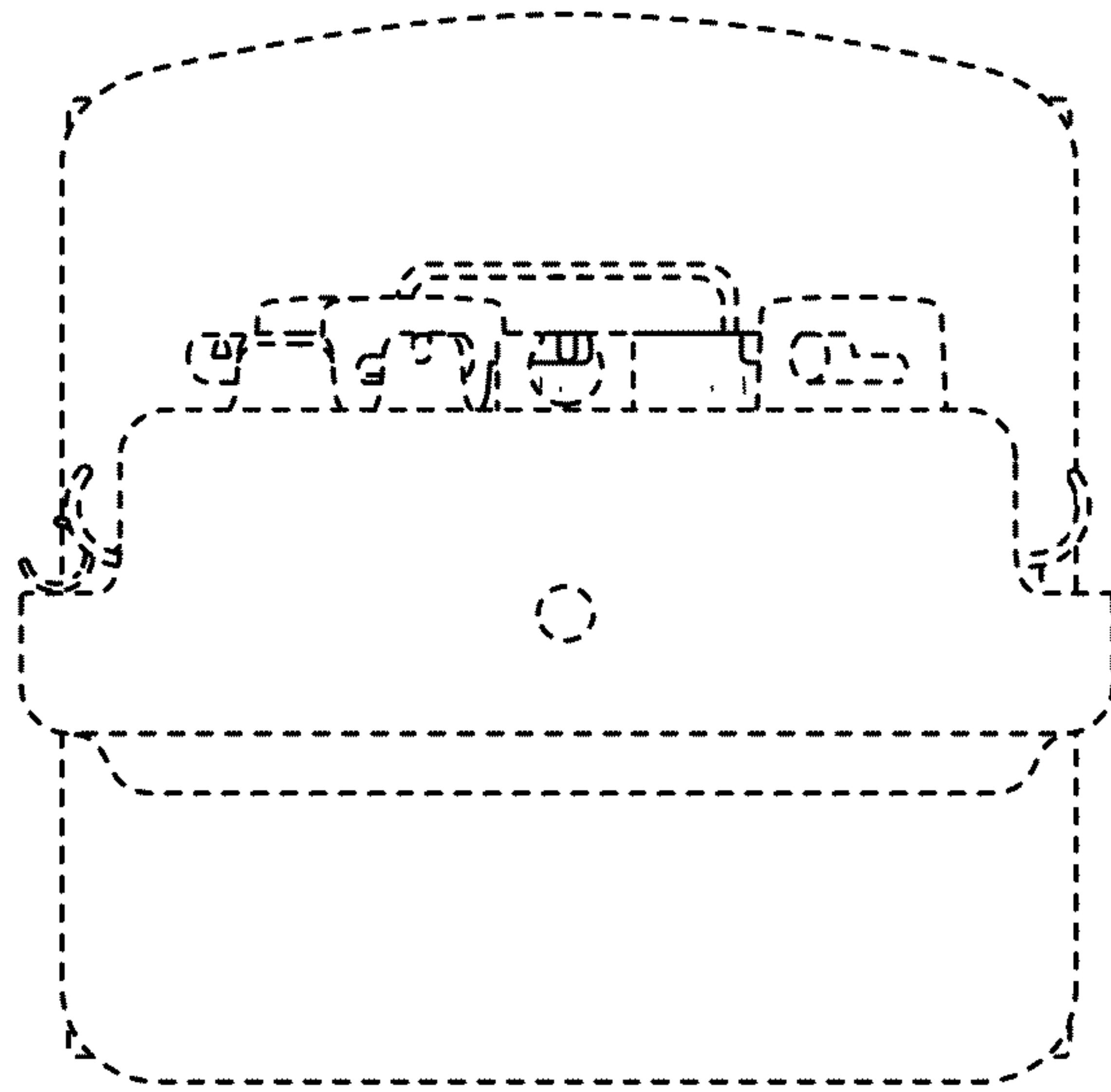


FIG. 6

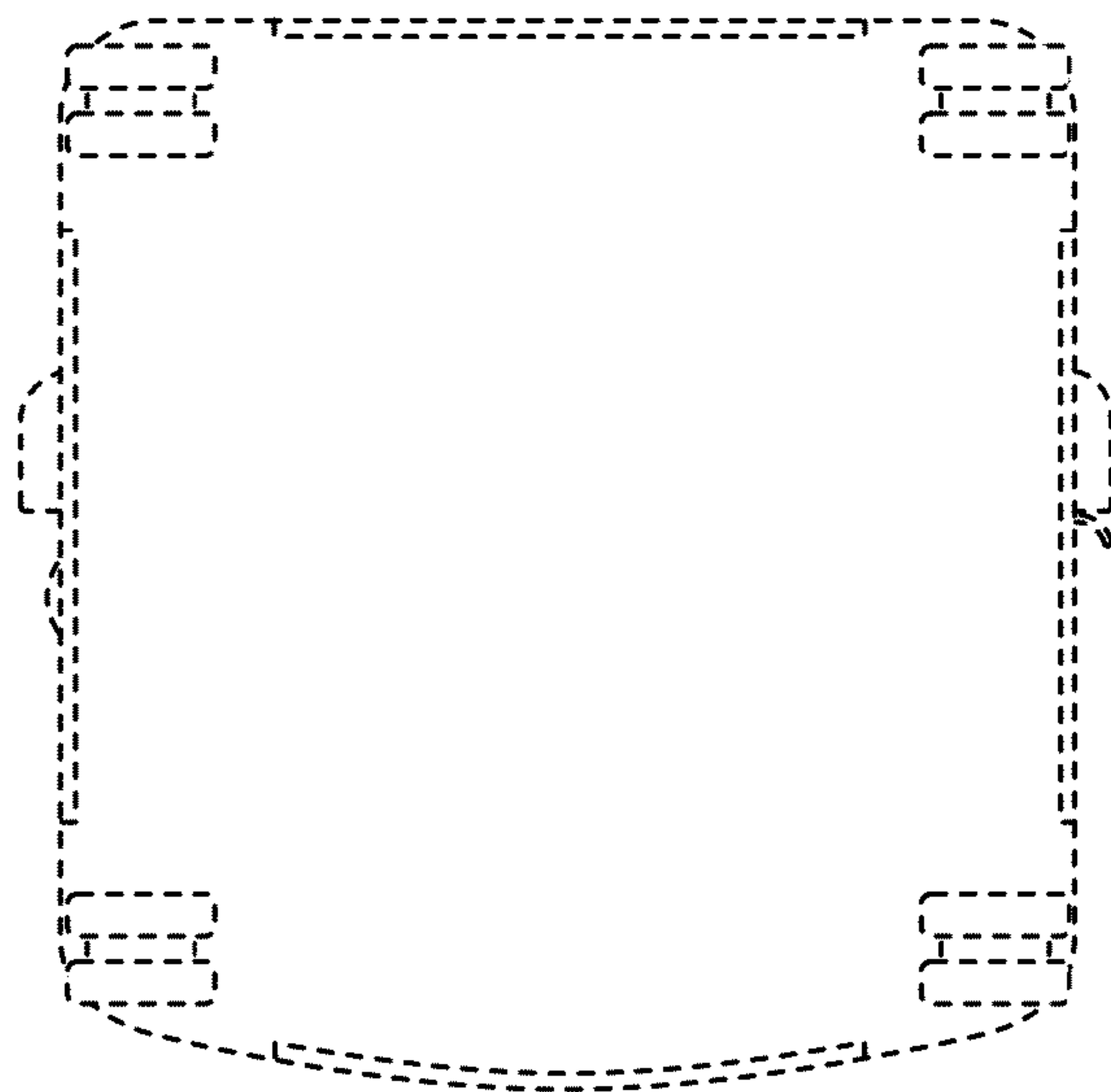


FIG. 7