



US00D731057S

(12) **United States Design Patent**
Gitman

(10) **Patent No.:** **US D731,057 S**
(45) **Date of Patent:** **** Jun. 2, 2015**

(54) **MEDICAL AND DENTAL INSTRUMENT**

(71) Applicant: **Eliyahu Gitman**, Jerusalem (IL)

(72) Inventor: **Eliyahu Gitman**, Jerusalem (IL)

(73) Assignee: **SCALPAL, LLC** (IL)

(**) Term: **14 Years**

(21) Appl. No.: **29/435,465**

(22) Filed: **Oct. 24, 2012**

(30) **Foreign Application Priority Data**

Apr. 24, 2012 (IL) 52538
Apr. 29, 2012 (IL) 52578

(51) **LOC (10) Cl.** **24-02**

(52) **U.S. Cl.**
USPC **D24/147**

(58) **Field of Classification Search**
USPC D24/146, 147, 133; D19/35, 55, 180,
D19/920, 913; 15/433; 401/6; D8/98, 99
CPC .. A46B 5/02; A61B 17/3211; A61B 17/3213;
A61F 9/007; A61F 9/013; A61F 9/0133;
B26B 29/00; B25G 1/00; B25G 1/102;
B25G 3/00; B43K 5/005; B21K 5/18
See application file for complete search history.

(56) **References Cited**

U.S. PATENT DOCUMENTS

D35,577 S * 1/1902 Jacobson D19/45
D241,343 S * 9/1976 Harmon D19/59

D269,357 S * 6/1983 Jagger D19/45
D533,944 S * 12/2006 Sullivan et al. D24/147
D632,391 S * 2/2011 Gitman D24/147
D635,260 S * 3/2011 Gitman D24/147
D645,718 S * 9/2011 Crystal et al. D8/98
D700,700 S * 3/2014 Efinger D24/147

* cited by examiner

Primary Examiner — Robert M Spear

Assistant Examiner — Marissa J Cash

(74) *Attorney, Agent, or Firm* — Ostrolenk Faber LLP

(57) **CLAIM**

I claim the ornamental design for medical and dental instrument, as shown and described herein.

DESCRIPTION

FIG. 1 is a perspective of a medical and dental instrument in accordance with an embodiment of the invention.

FIG. 2 is a left side view of the embodiment of the medical and dental instrument of FIG. 1.

FIG. 3 is a right side view of the embodiment of the medical and dental instrument of FIG. 1.

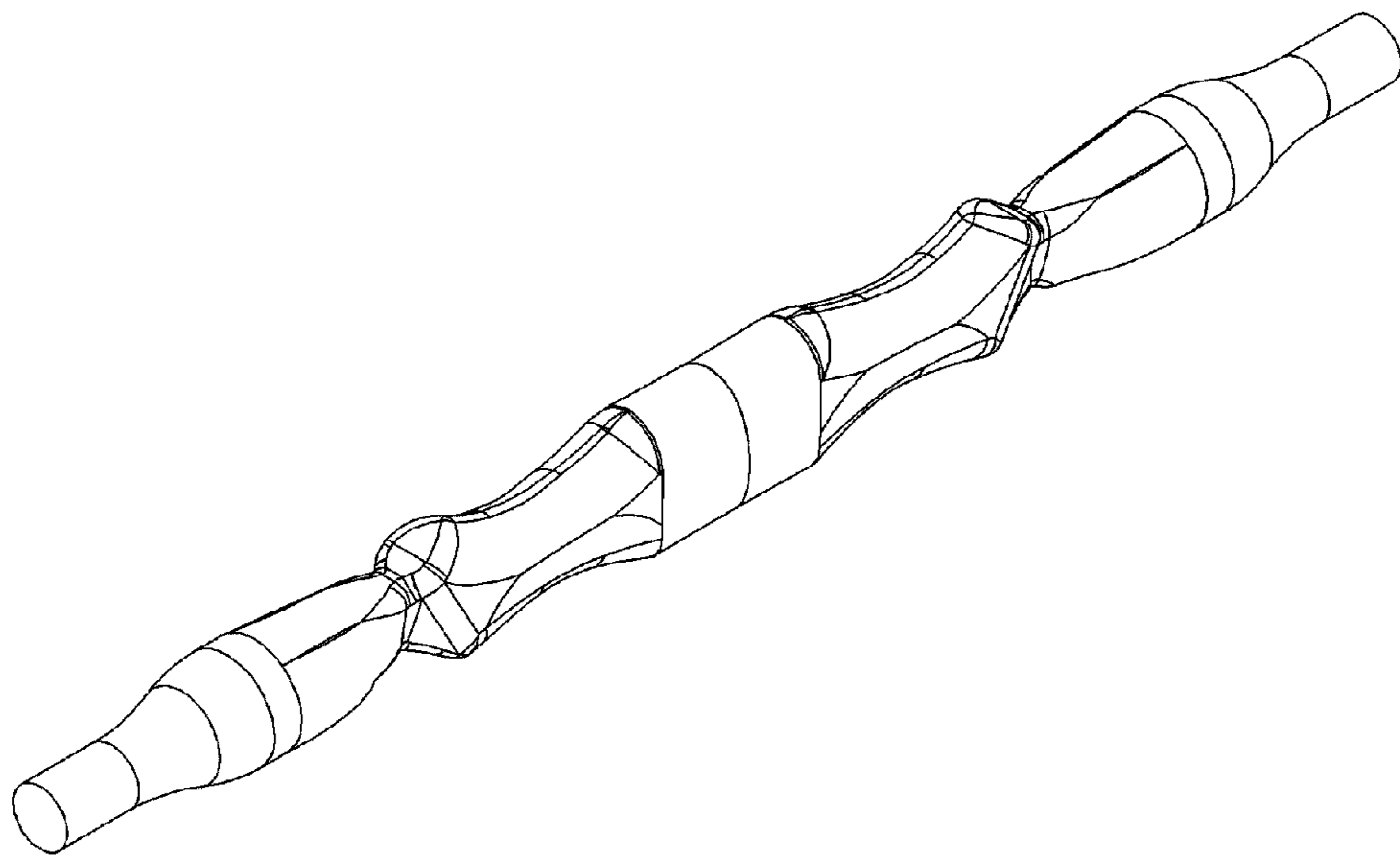
FIG. 4 is a front view of the embodiment of the medical and dental instrument of FIG. 1.

FIG. 5 is a back view of the embodiment of the medical and dental instrument of FIG. 1.

FIG. 6 is a top view of the embodiment of the medical and dental instrument of FIG. 1; and,

FIG. 7 is a bottom view of the embodiment of the medical and dental instrument of FIG. 1.

1 Claim, 4 Drawing Sheets



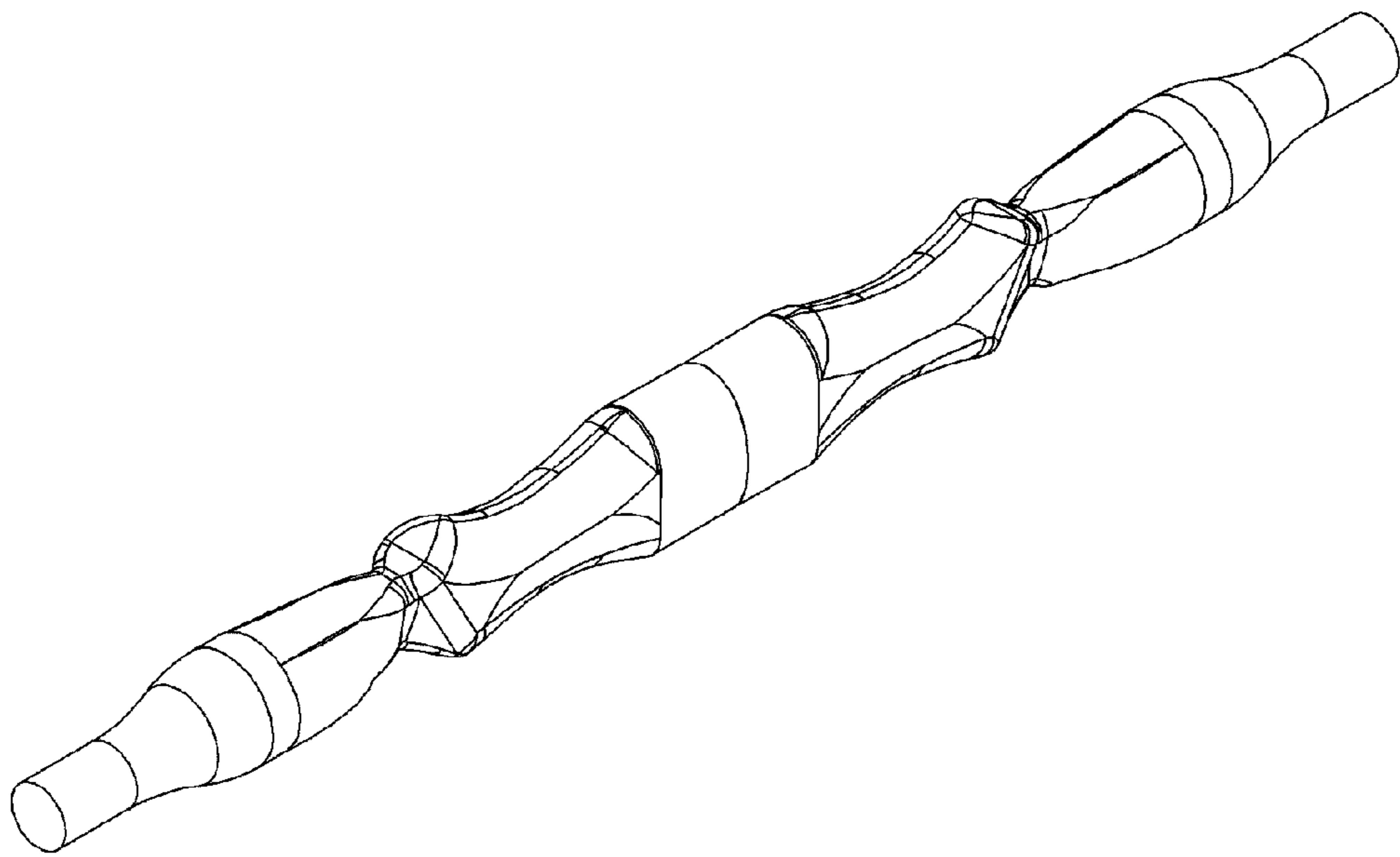


Fig. 1

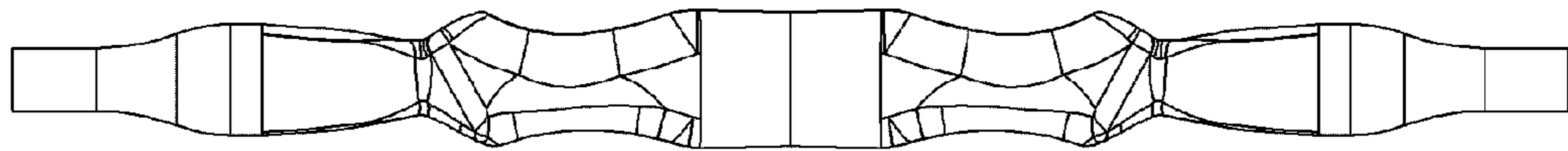


Fig. 2

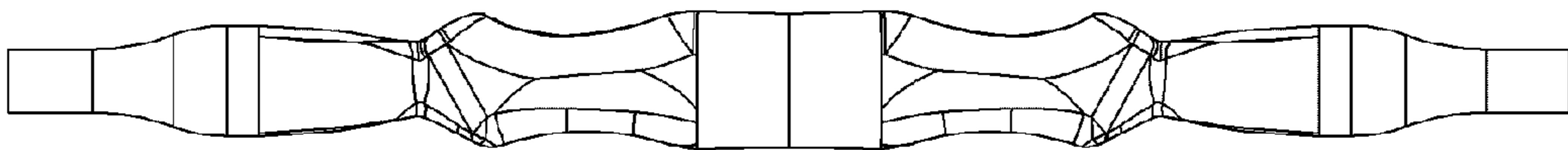


Fig. 3



Fig. 4



Fig. 5

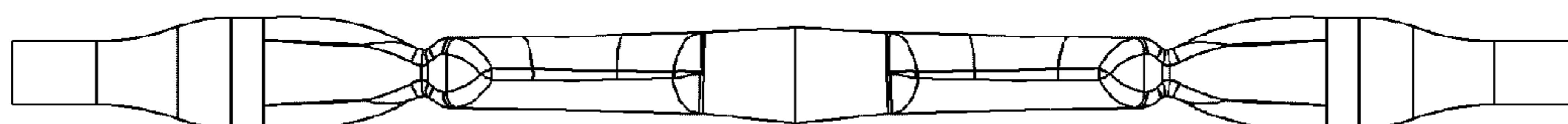


Fig. 6

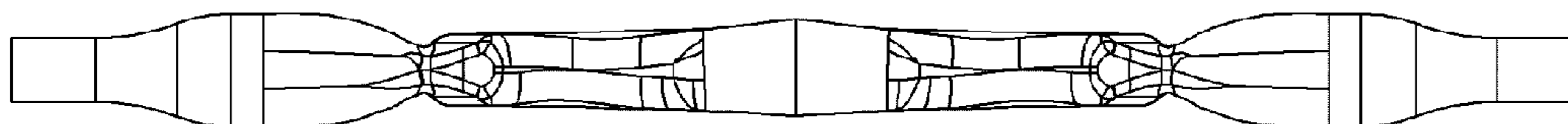


Fig. 7