



US00D731053S

(12) **United States Design Patent**
Del Valle

(10) **Patent No.:** **US D731,053 S**
(45) **Date of Patent:** **** Jun. 2, 2015**

(54) **HAND PERSPIRATION REMOVAL DEVICE**

(71) Applicant: **Edward M Del Valle**, Glendale Heights, IL (US)

(72) Inventor: **Edward M Del Valle**, Glendale Heights, IL (US)

(**) Term: **14 Years**

(21) Appl. No.: **29/443,199**

(22) Filed: **Jan. 14, 2013**

(51) **LOC (10) Cl.** **24-04**

(52) **U.S. Cl.**
USPC **D24/125**

(58) **Field of Classification Search**

USPC D24/125, 186–187; D11/3–25; 63/1.11, 63/1.14, 3, 3.1, 3.2; D29/113; D2/612, D2/614; D3/215; D10/30–38
See application file for complete search history.

(56) **References Cited**

U.S. PATENT DOCUMENTS

3,313,916	A *	4/1967	Achner	219/385
D281,674	S *	12/1985	Novak	D10/31
D355,132	S *	2/1995	Williams	D10/32
5,812,500	A *	9/1998	Webb, Jr.	368/282
5,838,642	A *	11/1998	Tully	368/282
6,213,634	B1 *	4/2001	Harrington et al.	368/283
7,041,032	B1 *	5/2006	Calvano	482/4
D564,372	S *	3/2008	Bhavnani	D10/40
7,793,361	B2 *	9/2010	Ishihara et al.	2/170
D651,535	S *	1/2012	Rodarmel	D11/3

D690,132	S *	9/2013	Waddick et al.	D6/545
8,677,515	B2 *	3/2014	Ishihara et al.	2/170
2006/0261076	A1 *	11/2006	Anderson	221/33
2007/0071537	A1 *	3/2007	Reddy et al.	401/196
2008/0132438	A1 *	6/2008	Hoffman et al.	510/380
2011/0139090	A1 *	6/2011	Harruna	119/796

* cited by examiner

Primary Examiner — T. Chase Nelson

Assistant Examiner — Michelle E Wilson

(74) *Attorney, Agent, or Firm* — Henry C. Query, Jr.

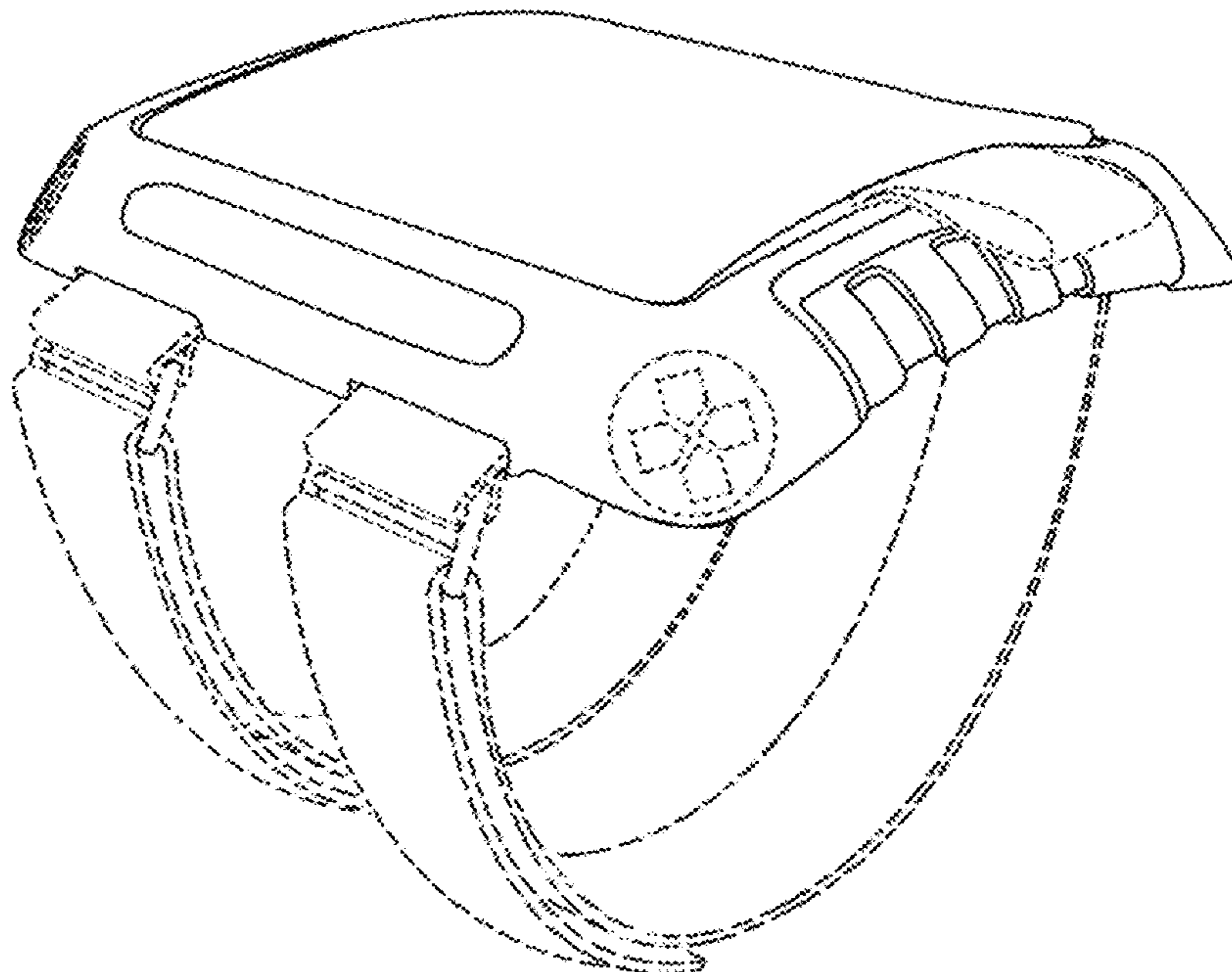
(57) **CLAIM**

I claim the ornamental design for a hand perspiration removal device, as shown and described.

DESCRIPTION

FIG. 1 is a perspective view of the hand perspiration removal device showing my new design;
FIG. 2 is a top plan view thereof;
FIG. 3 is a bottom plan view thereof;
FIG. 4 is a front elevation view thereof, the rear elevation view being a mirror image thereof, excepting differences in the broken line portions from side to side, which are shown in other views; and,
FIG. 5 is a right side elevation view thereof, the left side elevation view being a mirror image thereof, excepting differences in the broken line portions from side to side, which are shown in other views.
The broken lines depict portions of the hand perspiration removal device that form no part of the claimed design.

1 Claim, 5 Drawing Sheets



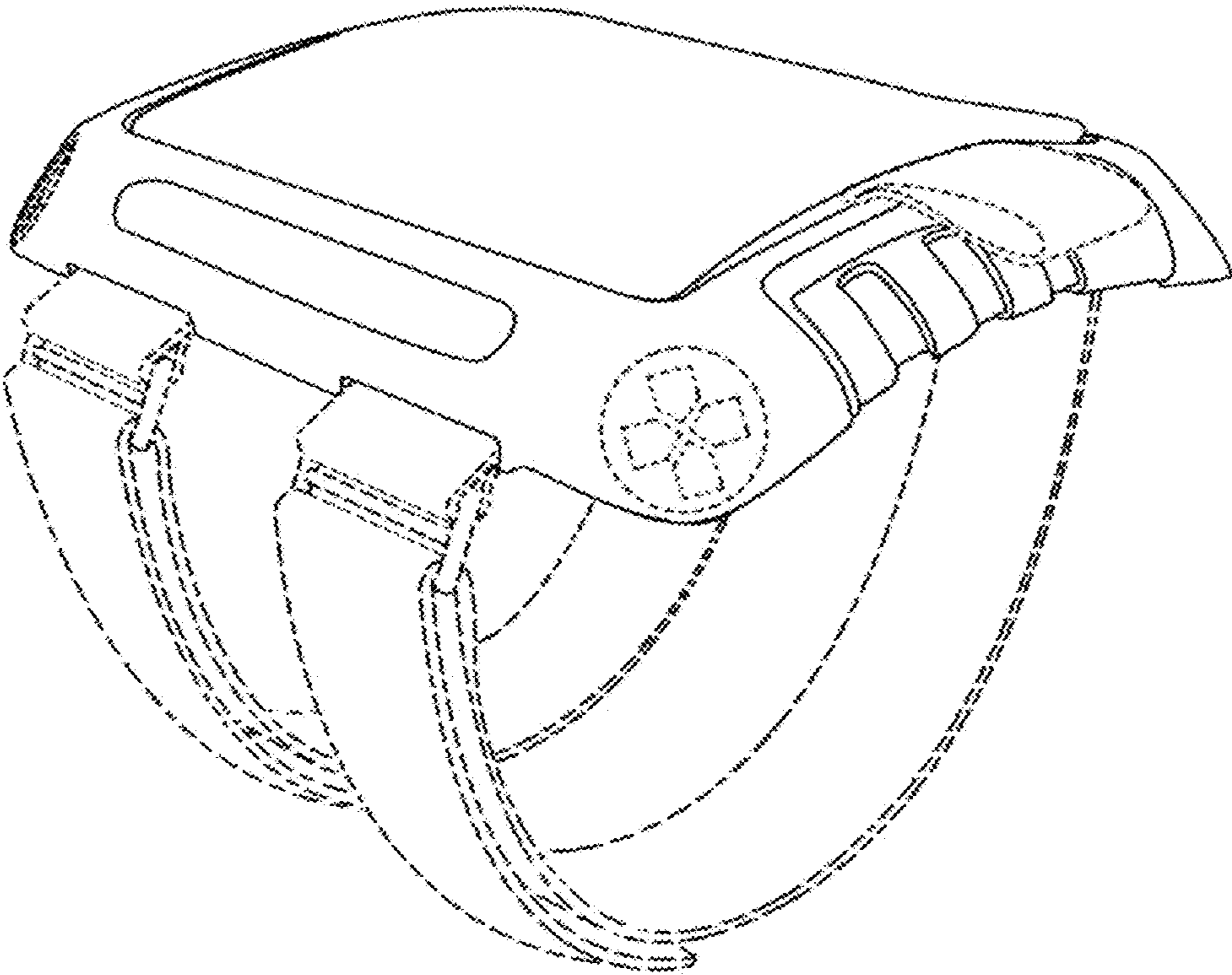


Fig. 1




Fig. 2

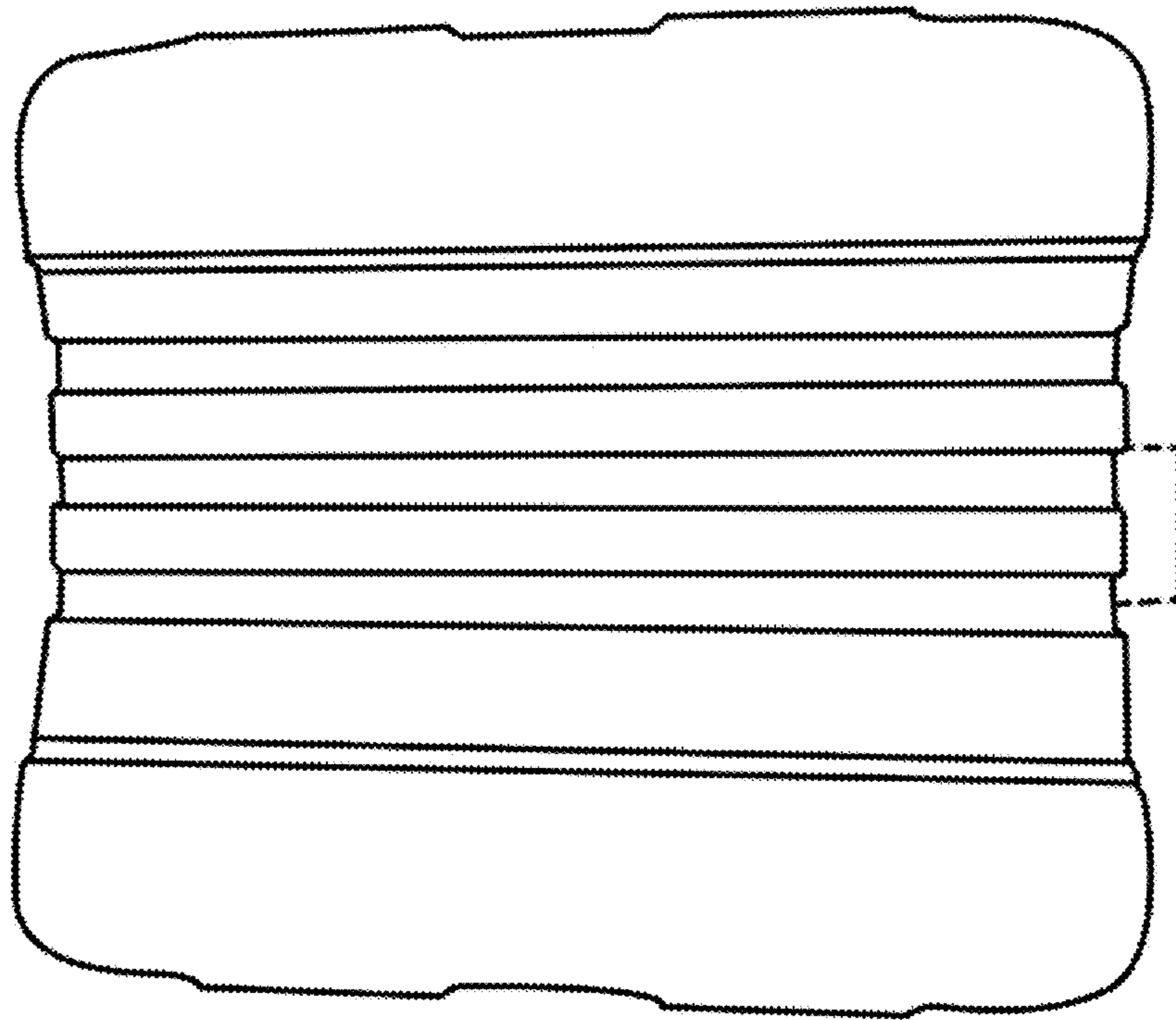


Fig. 3

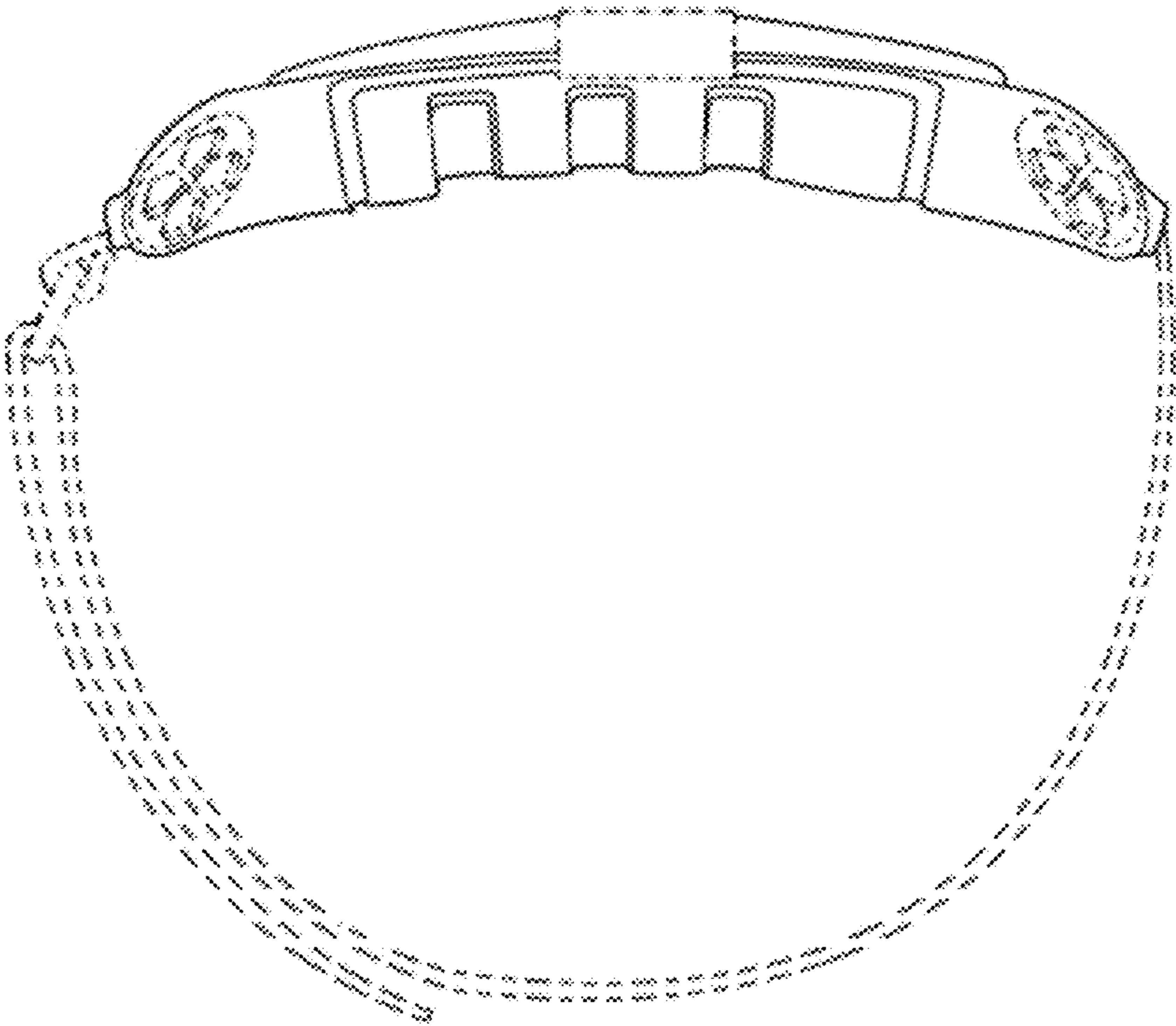


Fig. 4

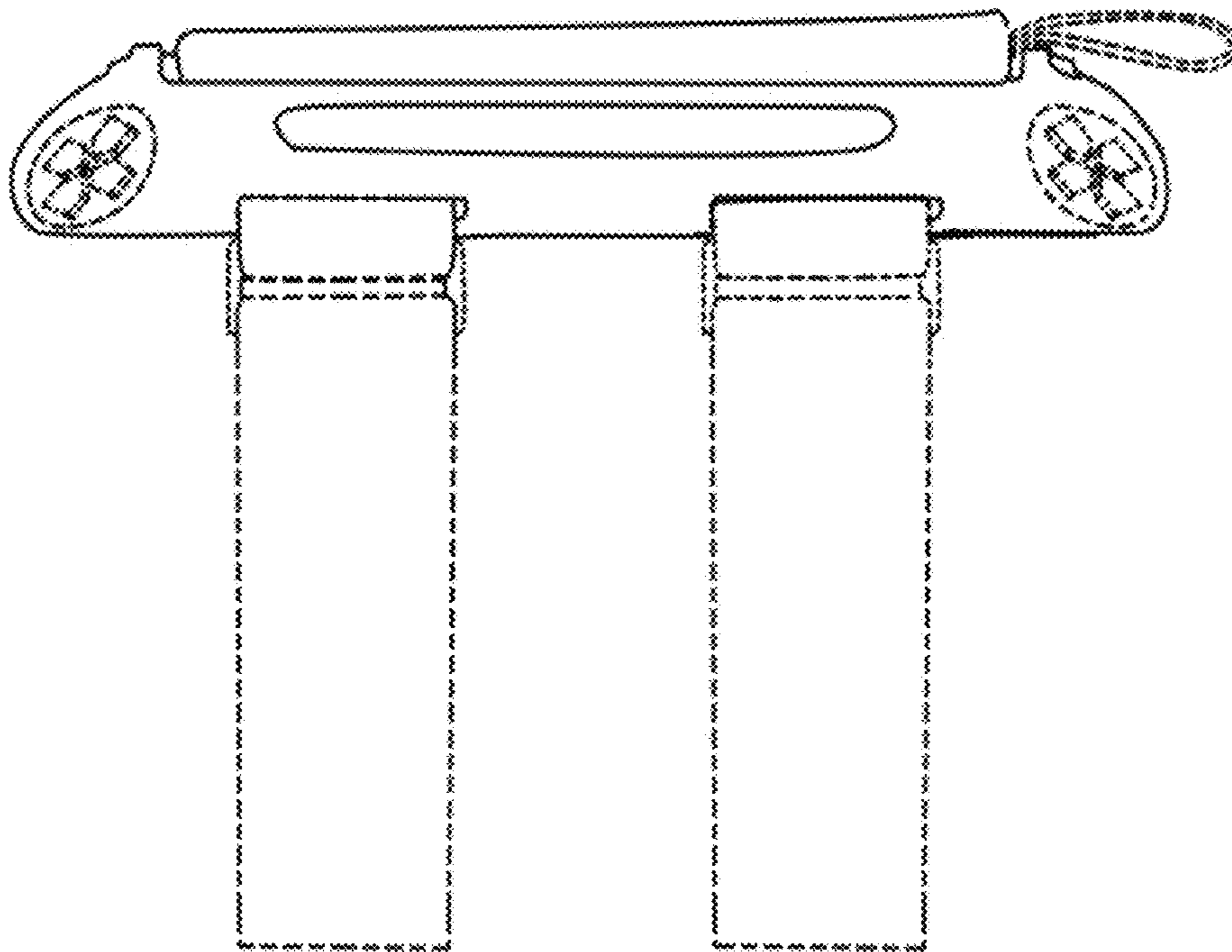


Fig. 5