



US00D731033S

(12) **United States Design Patent**  
**Kury**

(10) **Patent No.:** **US D731,033 S**  
(45) **Date of Patent:** **\*\* Jun. 2, 2015**

(54) **FLEXIBLE HOSE WITH HOSE CONNECTION  
OR HOSE FITTINGS**

(71) Applicant: **Neoperl GmbH**, Mullheim (DE)

(72) Inventor: **Werner Kury**, Mullheim (DE)

(73) Assignee: **Neoperl GmbH**, Müllheim (DE)

(\*\*) Term: **14 Years**

(21) Appl. No.: **29/493,062**

(22) Filed: **Jun. 5, 2014**

(30) **Foreign Application Priority Data**

Feb. 13, 2014 (WO) ..... DM/082 874

(51) **LOC (10) Cl.** ..... **23-01**

(52) **U.S. Cl.**  
USPC ..... **D23/266**

(58) **Field of Classification Search**

USPC ..... D23/213, 223, 224, 229, 230, 259, 260,  
D23/261, 263, 266; D24/129; D13/155;  
138/103, 105, 109, 118, 118.1, 121,  
138/122, 126, 128, 140, 154, 155, 157, 158,  
138/167, 173, 177; 285/58, 83, 124.1,  
285/124.5, 179, 179.1

See application file for complete search history.

(56) **References Cited**

**U.S. PATENT DOCUMENTS**

D180,850 S \* 8/1957 Stahl et al. .... D23/266  
D318,102 S \* 7/1991 Papai ..... D23/266  
D368,299 S \* 3/1996 Ratledge ..... D23/235  
D396,730 S \* 8/1998 Schaupp ..... D23/259  
D412,738 S \* 8/1999 Kuwabara ..... D23/233  
6,302,152 B1 \* 10/2001 Mulligan ..... 138/125  
D479,741 S \* 9/2003 Chiu ..... D23/266  
D483,096 S \* 12/2003 Gotoh et al. .... D23/262  
D499,464 S \* 12/2004 Caine ..... D23/236  
D597,637 S \* 8/2009 Krohmer et al. .... D23/266  
D603,941 S \* 11/2009 Leelaprachakul ..... D23/266

D605,737 S \* 12/2009 von Glanstaetten et al. D23/266  
D608,424 S \* 1/2010 Katsuta et al. .... D23/266  
D615,166 S \* 5/2010 Patti ..... D23/266  
D627,038 S \* 11/2010 Yu ..... D23/260  
D627,039 S \* 11/2010 Yu ..... D23/260  
D642,244 S \* 7/2011 Wilhelm ..... D23/262  
D648,008 S \* 11/2011 Percoco et al. .... D23/262  
D698,415 S \* 1/2014 Wyne ..... D23/213  
D700,683 S \* 3/2014 Atwell ..... D23/235  
2008/0190506 A1 \* 8/2008 Cleveland ..... 138/110

**FOREIGN PATENT DOCUMENTS**

WO DM082874 \* 2/2014

**OTHER PUBLICATIONS**

Flexible hose, no reference date available, [site visited Oct. 9, 2014].  
Available online <URL: [http://e-catalog.rusbiz.com/product/stainless\\_steel\\_flexible\\_metal\\_hose\\_pipe\\_for\\_gas\\_connector\\_69772.html](http://e-catalog.rusbiz.com/product/stainless_steel_flexible_metal_hose_pipe_for_gas_connector_69772.html)>.\*

\* cited by examiner

*Primary Examiner* — Eric Goodman

*Assistant Examiner* — Daniel J Domino

(74) *Attorney, Agent, or Firm* — Volpe and Koenig, P.C.

(57) **CLAIM**

The ornamental design for a flexible hose with hose connection or hose fittings, as shown and described.

**DESCRIPTION**

FIG. 1 is a top view of a flexible hose with hose connection or hose fittings;

FIG. 2 is a top, front, right perspective view thereof;

FIG. 3 is a bottom view thereof;

FIG. 4 is a bottom, rear, left perspective view thereof;

FIG. 5 is a left side elevational view thereof;

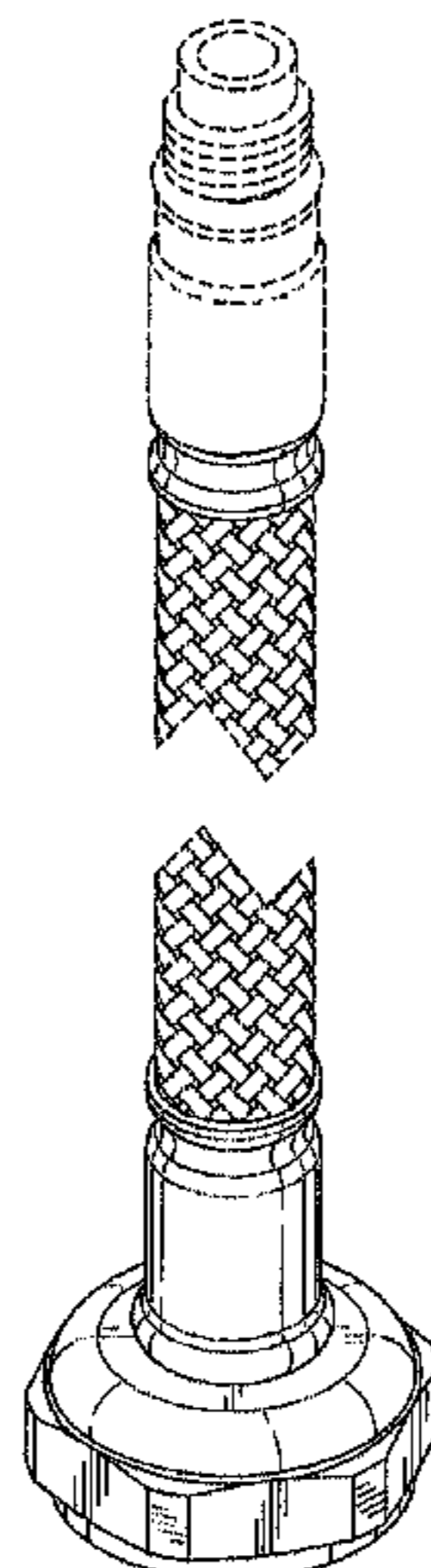
FIG. 6 is a rear elevational view thereof;

FIG. 7 is a right side elevational view thereof; and,

FIG. 8 is a front elevational thereof.

The broken lines shown form no part of the claimed design.

**1 Claim, 8 Drawing Sheets**



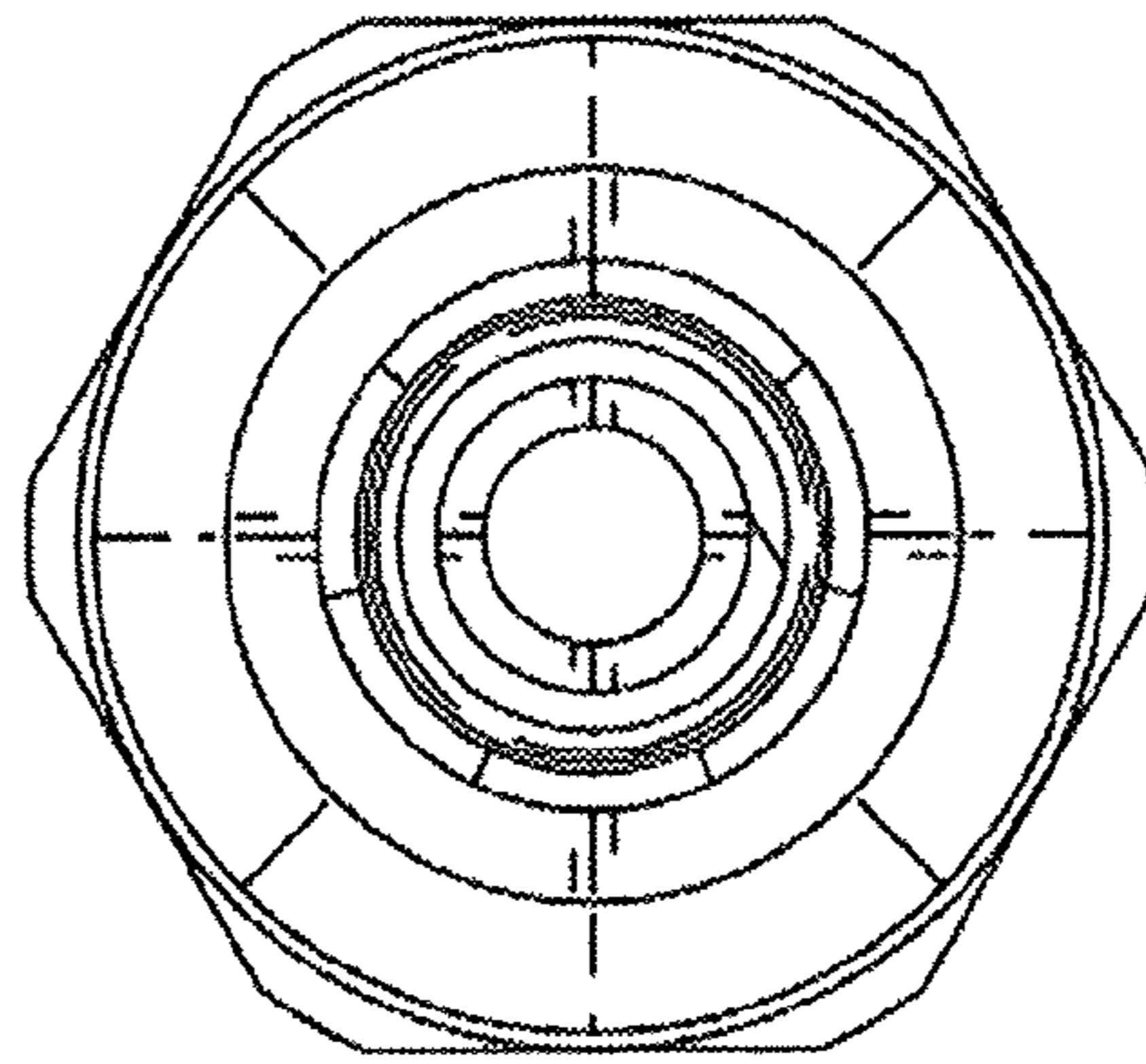


Fig. 1

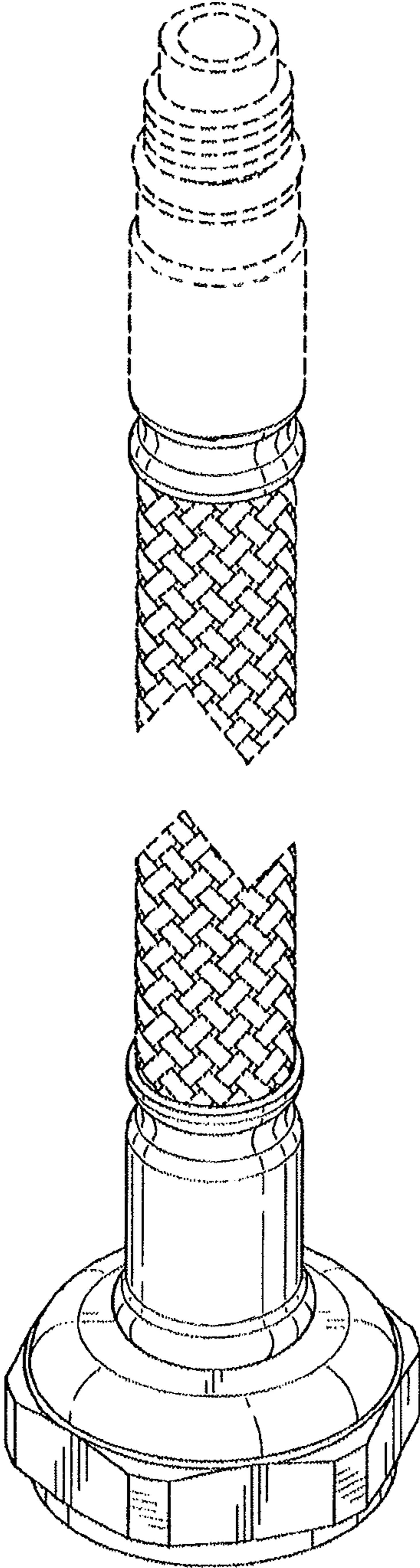


Fig. 2

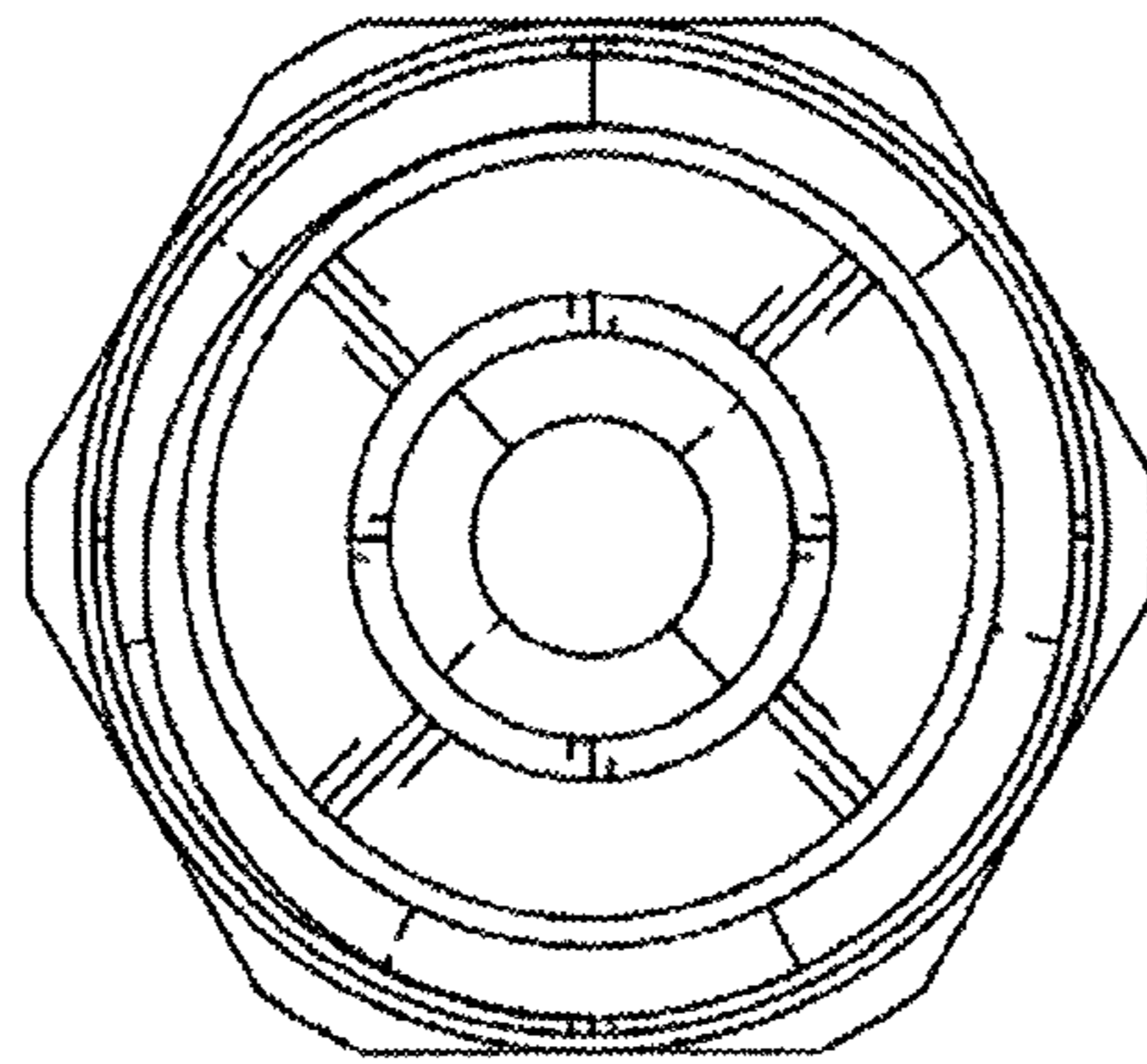


Fig. 3

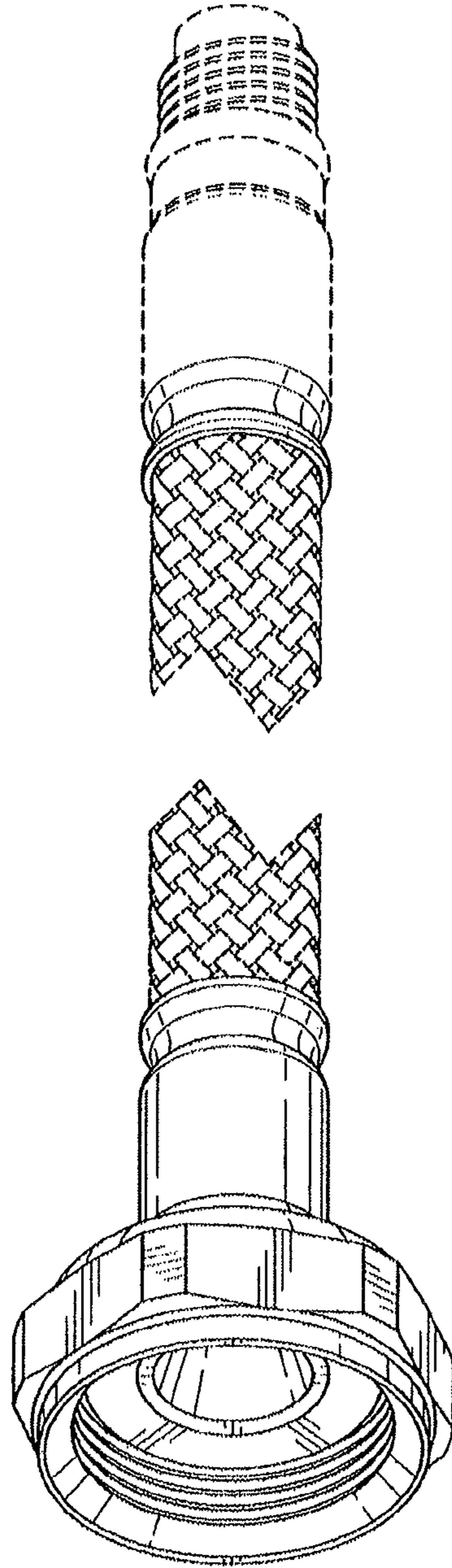


Fig. 4



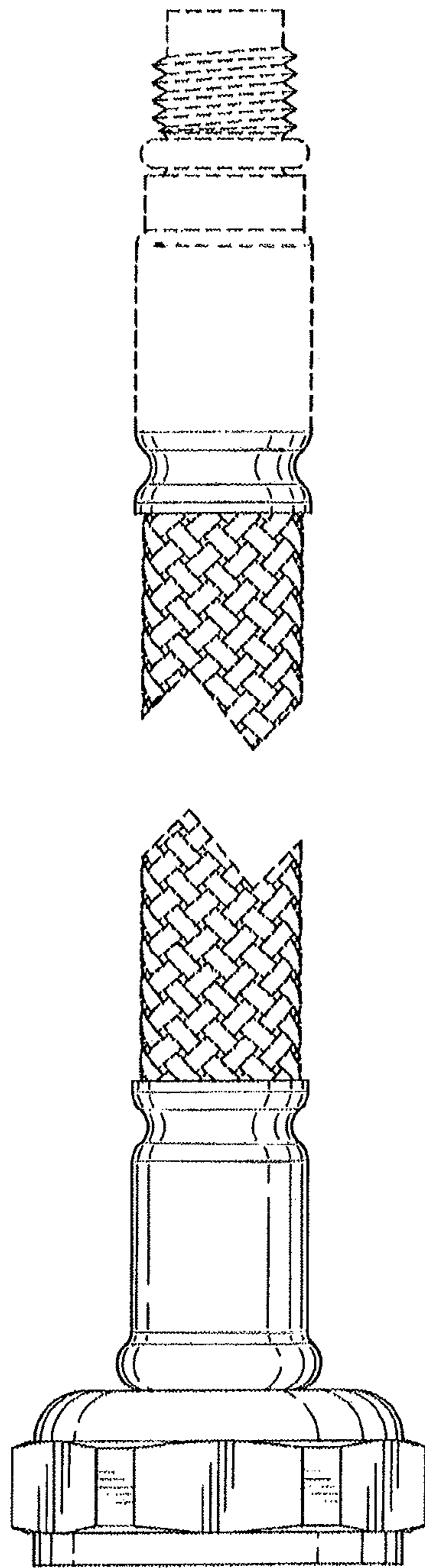


Fig. 5

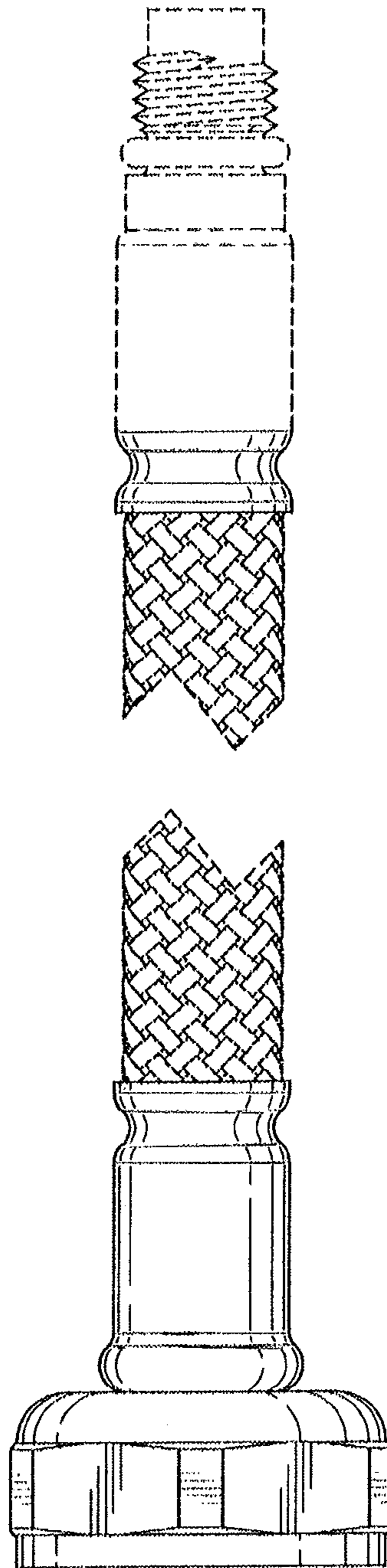


Fig. 6

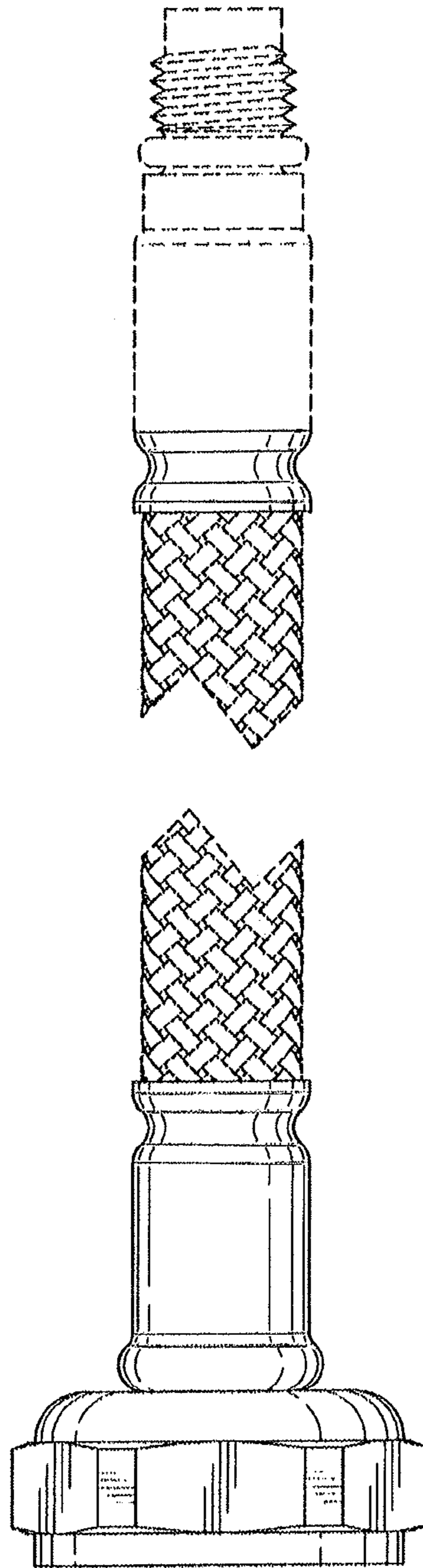


Fig. 7



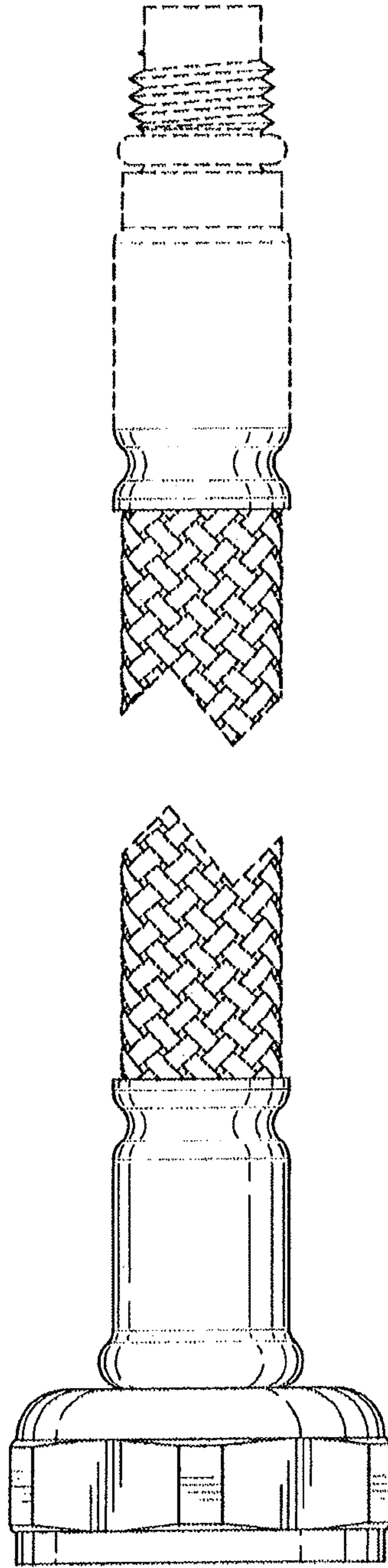


Fig. 8

UNITED STATES PATENT AND TRADEMARK OFFICE  
**CERTIFICATE OF CORRECTION**

PATENT NO. : D731,033 S  
APPLICATION NO. : 29/493062  
DATED : June 2, 2015  
INVENTOR(S) : Werner Kury

Page 1 of 7

It is certified that error appears in the above-identified patent and that said Letters Patent is hereby corrected as shown below:

In the Drawings

Please replace Figures 2 and 4-8 with attached Figures 2 and 4-8.

Signed and Sealed this  
Twelfth Day of September, 2017



Joseph Matal  
*Performing the Functions and Duties of the  
Under Secretary of Commerce for Intellectual Property and  
Director of the United States Patent and Trademark Office*

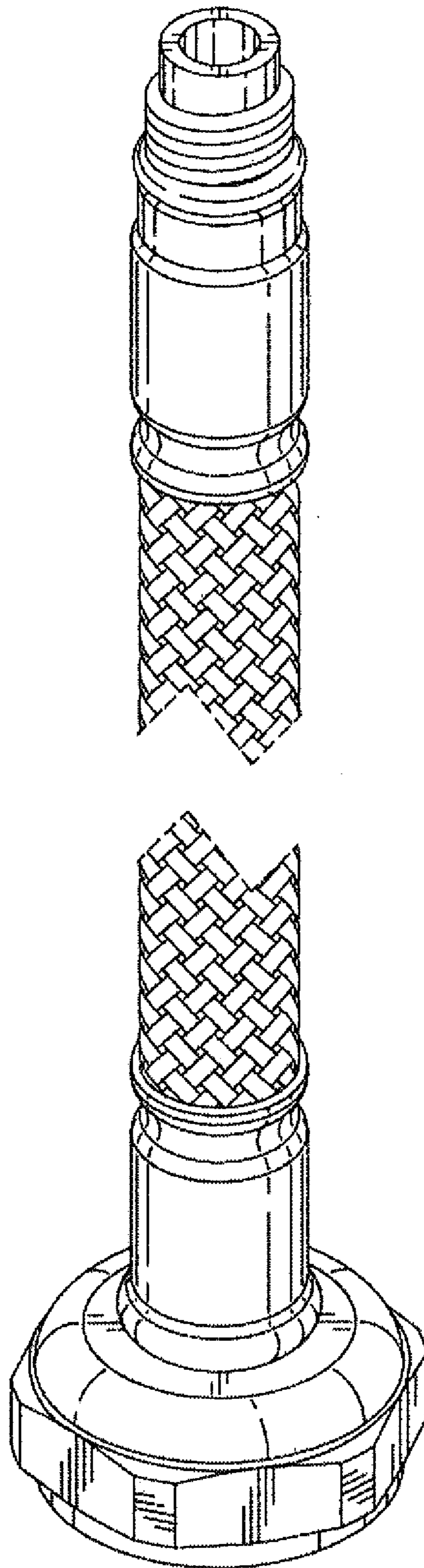


Fig. 2

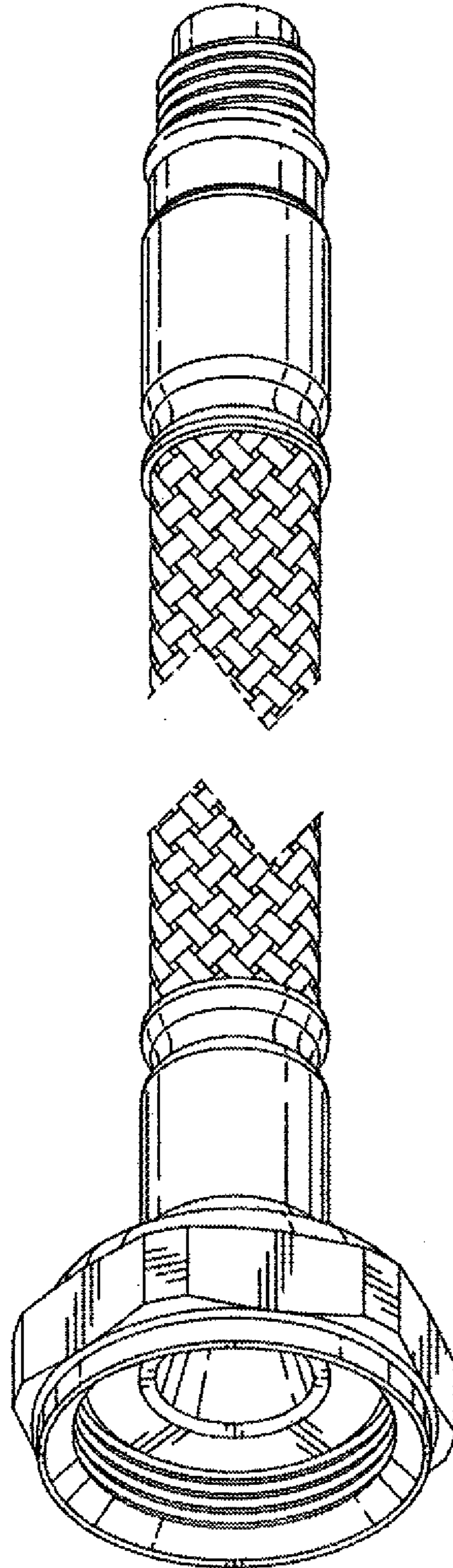


Fig. 4

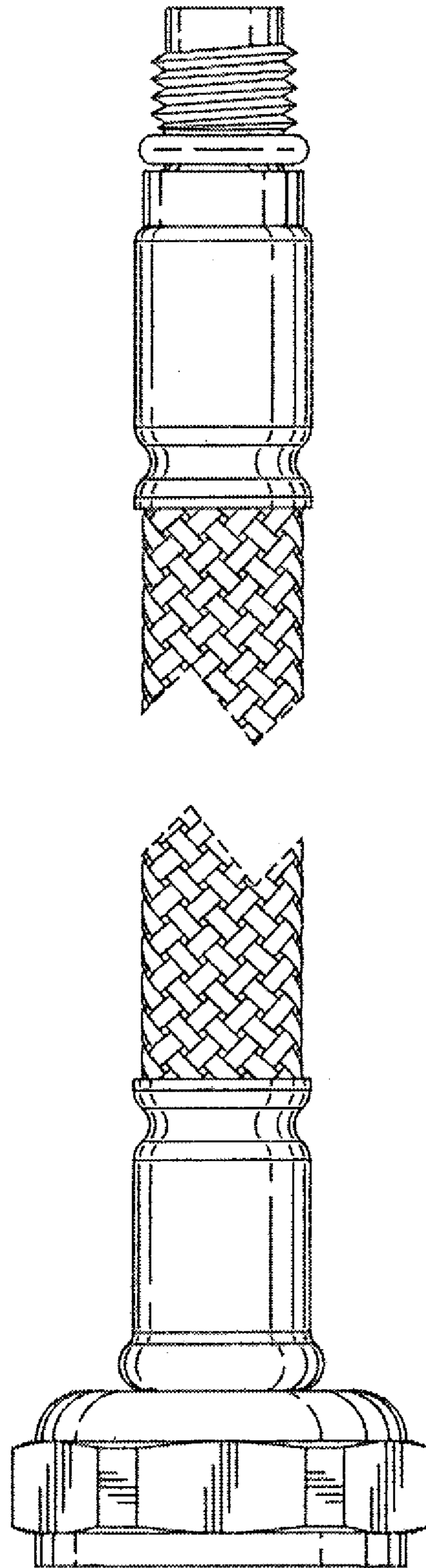


Fig. 5

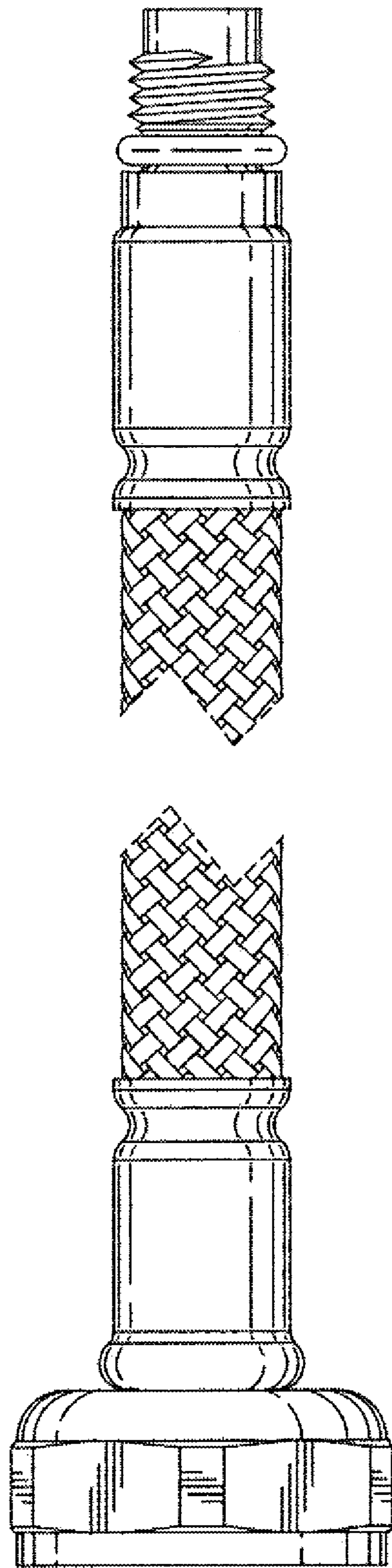


Fig. 6



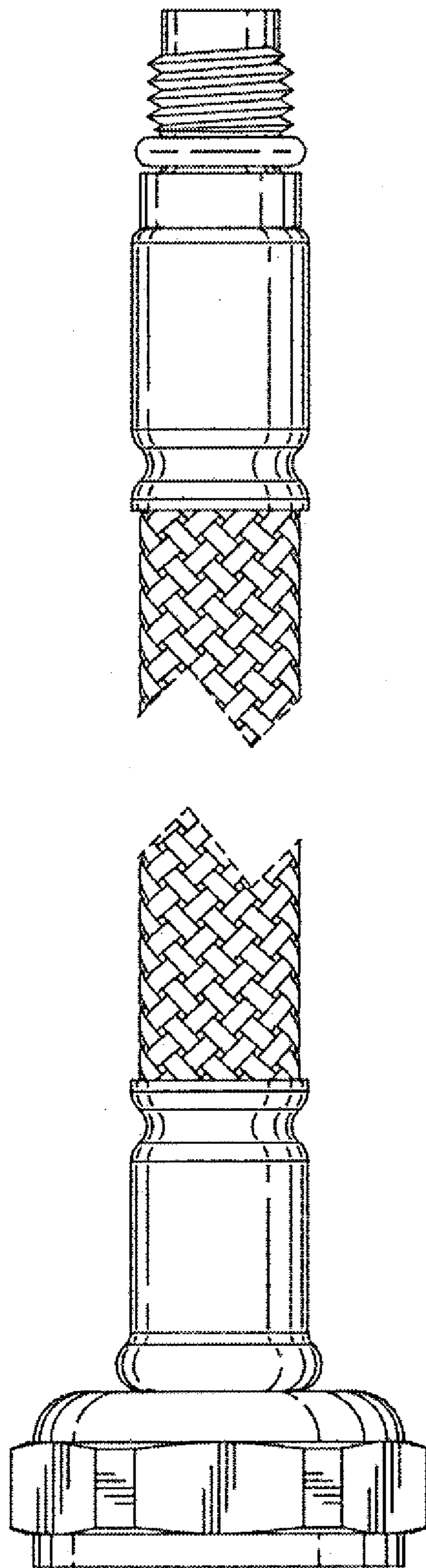


Fig. 7

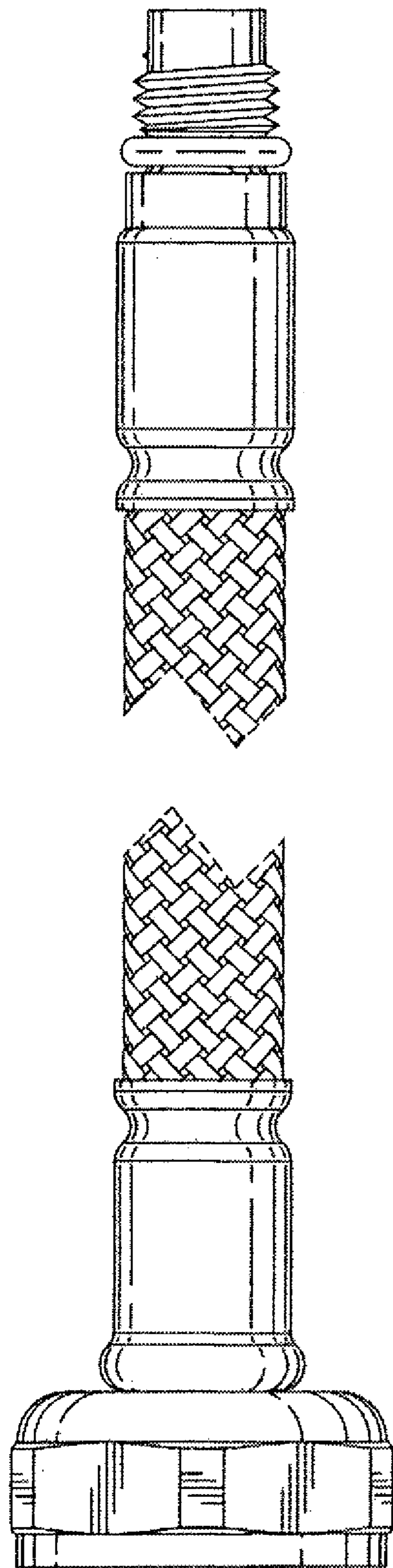


Fig. 8