



US00D731008S

(12) **United States Design Patent**
Orakwusi

(10) **Patent No.:** **US D731,008 S**
(45) **Date of Patent:** **** Jun. 2, 2015**

- (54) **EXERCISE BARBELL**
- (71) Applicant: **Obidi Orakwusi**, Owings Mills, MD (US)
- (72) Inventor: **Obidi Orakwusi**, Owings Mills, MD (US)
- (73) Assignee: **Obidi Orakwusi**, Owings Mills, MD (US)
- (**) Term: **14 Years**
- (21) Appl. No.: **29/461,586**
- (22) Filed: **Jul. 25, 2013**
- (51) **LOC (10) Cl.** **21-02**
- (52) **U.S. Cl.**
USPC **D21/681**
- (58) **Field of Classification Search**
USPC D21/680, 682, 681, 678, 662, 679, 684;
482/108, 93, 110, 111, 105, 8, 107,
482/106, 139, 94, 104, 140, 109, 51, 70, 74,
482/98, 1; 164/112, 76.1; D9/680; D8/85;
D3/210, 211; D22/112; D11/81; 42/94,
42/72; 99/349, 350, 351, 372, 374, 377,
99/379, 427, 448, 450; 100/104, 110, 193,
100/194, 195; 219/732, 733, 734; 426/513,
426/517, 646; 135/65; 280/819
CPC A63B 21/0728; A63B 21/078; A63B
21/0724; A63B 21/072; A63B 21/075
See application file for complete search history.

- (56) **References Cited**
U.S. PATENT DOCUMENTS
4,288,073 A 9/1981 Petrachonis et al.
4,605,222 A * 8/1986 Shannon 482/108
D287,526 S 12/1986 Brockett et al.
4,629,184 A 12/1986 Selkee
D290,485 S 6/1987 Suponitsky
D305,256 S 12/1989 Pearson

- 5,024,434 A 6/1991 Smith
- D320,249 S 9/1991 Gerard
- D327,927 S * 7/1992 Foley D21/681
- 5,211,616 A 5/1993 Riley, Jr.
- 5,221,244 A 6/1993 Doss
- D346,821 S * 5/1994 Smith D18/56
- D348,706 S * 7/1994 Harrell D21/691
- 5,334,113 A 8/1994 Roepke
- 5,421,797 A 6/1995 Fletcher
- D390,615 S 2/1998 Stutsman
- 6,010,439 A 1/2000 Bullard, Jr.
- 6,022,300 A 2/2000 Hightower
- D425,151 S 5/2000 Landfair
- D427,259 S 6/2000 Sandoval
- D428,084 S 7/2000 Sandoval
- D464,691 S 10/2002 Tracy
- 6,663,542 B1 12/2003 Trabbic
- 7,056,268 B2 6/2006 Emick
- 7,108,636 B1 * 9/2006 Garcia 482/40
- D535,336 S 1/2007 Diakonov et al.
- D574,117 S * 7/2008 Gregory D32/52
- D583,883 S 12/2008 Thomas
- D626,187 S * 10/2010 Friedman et al. D21/679
- 7,862,486 B1 1/2011 Watson
- D633,961 S * 3/2011 Loew et al. D21/679
- 8,025,615 B1 * 9/2011 Sargent 482/139
- D657,010 S 4/2012 Cen

(Continued)

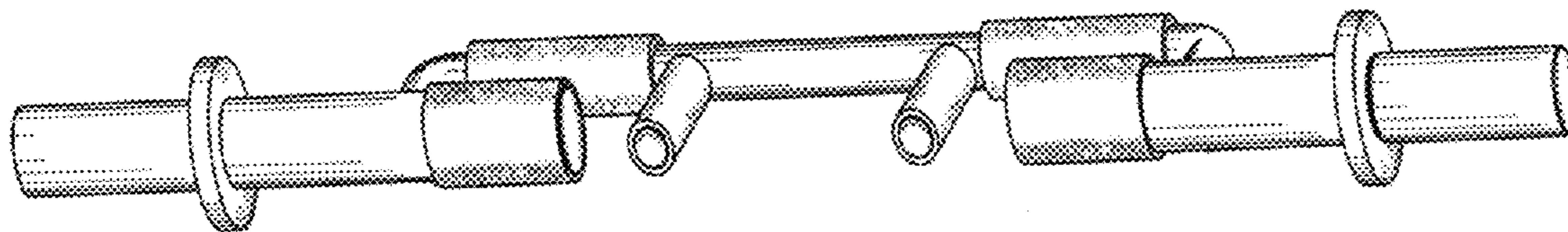
Primary Examiner — Robert M Spear
Assistant Examiner — Ryan Harvey

(57) **CLAIM**
The ornamental design for an exercise barbell, as shown and described.

DESCRIPTION

FIG. 1 is a perspective view of the exercise barbell showing my new design.
FIG. 2 is a top plan view thereof, the bottom plan view being a mirror image thereof.
FIG. 3 is a rear elevational view thereof; and,
FIG. 4 is a side elevational view thereof; the opposite side being a mirror image thereof.

1 Claim, 4 Drawing Sheets



(56)

References Cited

U.S. PATENT DOCUMENTS

D671,996 S 12/2012 Wierszewski
D685,865 S * 7/2013 Kuhn D21/679
D686,286 S * 7/2013 Orakwusi D21/679
8,574,136 B1 * 11/2013 Burstrom 482/109
2003/0130096 A1 * 7/2003 LaCroce 482/106
2005/0113219 A1 * 5/2005 Pierre, II 482/121

2005/0250619 A1 * 11/2005 Daikeler et al. 482/40
2006/0040802 A1 * 2/2006 Vittone et al. 482/106
2011/0190098 A1 * 8/2011 Griswold et al. 482/40
2012/0115683 A1 * 5/2012 Ross 482/38
2012/0115684 A1 * 5/2012 Nguyen 482/40
2014/0094347 A1 * 4/2014 Orakwusi 482/38
2014/0187392 A1 * 7/2014 Renk 482/106
2014/0287889 A1 * 9/2014 Grace et al. 482/106

* cited by examiner

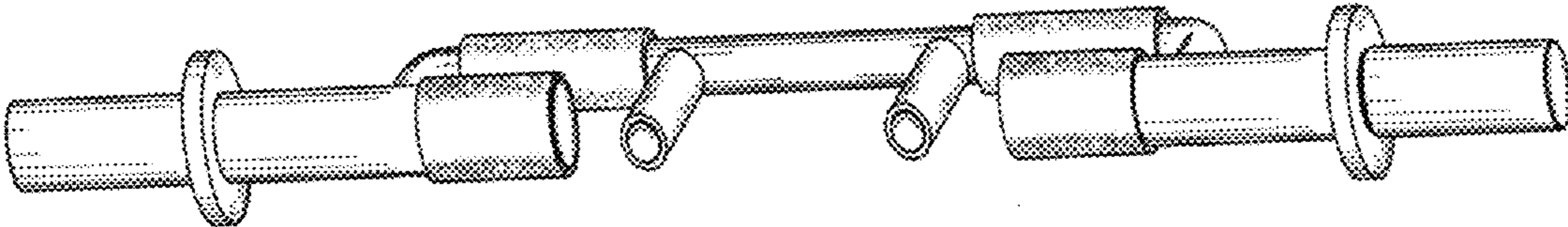


FIG. 1

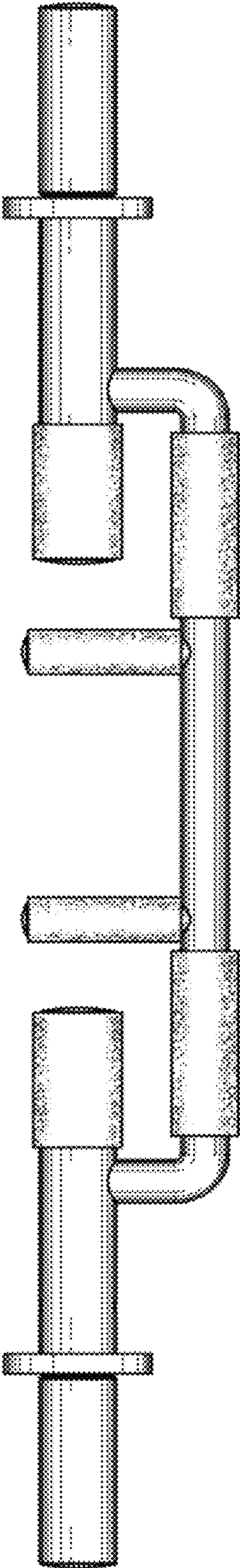


FIG. 2

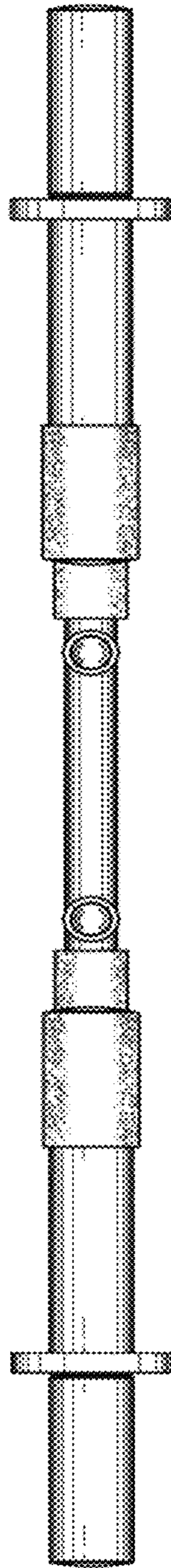


FIG. 3

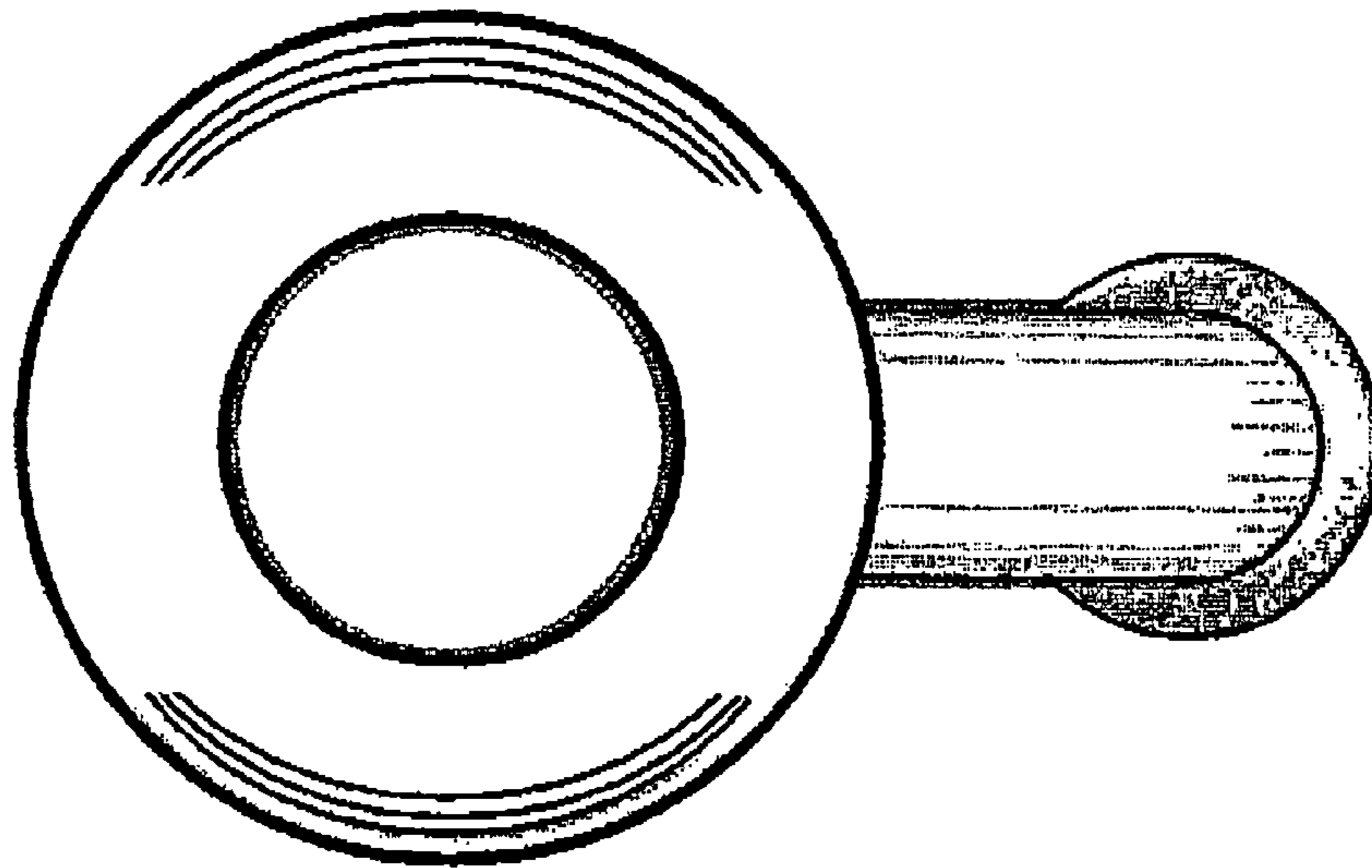


FIG. 4