



US00D730997S

(12) **United States Design Patent**
Nichols et al.

(10) **Patent No.:** **US D730,997 S**
(45) **Date of Patent:** **** Jun. 2, 2015**

(54) **TOY GUN**

(56) **References Cited**

- (71) Applicant: **Lanard Toys Limited**, Tsimshatsui, Kowloon (HK)
 - (72) Inventors: **Blake Christopher Nichols**, Tarzana, CA (US); **James Paul Wleklinski**, Ventura, CA (US)
 - (73) Assignee: **Lanard Toys Limited**, Hong Kong (CN)
 - (**) Term: **14 Years**
 - (21) Appl. No.: **29/487,401**
 - (22) Filed: **Apr. 8, 2014**
 - (51) **LOC (10) Cl.** **21-01**
 - (52) **U.S. Cl.**
USPC **D21/570**
 - (58) **Field of Classification Search**
USPC D21/333, 401, 461, 567, 569, 570, 572, D21/573, 574; 124/16, 26, 27, 28, 29, 45, 124/56, 59, 65, 66, 73-77, 78; 446/23, 182, 446/192, 401, 403, 405-407, 473, 475; 42/54, 57, 58; D22/100, 103, 104; D14/418
CPC F42B 6/10; F42B 12/40; F42B 12/74; F42B 33/00; F41B 7/00; F41B 7/08; F41B 11/51; F41B 11/57; F41B 11/66; F41B 11/641; F41B 11/642; F41B 11/681; F41B 11/723; F41B 11/89
- See application file for complete search history.

U.S. PATENT DOCUMENTS

6,119,671 A *	9/2000	Smith et al.	124/59
D436,356 S *	1/2001	Lee	D14/418
D658,727 S *	5/2012	Greiner	D21/570
D660,920 S *	5/2012	Johnson et al.	D21/572
D660,926 S *	5/2012	Mastin	D21/573
D664,604 S *	7/2012	Greiner	D21/570
D687,905 S *	8/2013	Hadley et al.	D21/573
8,720,426 B2 *	5/2014	Hadley et al.	124/66
D721,143 S *	1/2015	Nichols et al.	D21/574

* cited by examiner

Primary Examiner — Cynthia M Chin

(74) *Attorney, Agent, or Firm* — Lerner, David, Littenberg, Krumholz & Mentlik, LLP

(57) **CLAIM**

The ornamental design for a toy gun, as shown and described.

DESCRIPTION

FIG. 1 is a perspective view of a toy gun showing our new design;
 FIG. 2 is a left side elevational view thereof;
 FIG. 3 is a right side elevational view thereof;
 FIG. 4 is a front elevational view thereof;
 FIG. 5 is a rear elevational view thereof;
 FIG. 6 is a top plan view thereof; and,
 FIG. 7 is a bottom plan view thereof.

The broken lines shown are included for the purpose of illustrating the unclaimed portions of the article and form no part of the claimed design.

1 Claim, 5 Drawing Sheets

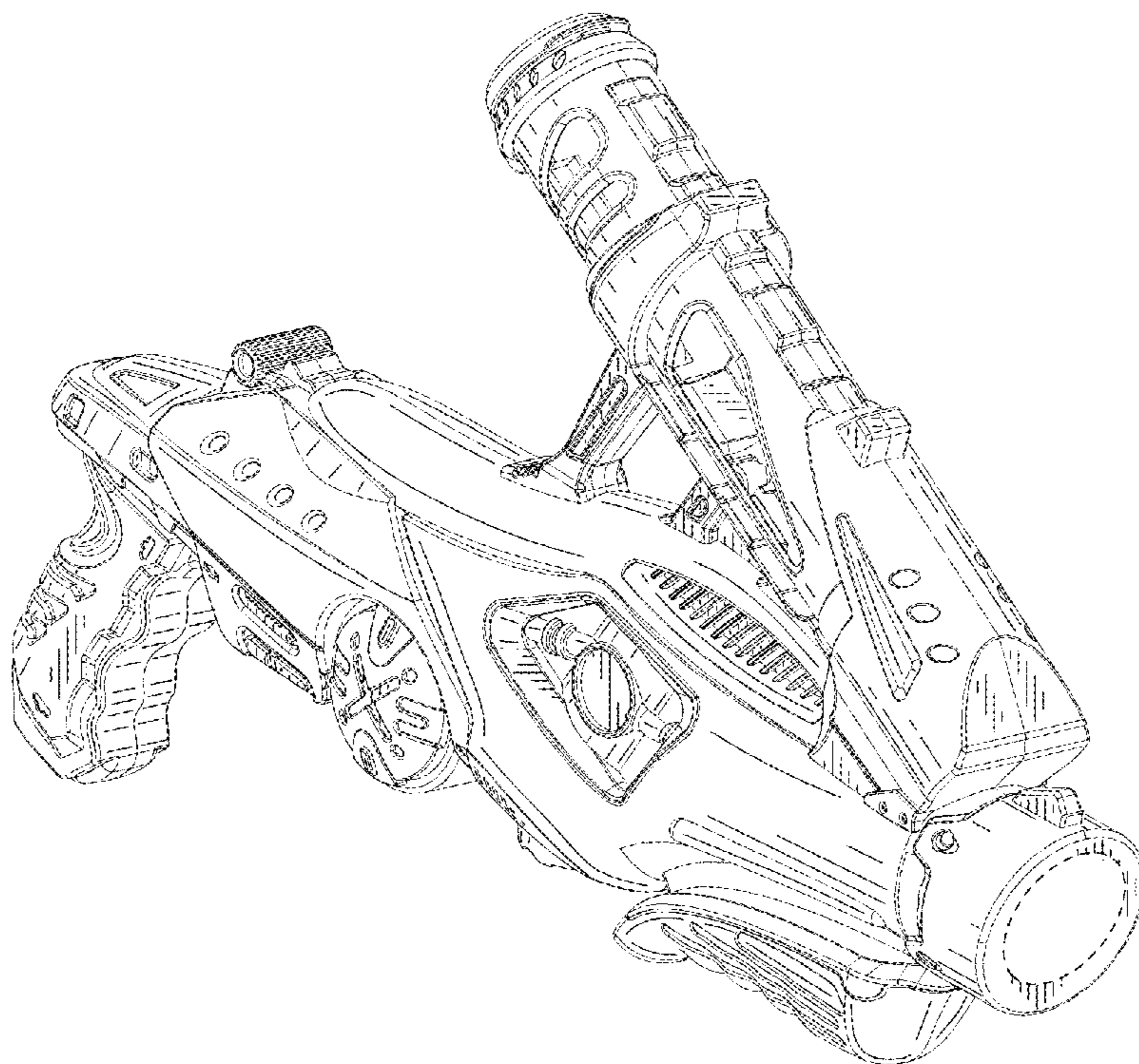


FIG. 1

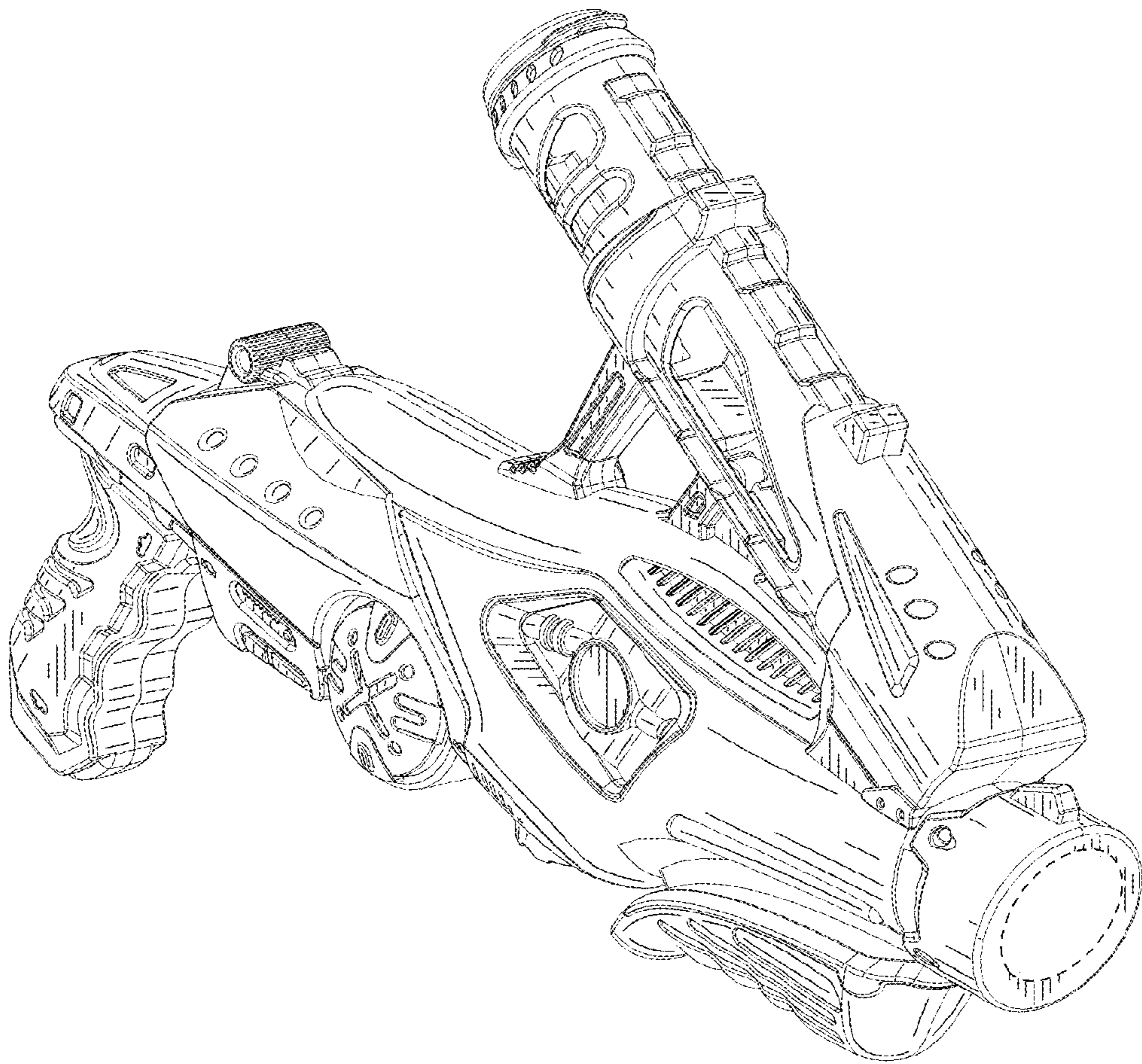


FIG. 2

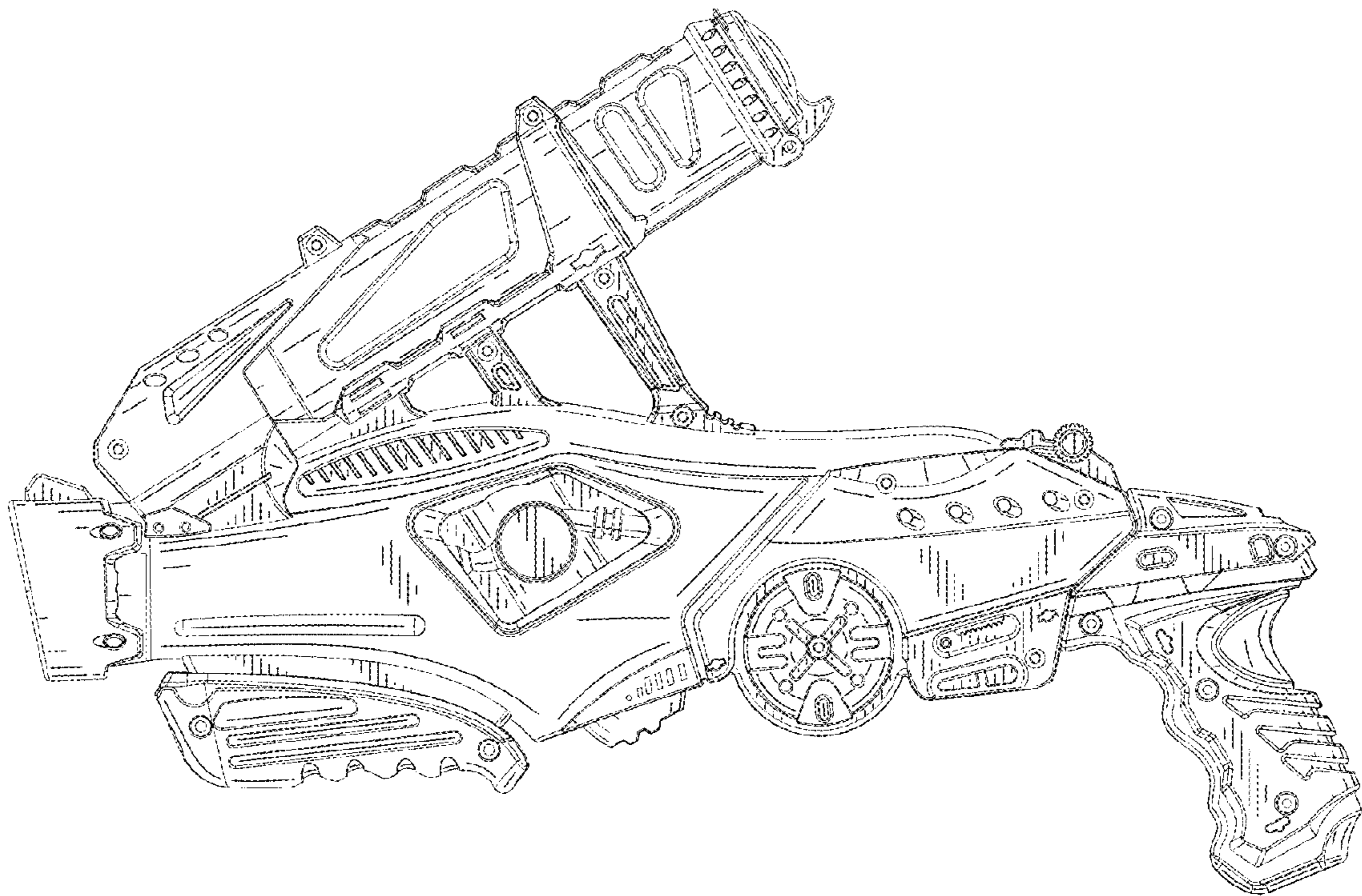


FIG. 3

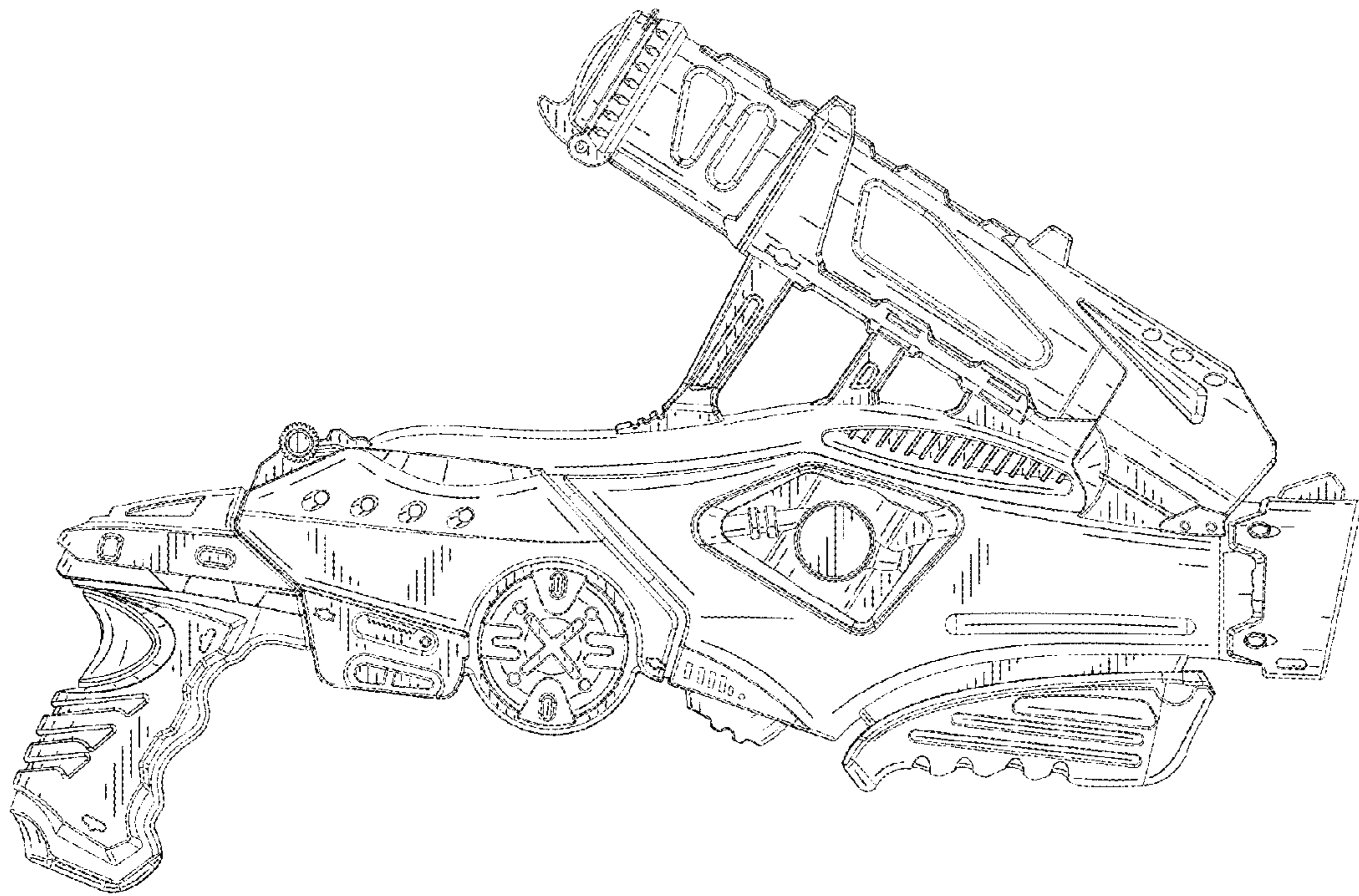


FIG. 4

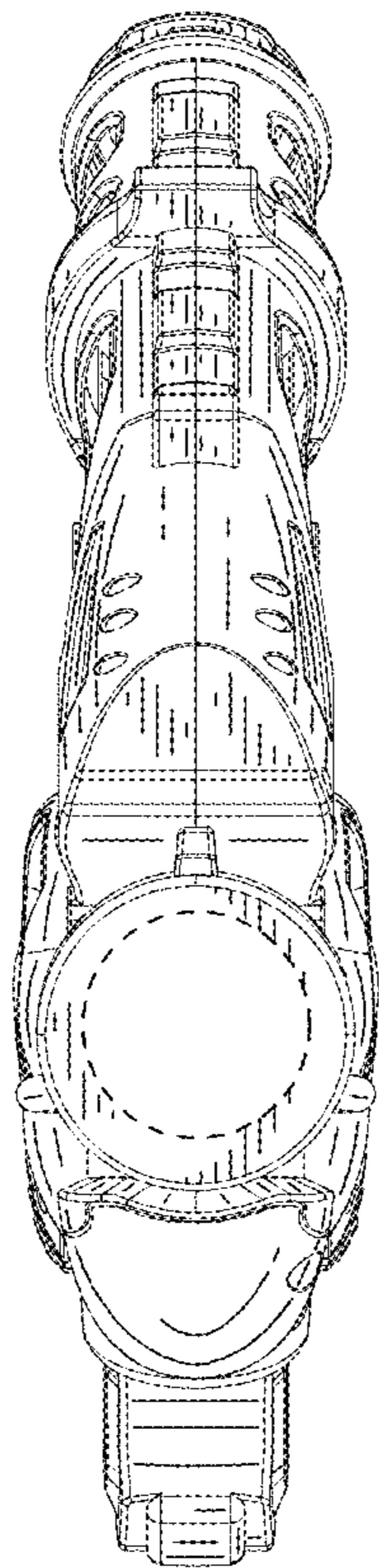


FIG. 5

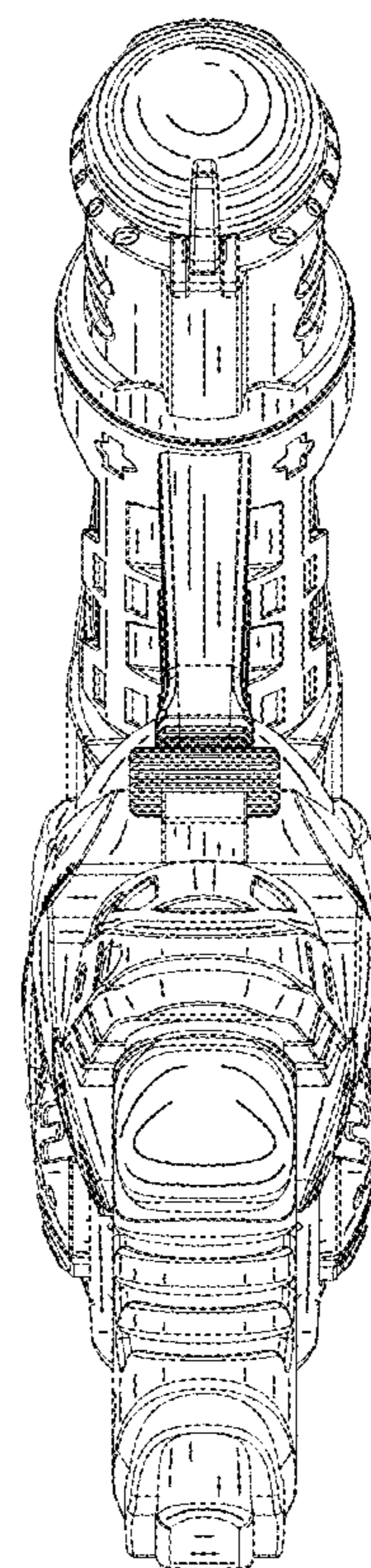


FIG. 6

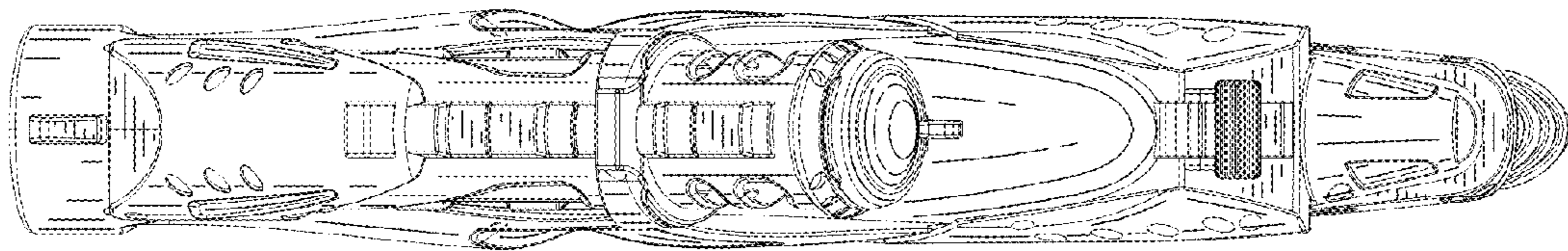


FIG. 7

