

US00D730996S

(12) **United States Design Patent**
Kichijo et al.

(10) **Patent No.:** **US D730,996 S**
(45) **Date of Patent:** **** Jun. 2, 2015**

(54) **ASSEMBLING TOY BLOCK**

(56) **References Cited**

U.S. PATENT DOCUMENTS

(71) Applicant: **Yoshiritsu Kabushiki Kaisha**,
Yoshino-gun, Nara (JP)
(72) Inventors: **Hiroshi Kichijo**, Nara (JP); **Yoshiie**
Kichijo, Nara (JP)
(73) Assignee: **Yoshiritsu Kabushiki Kaisha**, Nara (JP)

D188,549 S * 8/1960 Preu et al. D21/488
4,789,370 A * 12/1988 Ellefson 446/113
D398,337 S * 9/1998 LaPointe D21/484
D588,208 S * 3/2009 Sinisi et al. D21/502
D605,236 S * 12/2009 Sinisi et al. D21/502
D623,241 S * 9/2010 Ruble, IV D21/488
D641,803 S * 7/2011 Kichijo et al. D21/489
2005/0106989 A1 * 5/2005 Rincover 446/85

(**) Term: **14 Years**

* cited by examiner
Primary Examiner — Cynthia M Chin

(21) Appl. No.: **29/489,427**

(74) *Attorney, Agent, or Firm* — Wenderoth, Lind & Ponack,
L.L.P.

(22) Filed: **Apr. 30, 2014**

(57) **CLAIM**
The ornamental design for an assembling toy block, as shown
and described.

(30) **Foreign Application Priority Data**

DESCRIPTION

Nov. 19, 2013 (JP) 2013-027041

(51) **LOC (10) Cl.** **21-01**

(52) **U.S. Cl.**
USPC **D21/489**

(58) **Field of Classification Search**
USPC 446/69, 85, 102-128; 434/208, 259,
434/403; 273/153, 156, 160; 428/174
CPC A63H 33/00; A63H 33/04; A63H 33/06;
A63H 33/08; A63H 33/10; A63H 33/12;
A63H 33/14; A63F 9/08; A63F 9/12; G09B
1/36

FIG. 1 is a perspective view of an assembling toy block
according to the present design;
FIG. 2 is a top plan view thereof;
FIG. 3 is a front view thereof;
FIG. 4 is a left-hand side view thereof;
FIG. 5 is an enlarged sectional view taken along line 5-5 of
FIG. 2;
FIG. 6 shows how the assembling toy block is used; and,
FIG. 7 shows how the assembling toy block is used.
A bottom plan view, a back view and a right-side view are
mirror images of FIGS. 2, 3, and 4, respectively, and thus are
omitted.

See application file for complete search history.

1 Claim, 3 Drawing Sheets

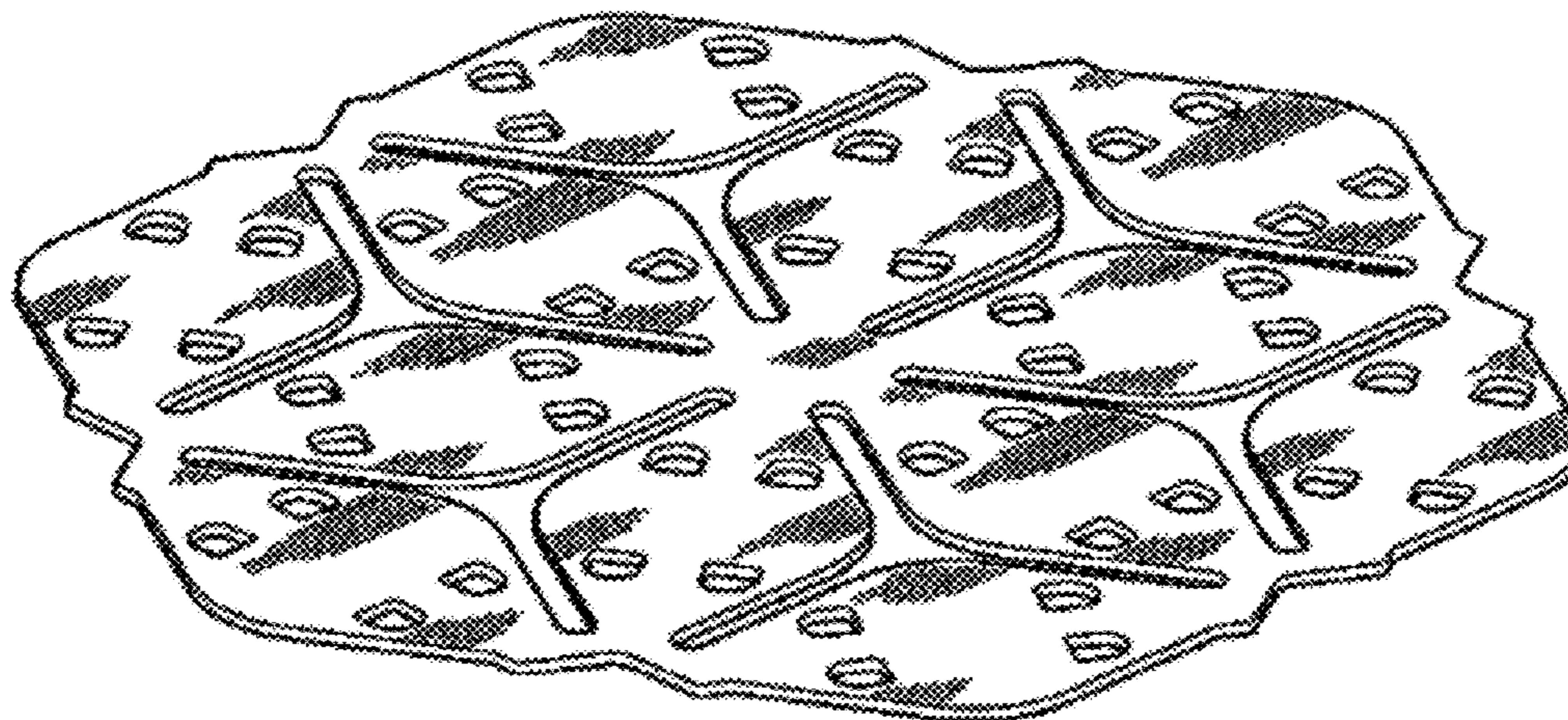


Fig. 1

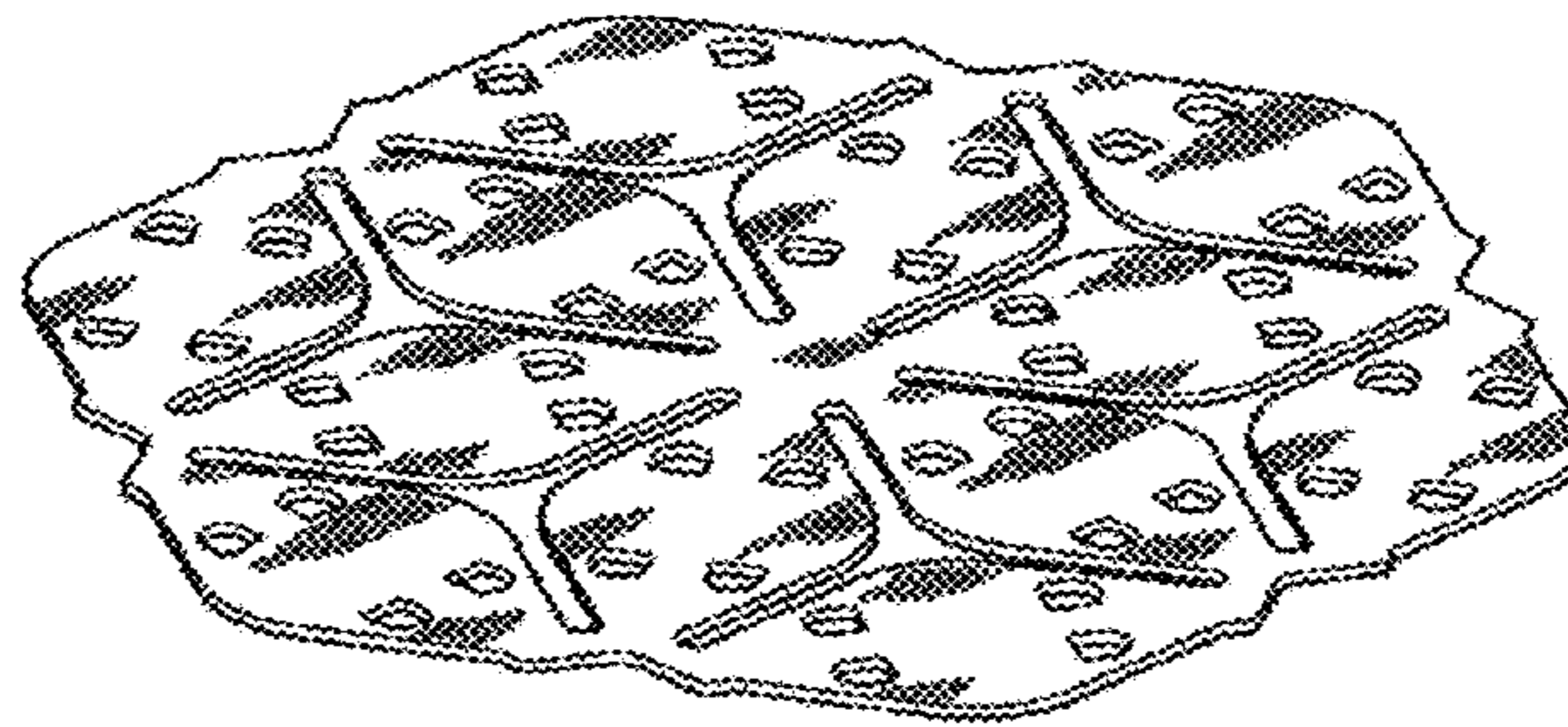


Fig. 2

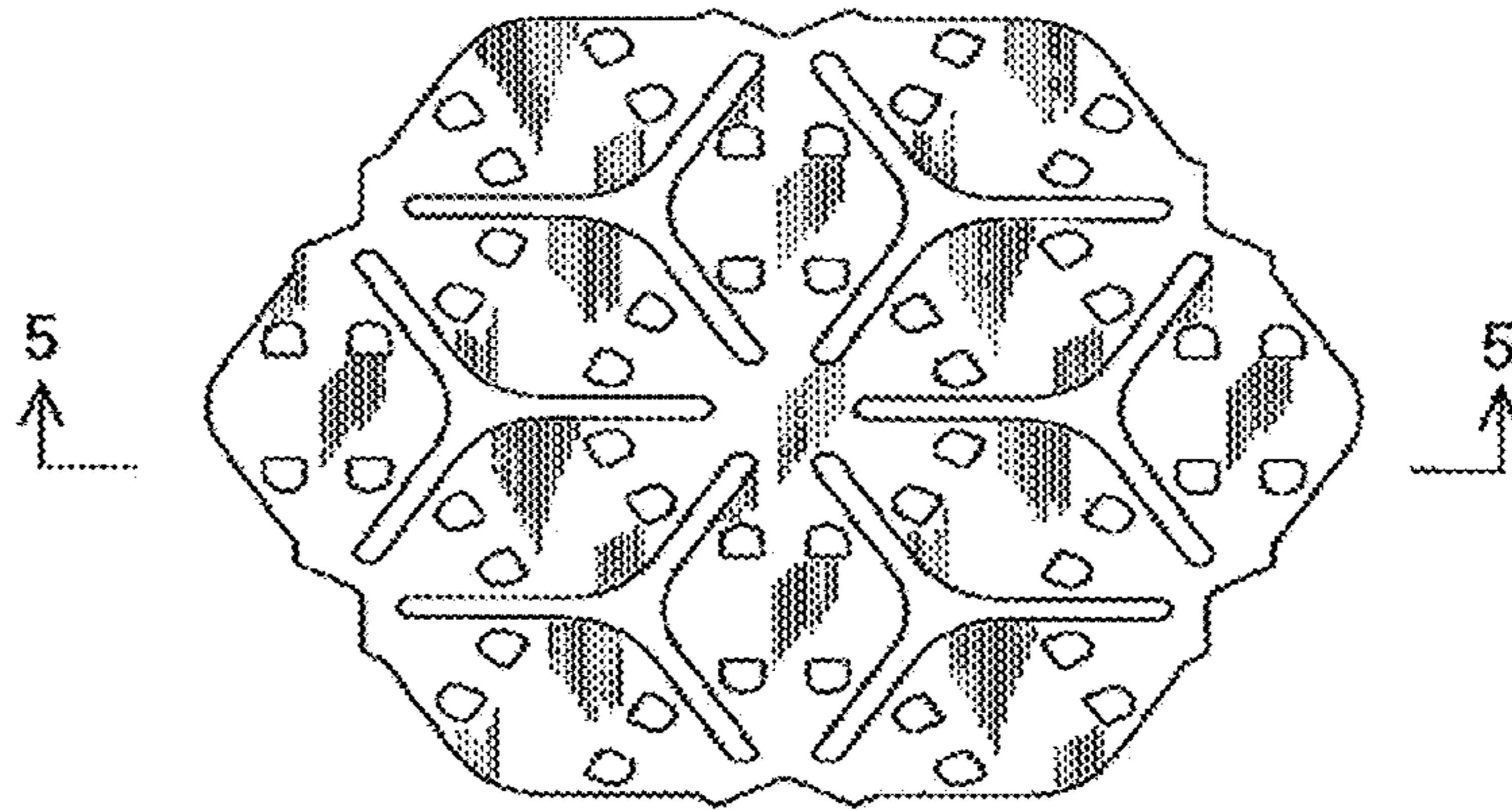


Fig. 3



Fig. 4



Fig. 5




Fig. 6

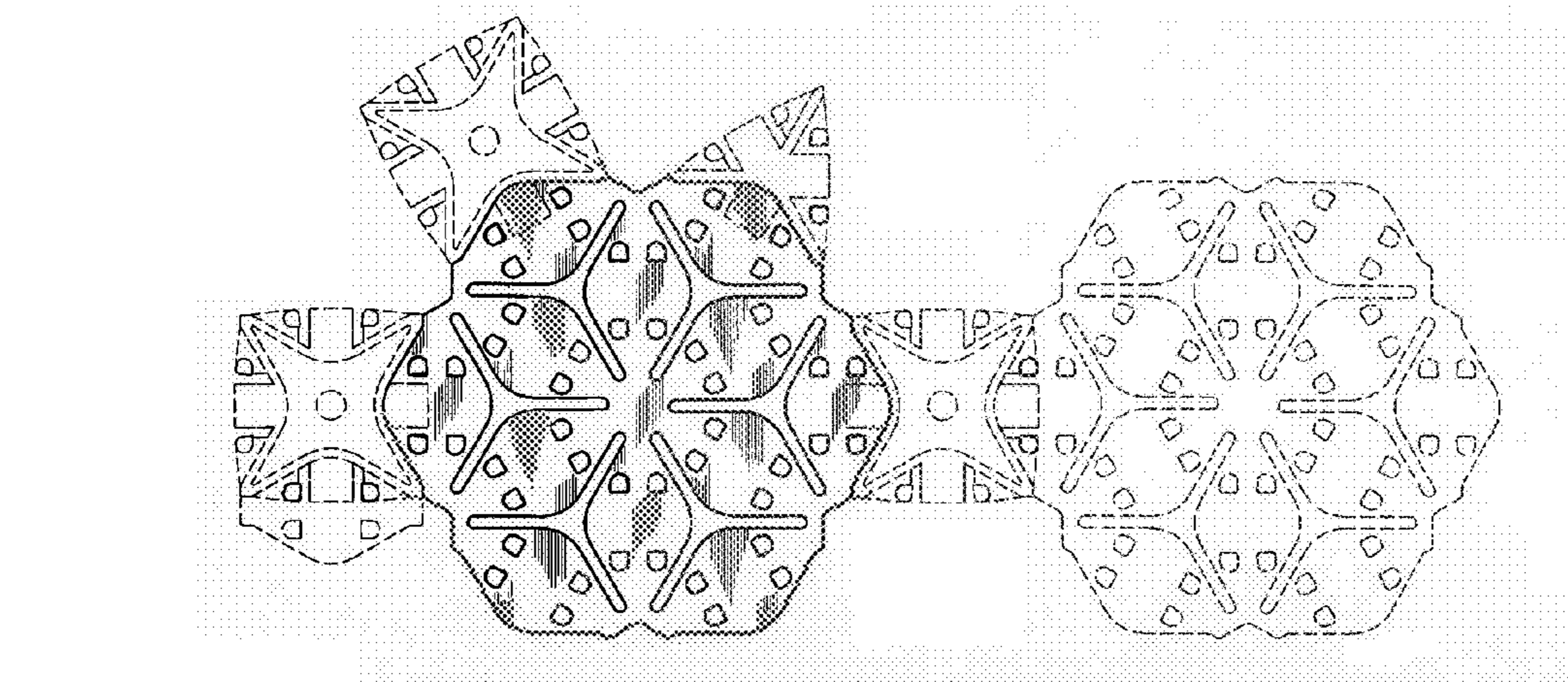
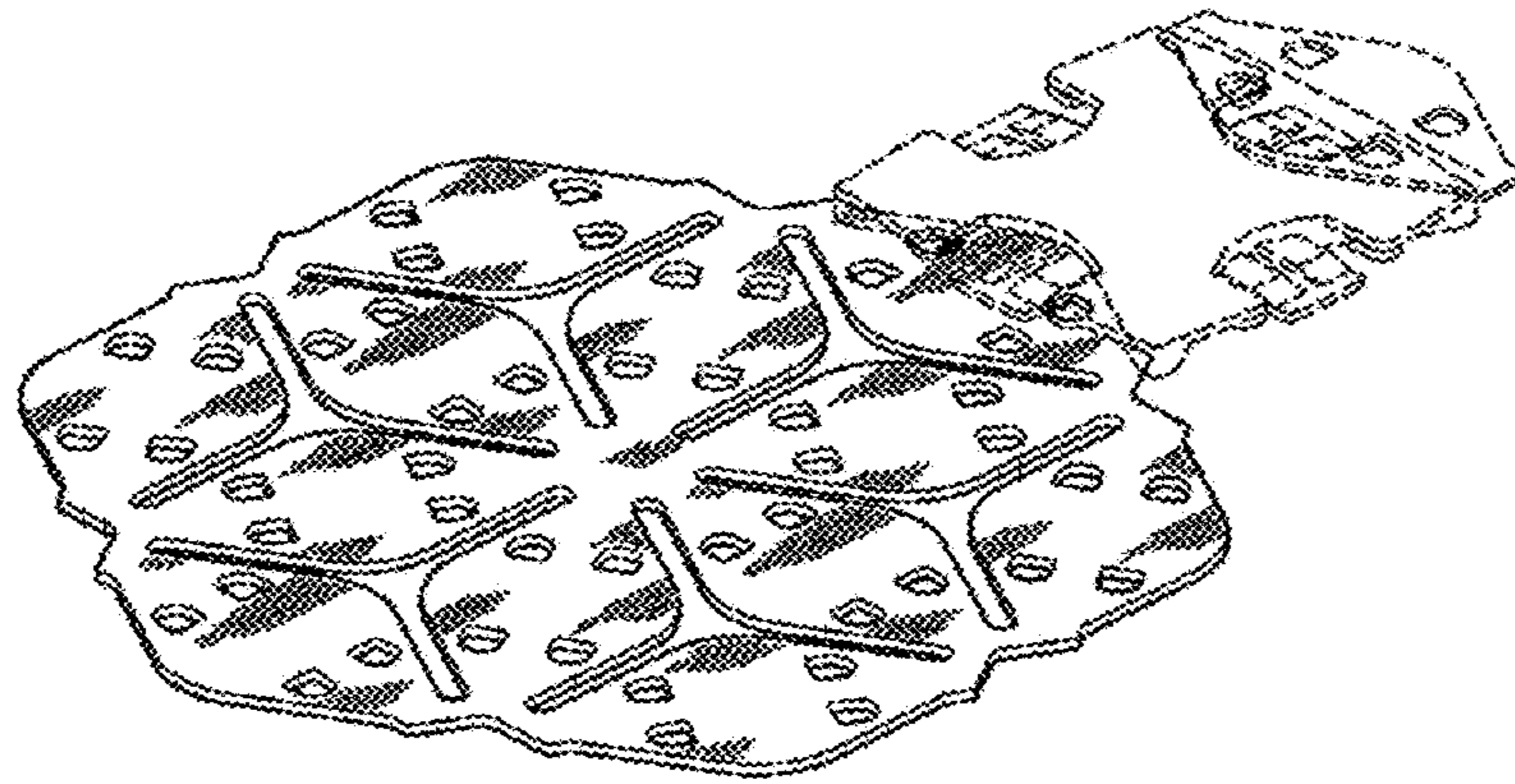


Fig. 7



UNITED STATES PATENT AND TRADEMARK OFFICE

CERTIFICATE OF CORRECTION

PATENT NO. : D730,996 S
APPLICATION NO. : 29/489427
DATED : June 2, 2015
INVENTOR(S) : Hiroshi Kichijo

Page 1 of 5

It is certified that error appears in the above-identified patent and that said Letters Patent is hereby corrected as shown below:

On the Title Page

Delete the title page and substitute therefore with the attached title page consisting of the corrected illustrative figure.

In the Drawings

Please replace Figures 1-7 with the attached replacement Figures 1-7.

Signed and Sealed this
Twentieth Day of June, 2017



Joseph Matal
*Performing the Functions and Duties of the
Under Secretary of Commerce for Intellectual Property and
Director of the United States Patent and Trademark Office*

(12) **United States Design Patent** (10) **Patent No.:** **US D730,996 S**
Kichijo et al. (45) **Date of Patent:** **** Jun. 2, 2015**

(54) **ASSEMBLING TOY BLOCK**

(71) Applicant: **Yoshiritsu Kabushiki Kaisha**,
 Yoshino-gun, Nara (JP)

(72) Inventors: **Hiroshi Kichijo**, Nara (JP); **Yoshiie Kichijo**, Nara (JP)

(73) Assignee: **Yoshiritsu Kabushiki Kaisha**, Nara (JP)

(**) Term: **14 Years**

(21) Appl. No.: **29/489,427**

(22) Filed: **Apr. 30, 2014**

(30) **Foreign Application Priority Data**

Nov. 19, 2013 (JP) 2013-027041

(51) **LOC (10) CL.** **21-01**

(52) **U.S. CL.**
 USPC **D21/489**

(58) **Field of Classification Search**
 USPC 446/69, 85, 102-128; 434/208, 259,
 434/403; 273/153, 156, 160; 428/174
 CPC A63H 33/00; A63H 33/04; A63H 33/06;
 A63H 33/08; A63H 33/10; A63H 33/12;
 A63H 33/14; A63F 9/08; A63F 9/12; G09B
 1/36

See application file for complete search history.

(56) **References Cited**

U.S. PATENT DOCUMENTS

D188,549 S * 8/1960 Preu et al. D21/488
 4,789,370 A * 12/1988 Ellefson 446/113
 D398,337 S * 9/1998 LaPointe D21/484
 D588,208 S * 3/2009 Sinisi et al. D21/502
 D605,236 S * 12/2009 Sinisi et al. D21/502
 D623,241 S * 9/2010 Ruble, IV D21/488
 D641,803 S * 7/2011 Kichijo et al. D21/489
 2005/0106989 A1* 5/2005 Rincover 446/85

* cited by examiner

Primary Examiner — Cynthia M Chin
 (74) *Attorney, Agent, or Firm* — Wenderoth, Lind & Ponack,
 L.L.P.

(57) **CLAIM**
 The ornamental design for an assembling toy block, as shown
 and described.

DESCRIPTION

FIG. 1 is a perspective view of an assembling toy block
 according to the present design;
 FIG. 2 is a top plan view thereof;
 FIG. 3 is a front view thereof;
 FIG. 4 is a left-hand side view thereof;
 FIG. 5 is an enlarged sectional view taken along line 5-5 of
 FIG. 2;
 FIG. 6 shows how the assembling toy block is used; and,
 FIG. 7 shows how the assembling toy block is used.
 A bottom plan view, a back view and a right-side view are
 mirror images of FIGS. 2, 3, and 4, respectively, and thus are
 omitted.

1 Claim, 3 Drawing Sheets

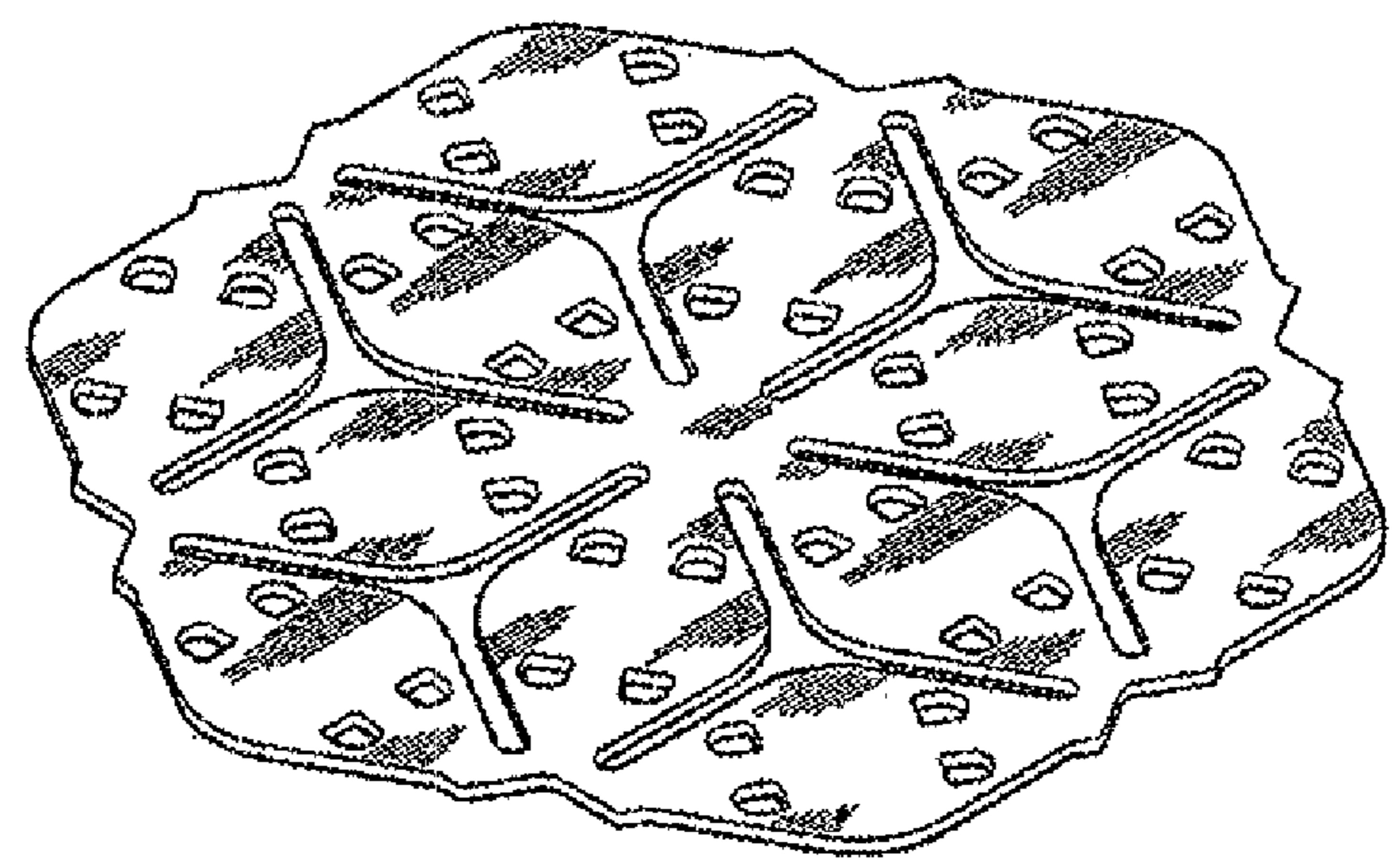


Fig. 1

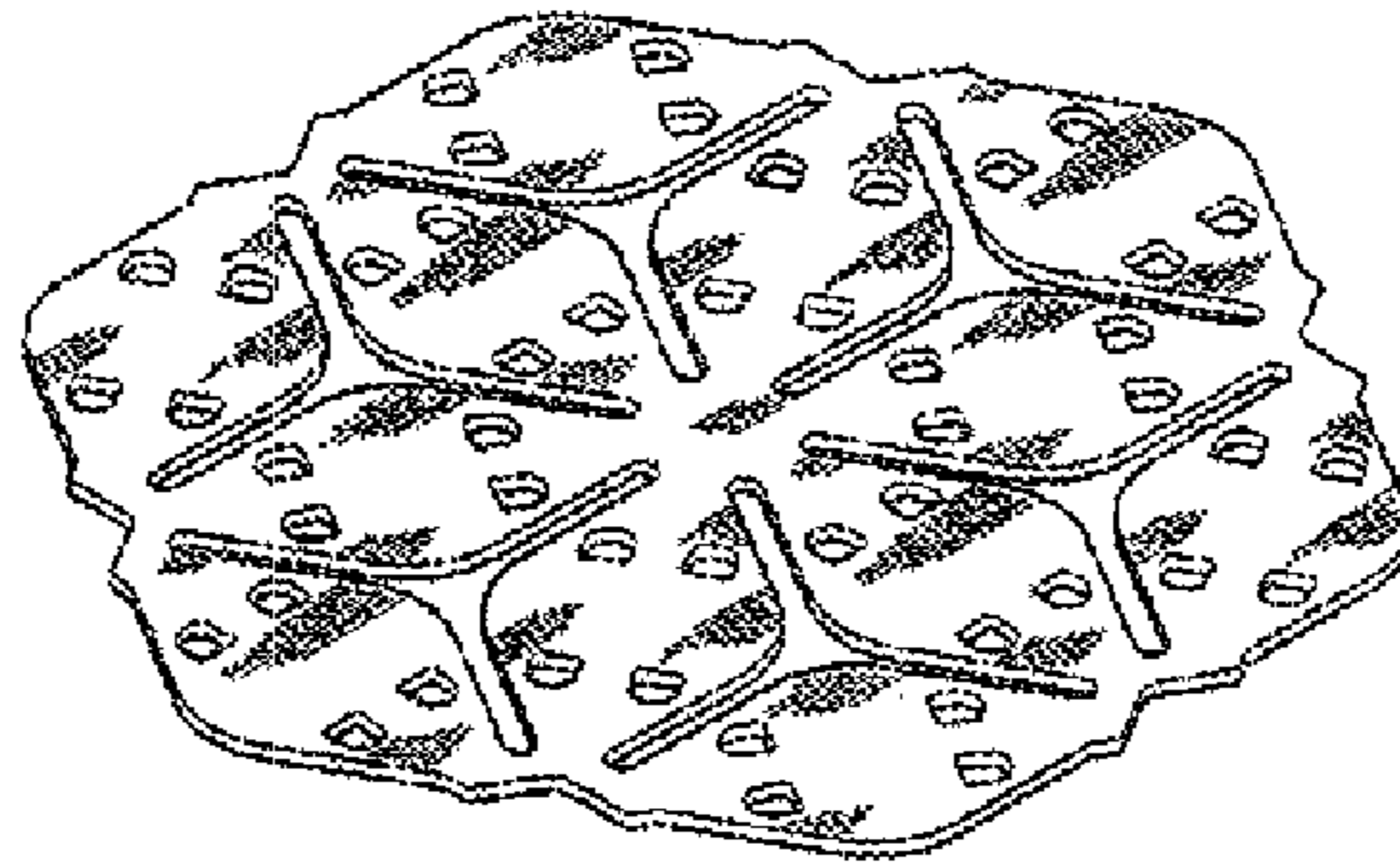


Fig. 2

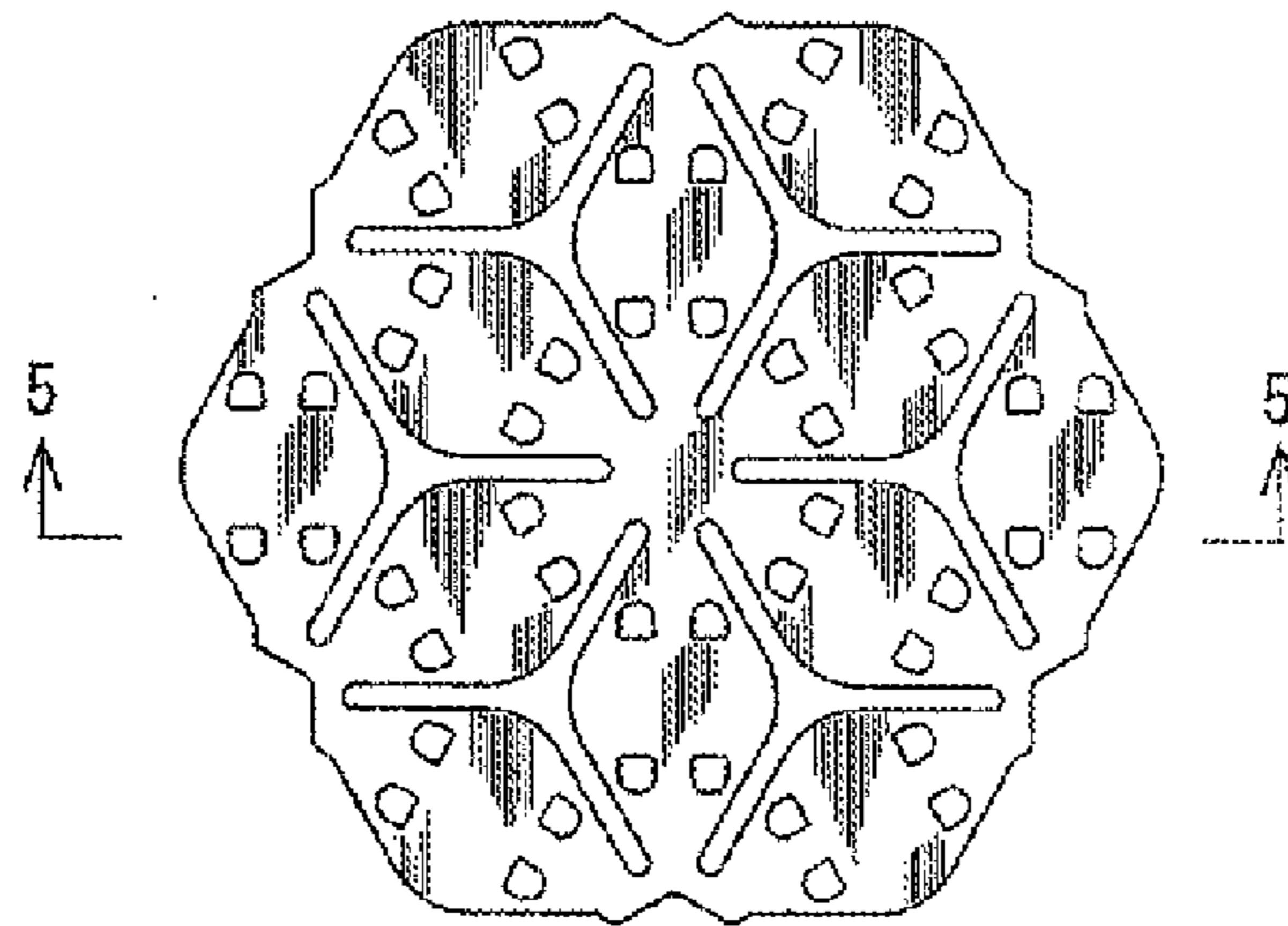


Fig. 3




Fig. 4



Fig. 5



Fig. 6

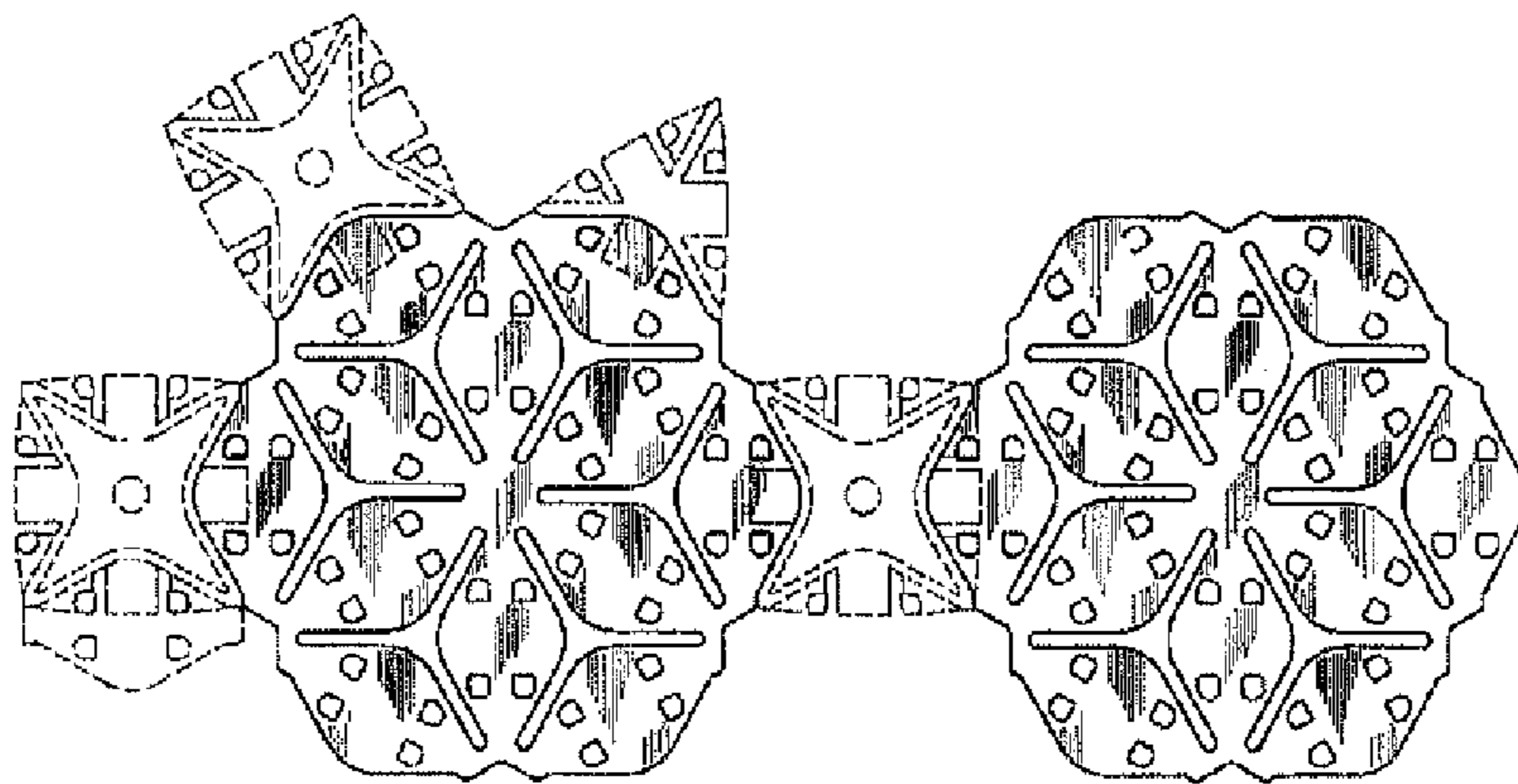


Fig. 7

