



US00D730987S

(12) **United States Design Patent**
Schnug

(10) **Patent No.:** **US D730,987 S**
(45) **Date of Patent:** **** Jun. 2, 2015**

(54) **WRITING INSTRUMENT**

(71) Applicant: **Christoph Schnug**, Berlin (DE)

(72) Inventor: **Christoph Schnug**, Berlin (DE)

(73) Assignee: **PRODIR, S.A.** (CH)

(**) Term: **14 Years**

(21) Appl. No.: **29/481,615**

(22) Filed: **Feb. 7, 2014**

(30) **Foreign Application Priority Data**

Nov. 29, 2013 (WO) DM/082 338

(51) **LOC (10) Cl.** **19-06**

(52) **U.S. Cl.**
USPC **D19/171; D19/927**

(58) **Field of Classification Search**
USPC D14/411; D19/115-204; 401/52,
401/99-109, 192, 195, 196
CPC B43K 5/005; B43K 7/00; B43K 7/01;
B43K 7/10; B43K 8/02; B43K 8/022; B43K
8/024; B43K 8/026; B43K 8/028; B43K 8/03;
B43K 11/00; B43K 11/005; B65D 50/04;
B65D 2101/0038

See application file for complete search history.

(56) **References Cited**

U.S. PATENT DOCUMENTS

3,219,016 A * 11/1965 Hechtle 401/31
D458,964 S * 6/2002 Nakazawa D19/48

D523,081 S * 6/2006 Pellissa Beneyto D19/51
D546,385 S * 7/2007 Bhavnani D19/41
D564,026 S * 3/2008 Bhavnani D19/51
D615,589 S * 5/2010 Hillemann D19/45
D626,176 S * 10/2010 Rommel D19/50
D644,691 S * 9/2011 Pagani D19/51
D650,012 S * 12/2011 Losel D19/50
D662,985 S * 7/2012 Liu D19/51
D663,770 S * 7/2012 Koch D19/47
D685,424 S * 7/2013 Allemeier D19/49
D690,360 S * 9/2013 Jin D19/173
D694,326 S * 11/2013 Cambianica D19/186
D697,970 S * 1/2014 Jin D19/933
D700,652 S * 3/2014 Fischer D19/170
D712,481 S * 9/2014 Okuku Lira-Nunez
et al. D19/185

* cited by examiner

Primary Examiner — Elizabeth Albert

(74) *Attorney, Agent, or Firm* — David I. Roche; Baker & McKenzie LLP

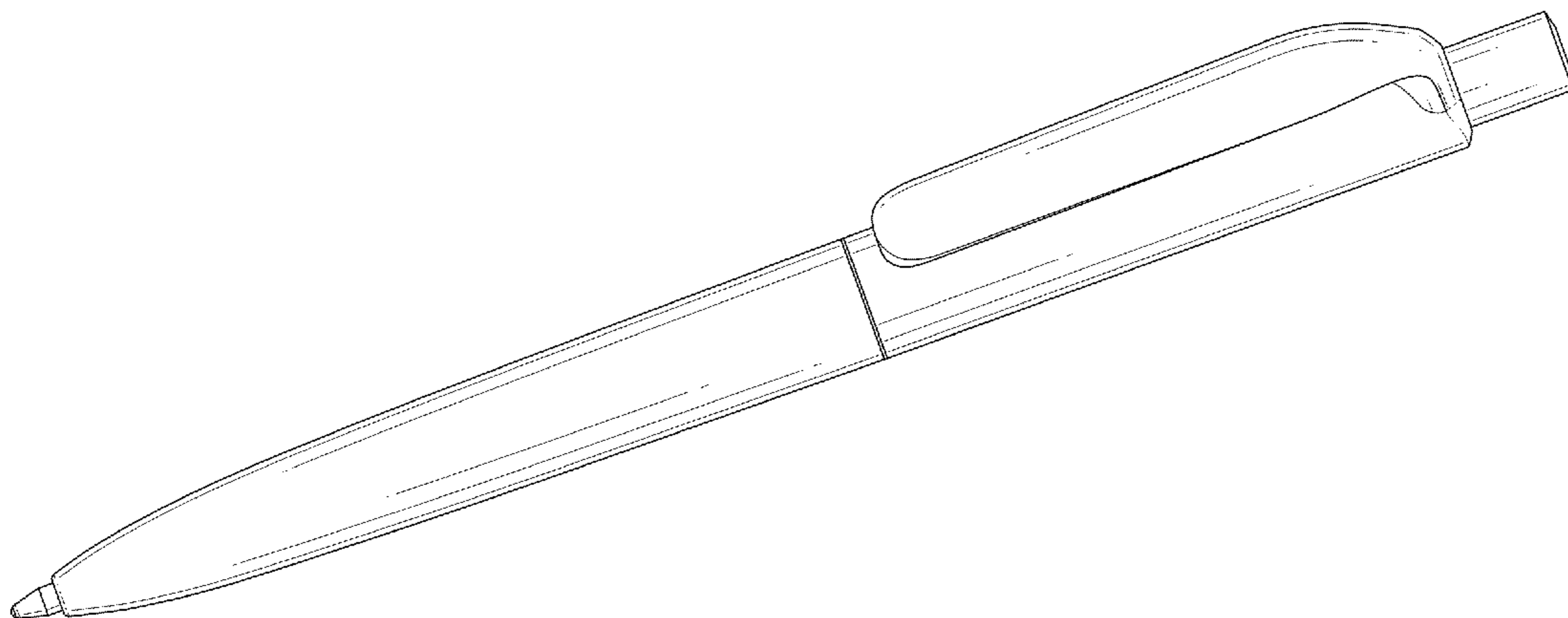
(57) **CLAIM**

The ornamental design for a writing instrument, as shown and described.

DESCRIPTION

FIG. 1 is a perspective view of a writing instrument showing my new design;
FIG. 2 is a front elevational view thereof;
FIG. 3 is a rear elevational view thereof;
FIG. 4 is a side elevational view thereof;
FIG. 5 is an alternate side elevational view thereof;
FIG. 6 is a top plan view thereof; and,
FIG. 7 is a bottom plan view thereof.

1 Claim, 6 Drawing Sheets



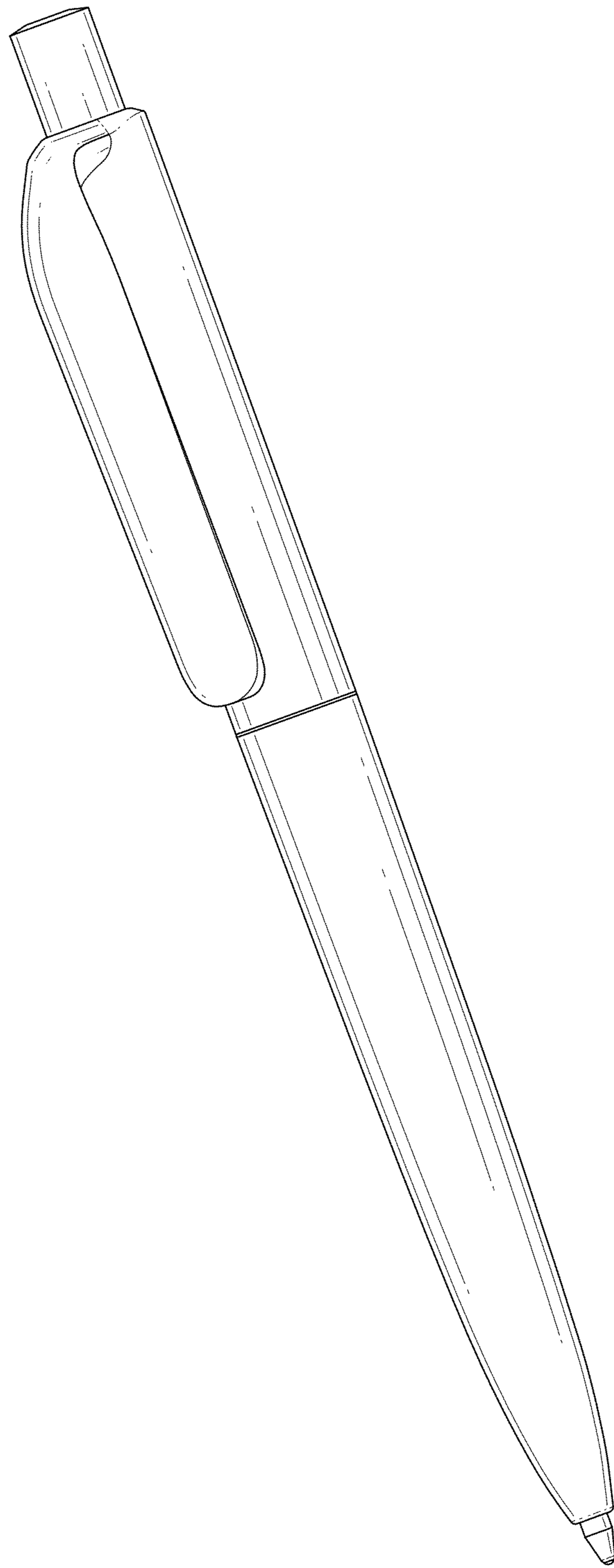


FIG. 1




FIG. 2




FIG. 3




FIG. 4

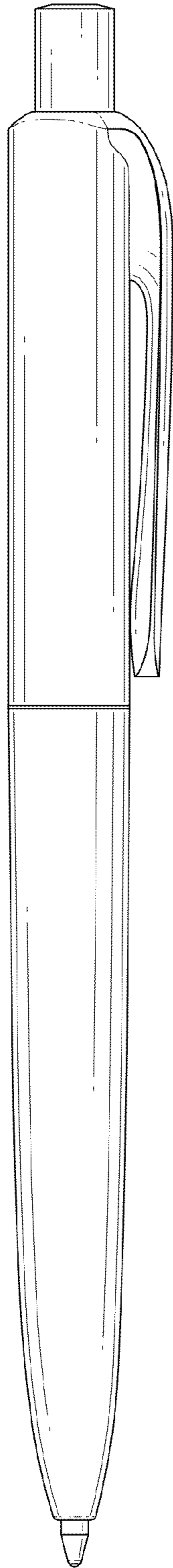


FIG. 5

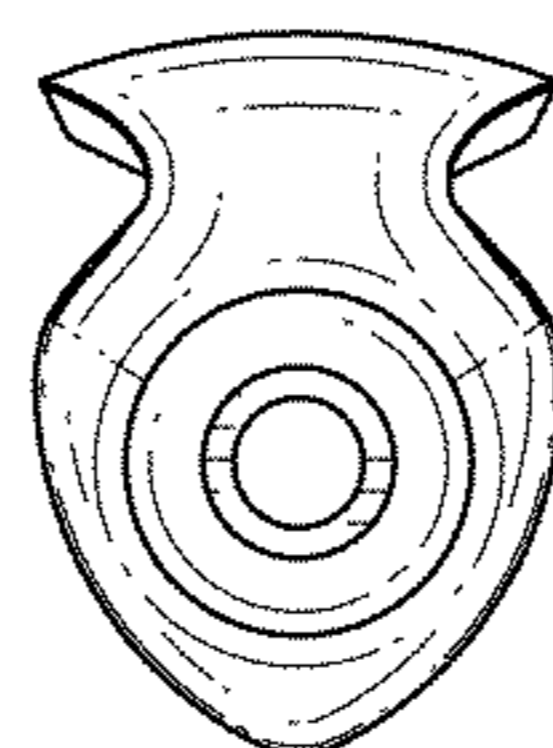


FIG. 6

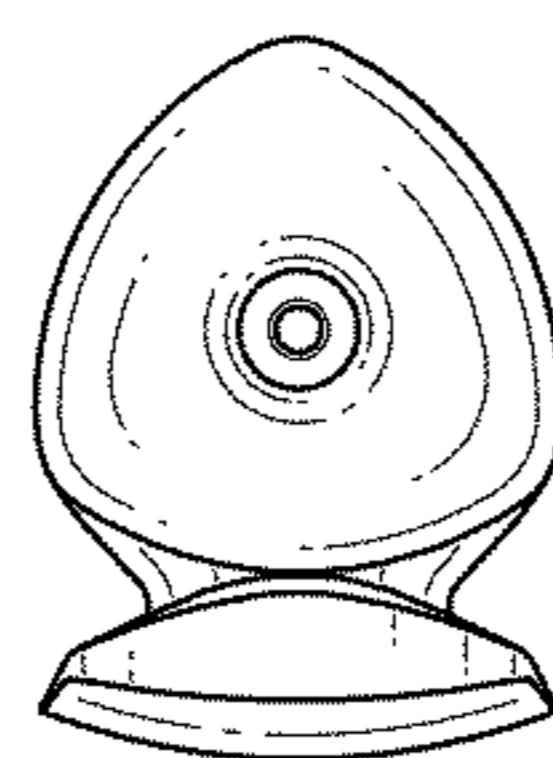


FIG. 7