



US00D730981S

(12) **United States Design Patent**
Solomon et al.

(10) **Patent No.:** **US D730,981 S**
(45) **Date of Patent:** **** Jun. 2, 2015**

(54) **FORM**

- (71) Applicant: **Myriad Genetics, Inc.**, Salt Lake City, UT (US)
- (72) Inventors: **Cindy H. Solomon**, Salt Lake City, UT (US); **Karla R. Bowles**, Cottonwood Heights, UT (US); **Brian A. Allen**, Oakland, CA (US); **Eric T. Rosenthal**, Salt Lake City, UT (US); **Christopher Ho**, Park City, UT (US); **Kirsten H. Trahan**, Salt Lake City, UT (US); **Thomas M. Collins**, Danville, CA (US); **Devin Howells**, Salt Lake City, UT (US)

(**) Term: **14 Years**

(21) Appl. No.: **29/487,239**

(22) Filed: **Apr. 7, 2014**

(51) **LOC (10) Cl.** **19-01**

(52) **U.S. Cl.**
USPC **D19/1**

(58) **Field of Classification Search**
USPC D19/1-12, 20-34; 40/124.01-124.15, 40/672, 661, 726, 776, 617, 633; 229/72, 229/92, 92.1, 299.01; 206/449; D21/385; D20/10, 22, 40, 27, 42, 11; D14/435-437; D24/231; 705/2-3
CPC .. B42D 15/042; B42D 15/022; B42D 15/045; B42D 15/027; B65D 27/00

See application file for complete search history.

(56) **References Cited**

U.S. PATENT DOCUMENTS

D363,031	S	10/1995	Bruegmann et al.	
D418,538	S *	1/2000	Fabel	D19/1
D496,405	S *	9/2004	Stewart et al.	D20/27
D519,156	S	4/2006	McIntosh et al.	
D540,858	S *	4/2007	Pardus et al.	D19/1
D602,167	S *	10/2009	Coyne et al.	D24/231
D608,389	S *	1/2010	Bishop et al.	D19/1
D624,119	S *	9/2010	Marshall et al.	D19/1
D624,120	S	9/2010	Marshall et al.	
D628,625	S *	12/2010	Marshall et al.	D19/1
D650,009	S *	12/2011	Tetrault	D19/1
D660,355	S	5/2012	Tetrault	
D662,976	S	7/2012	Tetrault	
D664,195	S *	7/2012	Rosenthal et al.	D19/3
D665,023	S	8/2012	Schirmer	
D689,066	S	9/2013	Santos et al.	

* cited by examiner

Primary Examiner — Caron D Veynar

Assistant Examiner — Abraham Bahta

(74) *Attorney, Agent, or Firm* — Foley Hoag LLP

(57) **CLAIM**

The ornamental design for a form, as shown and described.

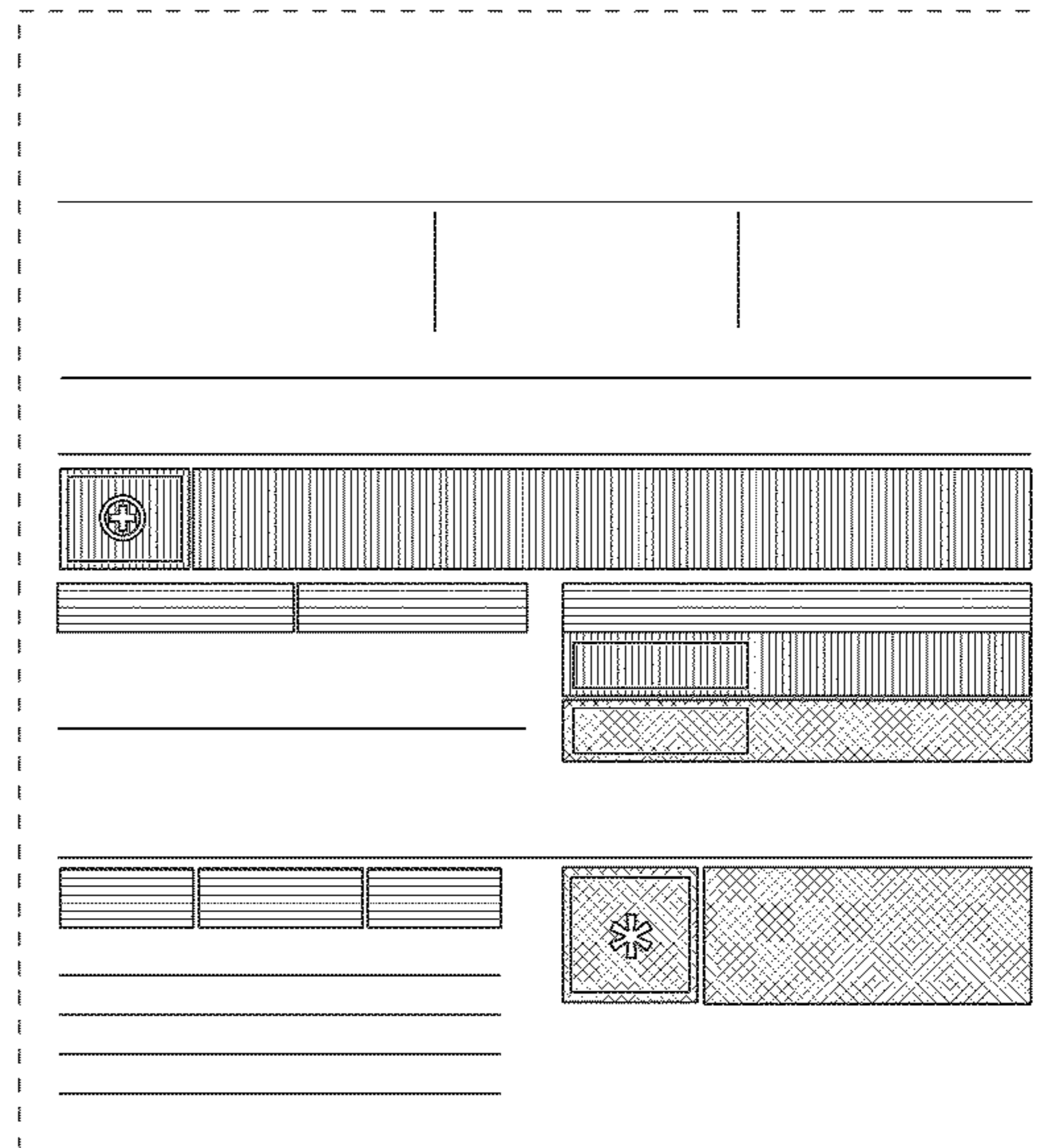
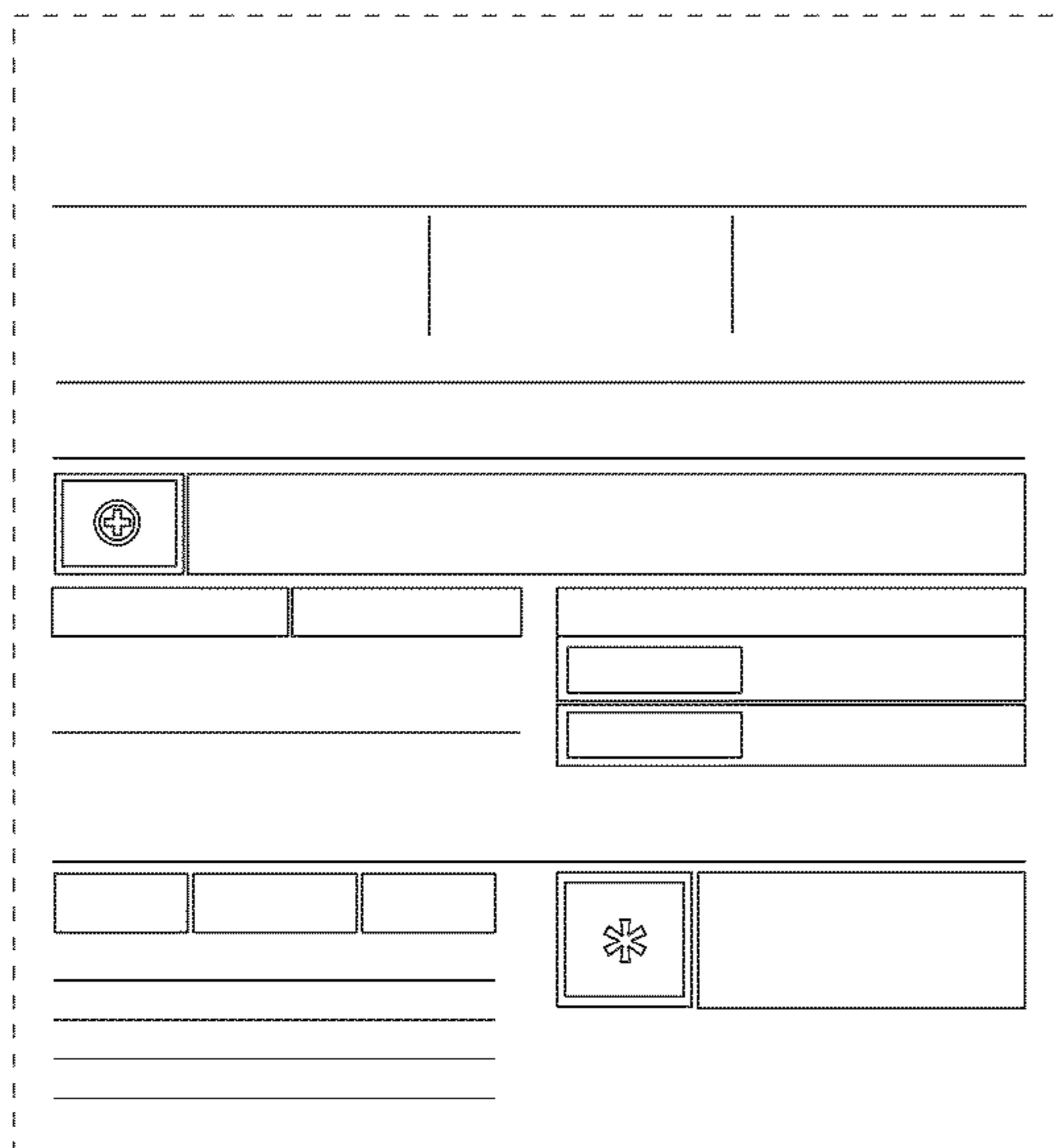
DESCRIPTION

FIG. 1 is a front view of a first embodiment of a form showing our new design; and,

FIG. 2 is a front view of a second embodiment of a form showing our new design, wherein the vertical line pattern represents the color red, the horizontal line pattern represents the color blue, and the cross-hatch pattern represents the color orange.

The outer rectangular broken lines shown in FIGS. 1 and 2 are for illustrative purposes only and form no part of the claimed design.

1 Claim, 2 Drawing Sheets



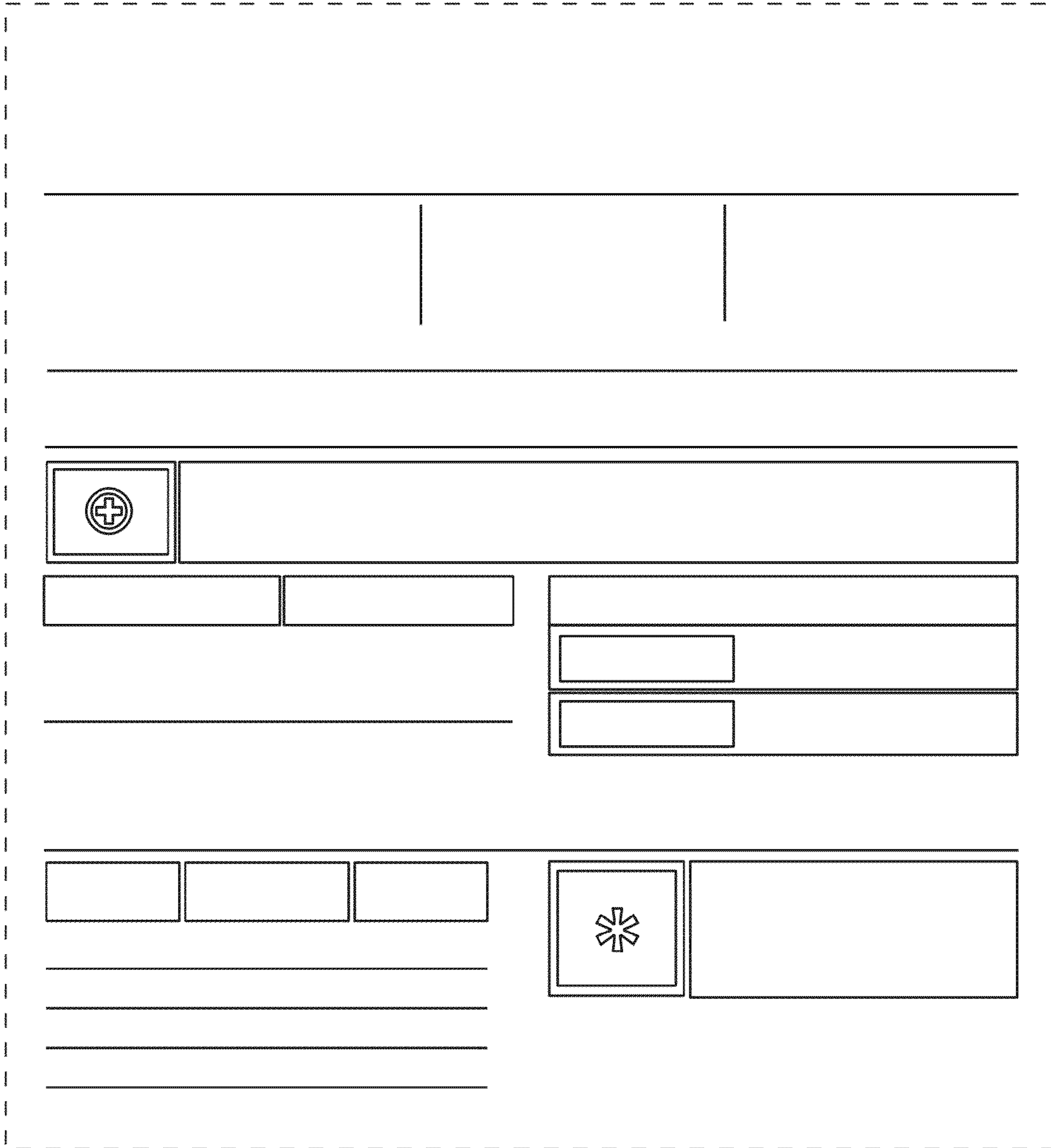


FIG. 1

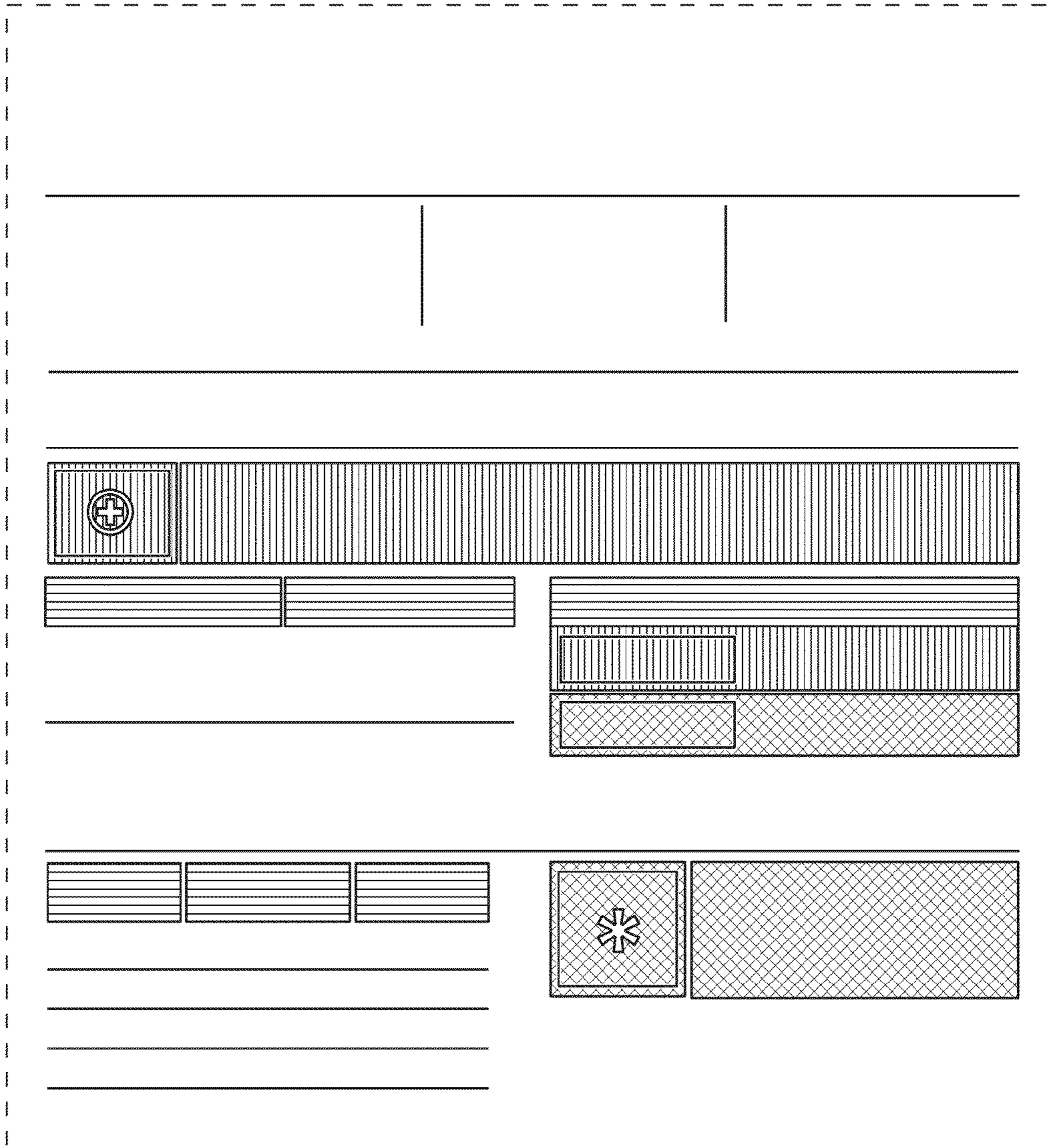


FIG. 2