



US00D730931S

(12) **United States Design Patent**  
**Jiang et al.**

(10) **Patent No.:** **US D730,931 S**  
(45) **Date of Patent:** **\*\* Jun. 2, 2015**

- (54) **PORTION OF A DISPLAY SCREEN WITH ANIMATED GRAPHICAL USER INTERFACE**
- (71) Applicant: **Tencent Technology (Shenzhen) Company Limited**, Shenzhen, Guangdong (CN)
- (72) Inventors: **Ning Jiang**, Shenzhen (CN); **Zhongli Dong**, Shenzhen (CN); **Chen Zhou**, Shenzhen (CN); **Qian Wu**, Shenzhen (CN)
- (73) Assignee: **Tencent Technology (Shenzhen) Company Limited** (CN)
- (\*\*) Term: **14 Years**
- (21) Appl. No.: **29/445,127**
- (22) Filed: **Feb. 7, 2013**
- (51) **LOC (10) Cl.** ..... **14-04**
- (52) **U.S. Cl.**  
USPC ..... **D14/487**
- (58) **Field of Classification Search**  
USPC ..... D14/485, 486, 487, 488, 489, 490, 491, D14/492, 493; 715/810, 835, 836, 837, 839, 715/840, 846, 847; D20/11  
CPC ..... G06F 3/04817  
See application file for complete search history.

(56) **References Cited**

U.S. PATENT DOCUMENTS

D463,401 S *	9/2002	Miyazaki	.....	D14/217
D622,281 S *	8/2010	Maitlen et al.	.....	D14/485
D697,525 S *	1/2014	Nishizawa et al.	.....	D14/487
2008/0163119 A1 *	7/2008	Kim et al.	.....	715/840

\* cited by examiner

*Primary Examiner* — Cynthia Underwood

(74) *Attorney, Agent, or Firm* — Design IP

(57) **CLAIM**

The ornamental design for a portion of a display screen with animated graphical user interface, as shown and described.

**DESCRIPTION**

FIG. 1 is a front view of a first image of a first embodiment of a portion of a display screen with animated graphical user interface showing our new design;

FIG. 2 is a front view of a second image thereof;  
 FIG. 3 is a front view of a third image thereof;  
 FIG. 4 is a front view of a fourth image thereof;  
 FIG. 5 is a front view of a fifth image thereof;  
 FIG. 6 is a front view of a sixth image thereof;  
 FIG. 7 is a front view of a seventh image thereof;  
 FIG. 8 is a front view of an eighth image thereof;  
 FIG. 9 is a front view of a first image of a second embodiment of a portion of a display screen with animated graphical user interface showing our new design;  
 FIG. 10 is a front view of a second image thereof;  
 FIG. 11 is a front view of a third image thereof;  
 FIG. 12 is a front view of a fourth image thereof;  
 FIG. 13 is a front view of a fifth image thereof;  
 FIG. 14 is a front view of a sixth image thereof;  
 FIG. 15 is a front view of a seventh image thereof; and,  
 FIG. 16 is a front view of an eighth image thereof.

In the first embodiment, the appearance of the transitional image sequentially transitions between the images shown in FIGS. 1 through 8. In the second embodiment, the appearance of the transitional image sequentially transitions between the images shown in FIGS. 9 through 14. In the third embodiment, the appearance of the transitional image sequentially transitions between the images shown in FIGS. 15 through 22. In the fourth embodiment, the appearance of the transitional image sequentially transitions between the images shown in FIGS. 23 through 30. In the fifth embodiment, the appearance of the transitional image sequentially transitions between the images shown in FIGS. 32 through 36. The process or period in which one image transitions to another image forms no part of the claimed design. The broken line showing of a portion of a display screen in FIGS. 1 through 36 forms no part of the claimed design. The broken line showing of text and portions of the graphical user interface in FIGS. 1 through 36 represents environmental subject matter and forms no part of the claimed design. The number “3” appearing in FIGS. 1 through 12 and 31 through 36 and the number “5” appearing in FIGS. 22 through 30 represent environmental subject matter and forms no part of the claimed design.

**1 Claim, 16 Drawing Sheets**






FIG. 1




FIG. 2




FIG. 3




FIG. 4




FIG. 5




FIG. 6




FIG. 7






FIG. 8




FIG. 9




FIG. 10



FIG. 11




FIG. 12




FIG. 13




FIG. 14




FIG. 15






FIG. 16