



US00D730924S

(12) **United States Design Patent**
Nagaoka

(10) **Patent No.:** **US D730,924 S**
(45) **Date of Patent:** **** Jun. 2, 2015**

(54) **DISPLAY SCREEN WITH A GRAPHICAL USER INTERFACE**

- (71) Applicant: **Nissan Motor Co., Ltd.**, Yokohama, Kanagawa (JP)
- (72) Inventor: **Shuji Nagaoka**, Tokyo (JP)
- (73) Assignee: **Nissan Motor Co., Ltd.**, Yokohama (JP)
- (**) Term: **14 Years**
- (21) Appl. No.: **29/440,897**
- (22) Filed: **Dec. 28, 2012**
- (51) **LOC (10) Cl.** **14-04**
- (52) **U.S. Cl.**
USPC **D14/486**
- (58) **Field of Classification Search**
USPC D14/485–495; 715/700–978
CPC G01C 21/3635
See application file for complete search history.

(56) **References Cited**

U.S. PATENT DOCUMENTS

5,945,987	A *	8/1999	Dunn	715/718
5,956,024	A *	9/1999	Strickland et al.	715/717
D522,523	S *	6/2006	Parta	D14/486
D554,138	S *	10/2007	Evans et al.	D14/486
8,042,049	B2 *	10/2011	Killian et al.	715/740
D665,415	S *	8/2012	Gardner	D14/489
D665,416	S *	8/2012	Gardner	D14/489
2002/0149586	A1 *	10/2002	Maeda et al.	345/440
2004/0243307	A1 *	12/2004	Geelen	701/213
2008/0065996	A1 *	3/2008	Noel et al.	715/753
2012/0030613	A1 *	2/2012	Moshiri et al.	715/784

FOREIGN PATENT DOCUMENTS

JP	D1360176	S	5/2009
JP	D1383010	S	3/2010
JP	D1390327	S	6/2010
JP	D1396329	S	9/2010
JP	D1403288	S	12/2010
JP	D1403289	S	12/2010
JP	D1434228	S	2/2012
JP	D1434229	S	2/2012
JP	D1440582	S	5/2012
JP	D1441634	S	5/2012
JP	D1453675	S	10/2012
WO	WO 9852176	A1 *	11/1998

* cited by examiner

Primary Examiner — Ian Simmons

Assistant Examiner — Richelle G Shelton

(74) *Attorney, Agent, or Firm* — Global IP Counselors, LLP

(57) **CLAIM**

The ornamental design for a display screen with a graphical user interface, as shown and described.

DESCRIPTION

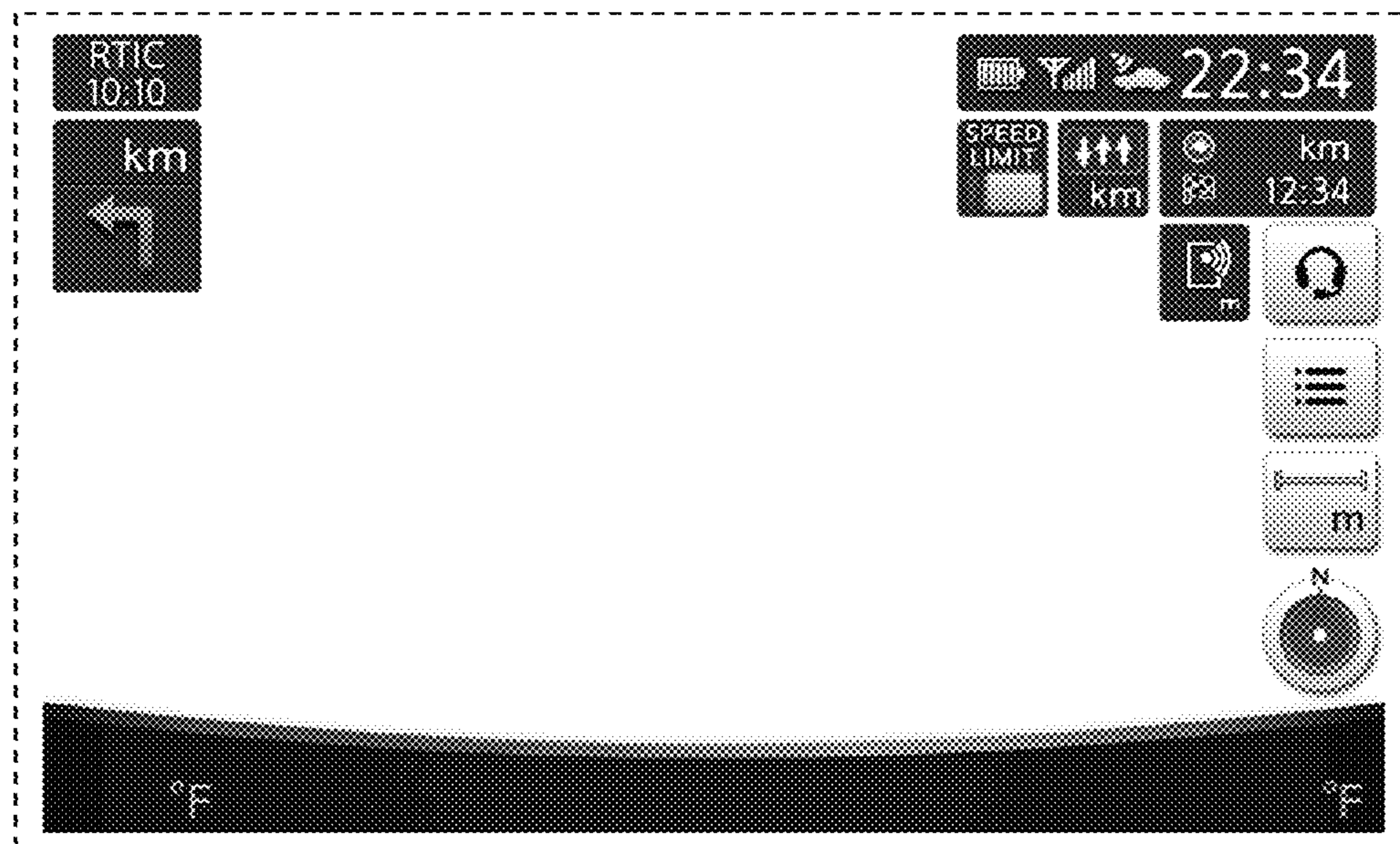
The patent file contains at least one drawing executed in color. Copies of this patent with a color drawing will be provided by the Office upon request and payment of the necessary fee.

FIG. 1 is a front view of a display screen with a graphical user interface in accordance with a first embodiment of my new design; and,

FIG. 2 is a front view of a display screen with a graphical user interface in accordance with a second embodiment of my new design.

The broken line showing of a display screen in all views forms no part of the claimed design.

1 Claim, 2 Drawing Sheets
(1 of 2 Drawing Sheet(s) Filed in Color)






FIG. 1




FIG. 2