



US00D730912S

(12) **United States Design Patent**  
**Liu**

(10) **Patent No.:** **US D730,912 S**  
(45) **Date of Patent:** **\*\* Jun. 2, 2015**

(54) **TABLET COMPUTER CASE**  
(71) Applicant: **Warren Liu**, Chino, CA (US)  
(72) Inventor: **Warren Liu**, Chino, CA (US)  
(73) Assignee: **GODIRECTINC.COM, INC.**, Chino, CA (US)  
(\*\*) Term: **14 Years**  
(21) Appl. No.: **29/444,518**  
(22) Filed: **Jan. 31, 2013**  
(51) **LOC (10) Cl.** ..... **14-02**  
(52) **U.S. Cl.**  
USPC ..... **D14/440**  
(58) **Field of Classification Search**  
USPC ..... D14/250, 251, 253, 240, 217, 496, 440,  
D14/203.3, 203.4, 203.5, 203.8, 341, 318;  
D3/218, 215, 201, 294, 289, 900;  
220/4.02; 248/309.1; 361/679.56;  
379/426, 433.11, 455; 455/575.1,  
455/575.8, 457.1; 190/100; 206/305, 320,  
206/45.2; D21/469; 312/240  
CPC ... G06F 1/1601; G06F 1/1626; G06F 1/1633;  
G06F 1/1675; G06F 1/1679; G02F 1/1306;  
G02F 1/133; G02F 1/133308; G02F 1/153;  
G02F 1/1533; G02F 2001/133317; H04M  
1/185; H04M 1/0252; H04B 1/3888  
See application file for complete search history.

D682,279 S \* 5/2013 Fuchs ..... D14/440  
2010/0110629 A1 \* 5/2010 Dietz et al. .... 361/679.55  
2010/0122924 A1 \* 5/2010 Andrews ..... 206/320  
2011/0227463 A1 \* 9/2011 Hou et al. .... 312/223.1  
2012/0043247 A1 \* 2/2012 Westrup ..... 206/472

\* cited by examiner

*Primary Examiner* — Cynthia Underwood

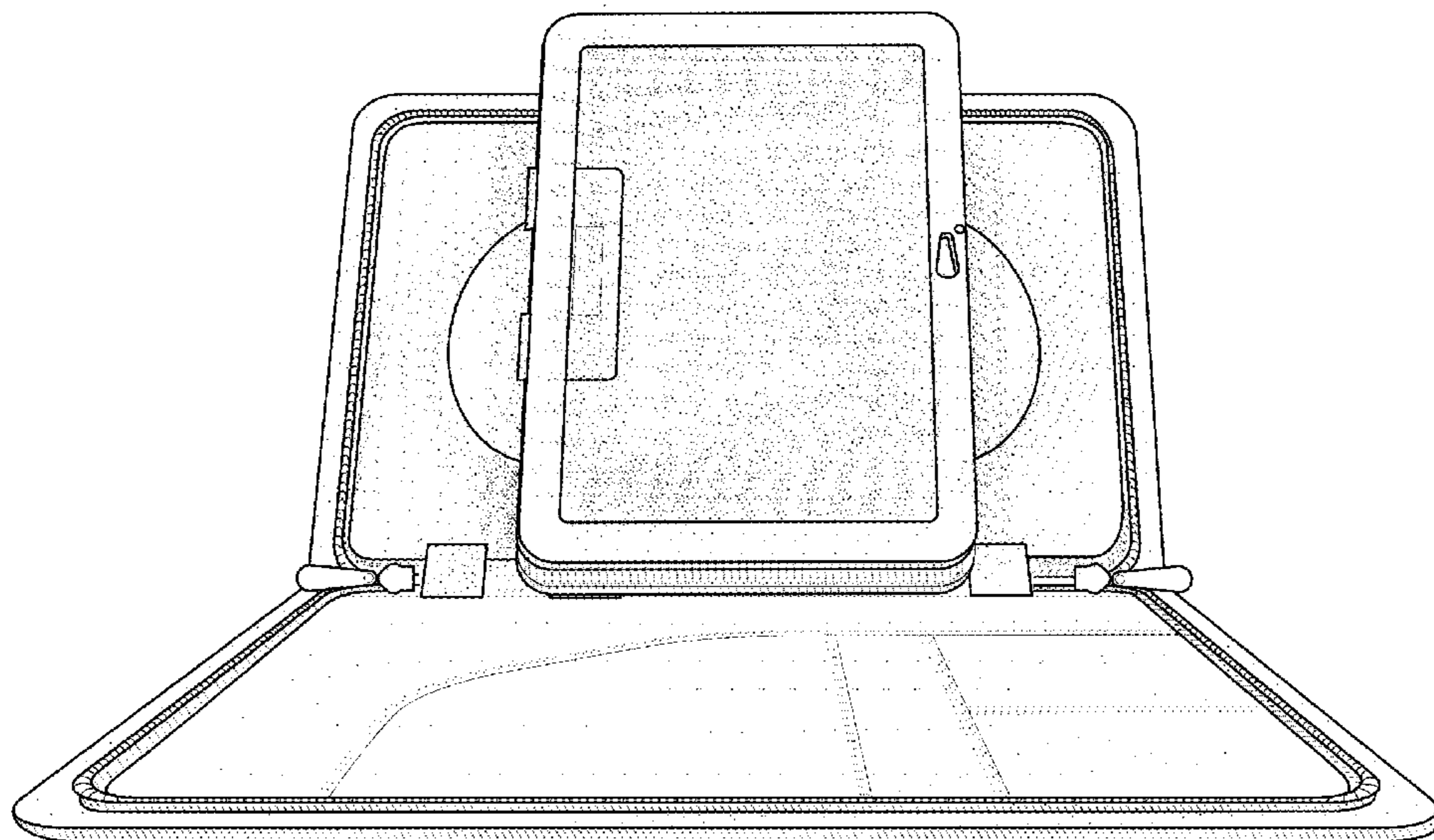
(57) **CLAIM**  
The ornamental design for a tablet computer case, as shown and described.

**DESCRIPTION**

FIG. 1 is a perspective view of a tablet computer case;  
FIG. 2 is a front elevational view thereof;  
FIG. 3 is a rear elevational view thereof;  
FIG. 4 is a right-side elevational view thereof;  
FIG. 5 is a left-side elevational view thereof;  
FIG. 6 is a bottom plan view thereof;  
FIG. 7 is a top plan view thereof;  
FIG. 8 is a front elevational view of the detachable case shown without the exterior cover;  
FIG. 9 is a rear elevational view thereof;  
FIG. 10 is a right-side elevational view thereof;  
FIG. 11 is a left-side elevational view thereof;  
FIG. 12 is a bottom plan view thereof; and,  
FIG. 13 is a top plan view thereof.  
FIG. 14 is a perspective view of the cover of the tablet computer cover shown with the detachable case removed.  
FIG. 15 is a perspective view of the tablet computer case with the interior piece rotated perpendicularly to the cover; and,  
FIG. 16 is a perspective view of the tablet computer case and cover in another alternate position.  
The broken lines shown on the tablet computer case in FIG. 6 illustrate unclaimed features.

(56) **References Cited**  
U.S. PATENT DOCUMENTS  
D627,078 S \* 11/2010 Matsuo et al. .... D24/206  
7,828,260 B2 \* 11/2010 Hauser et al. .... 248/456  
8,230,992 B2 \* 7/2012 Law et al. .... 206/320  
D678,260 S \* 3/2013 Bau ..... D14/250  
D681,041 S \* 4/2013 Phillips et al. .... D14/440

**1 Claim, 16 Drawing Sheets**



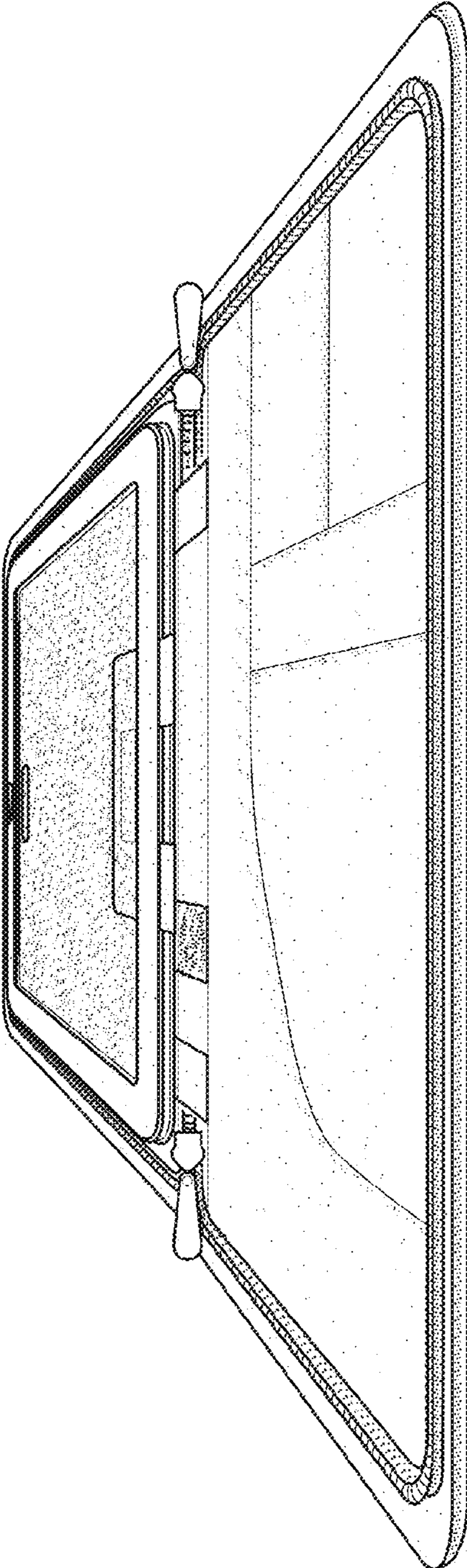


FIG. 1




FIG. 2

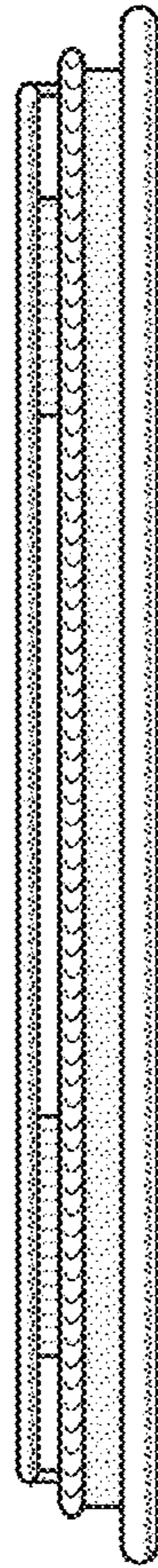


FIG. 3

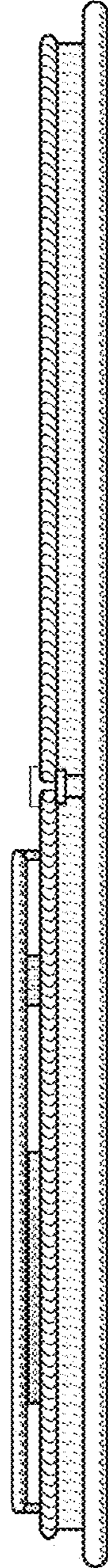


FIG. 4

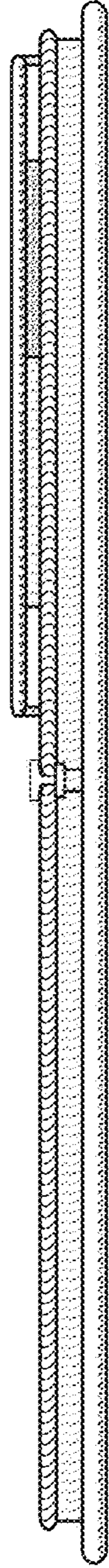


FIG. 5

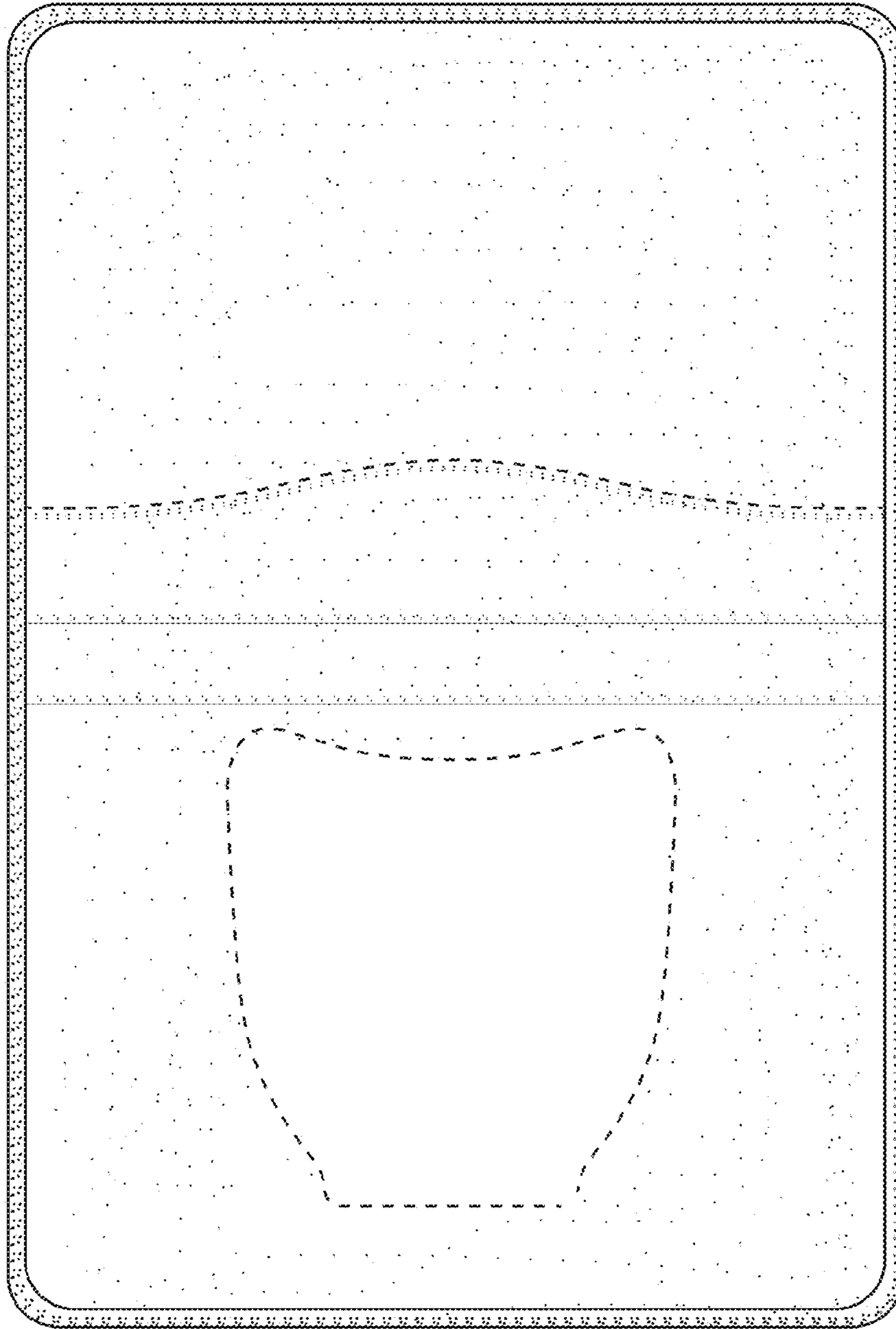


FIG. 6

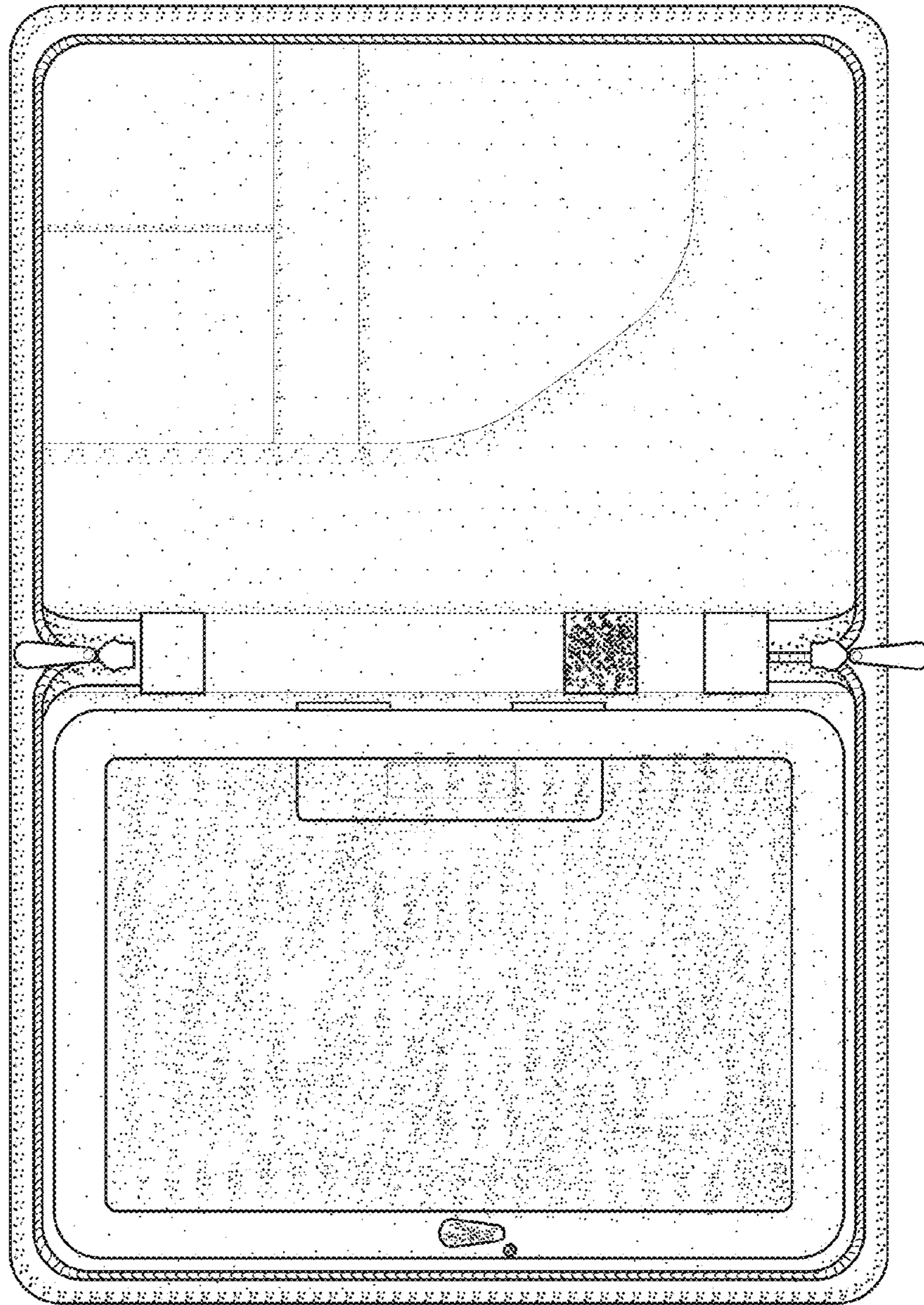


FIG. 7






FIG. 8



FIG. 9




FIG. 10




FIG. 11

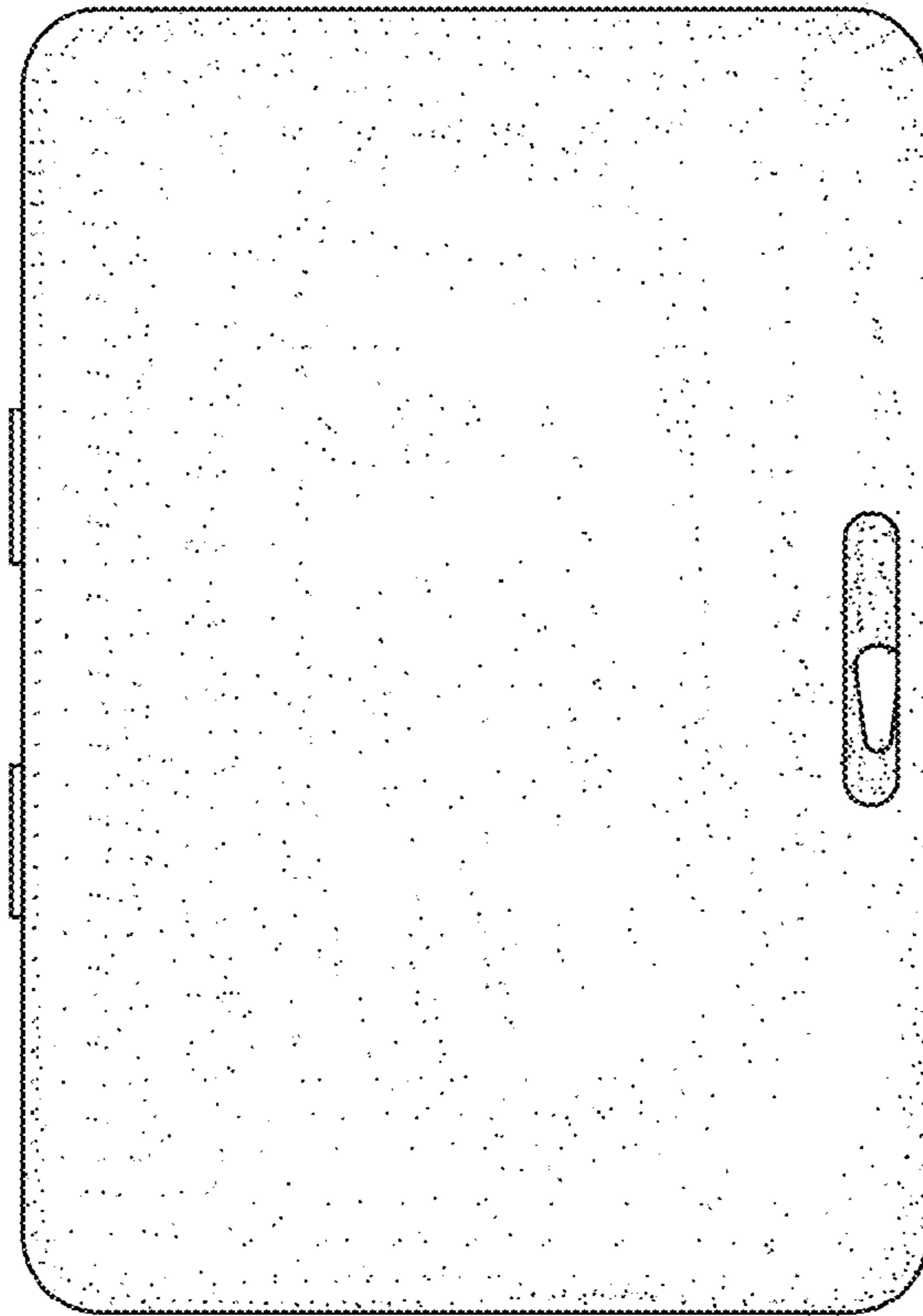


FIG. 12




FIG. 13

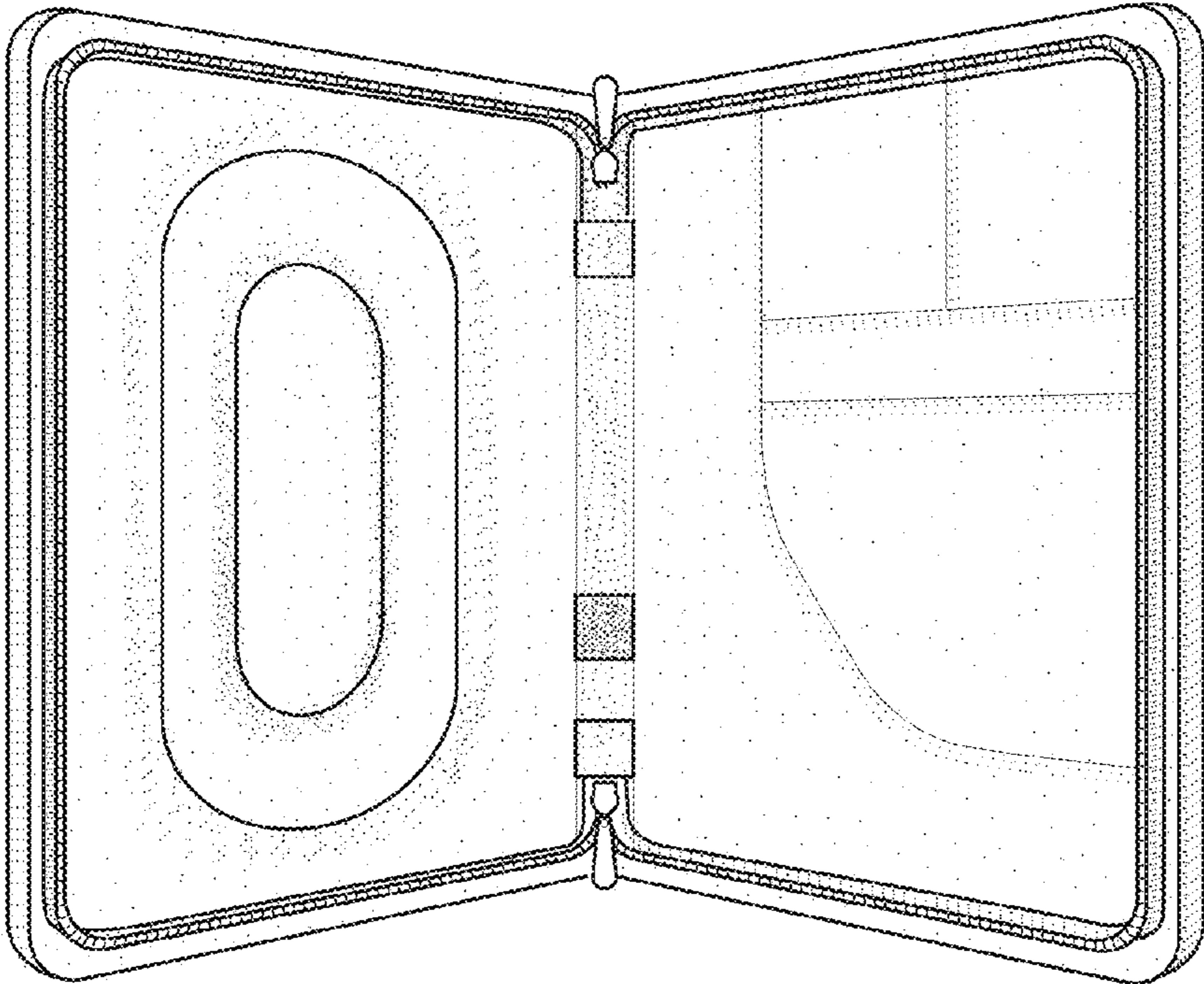


FIG. 14

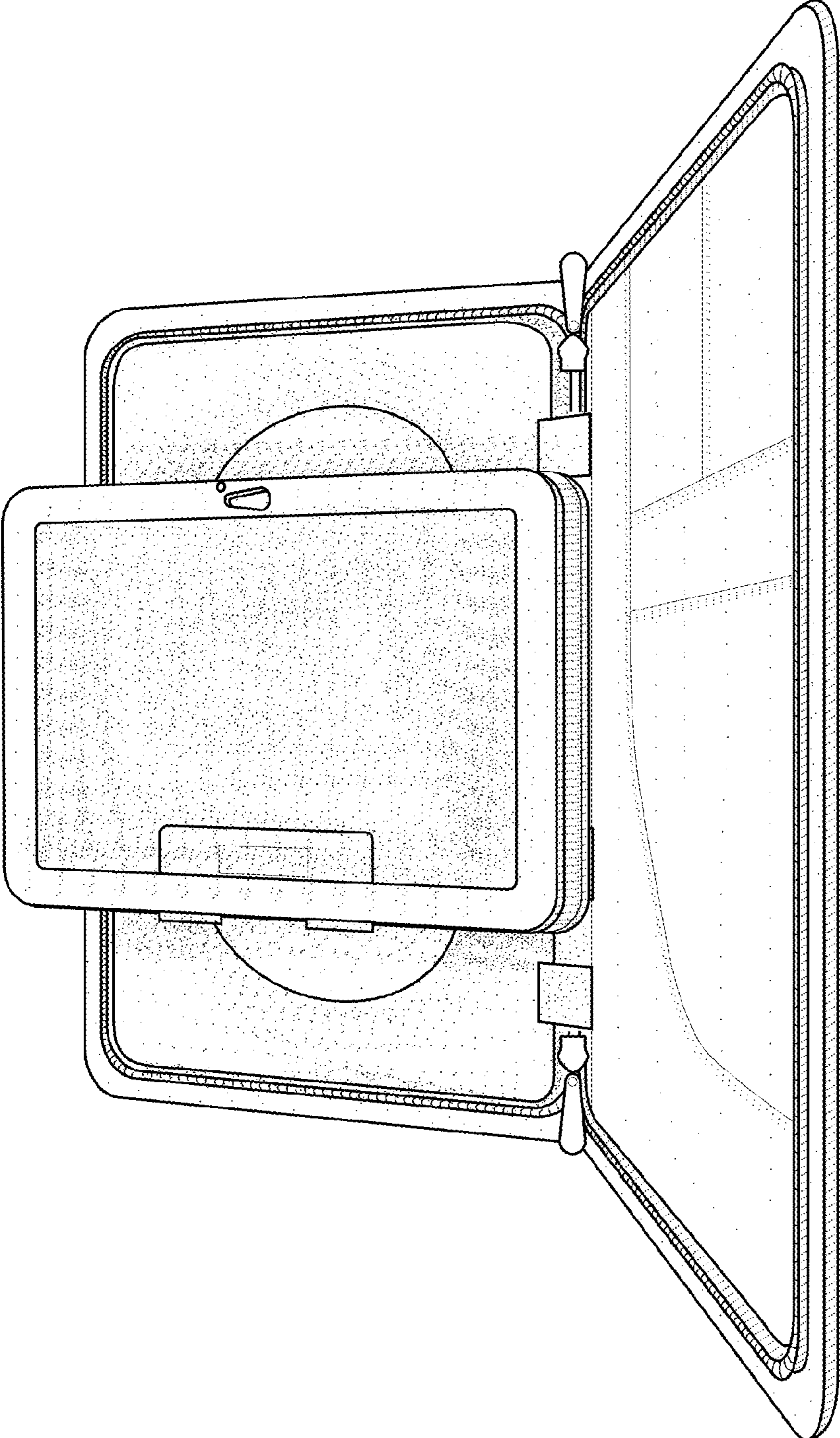


FIG. 15



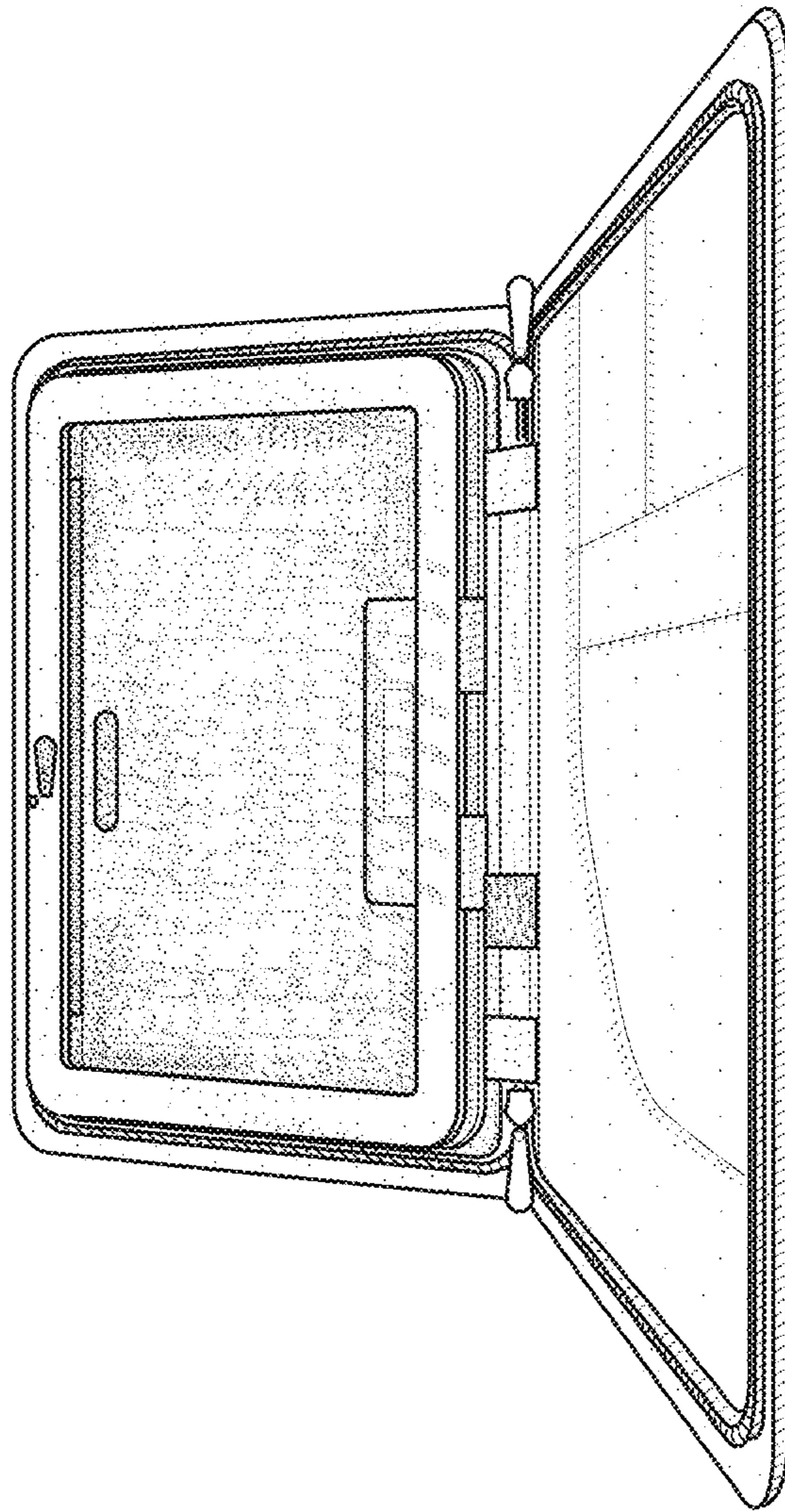


FIG. 16