



US00D730889S

(12) **United States Design Patent**
Leibenhaut et al.

(10) **Patent No.:** **US D730,889 S**
(45) **Date of Patent:** **** Jun. 2, 2015**

(54) **HOLDER FOR A HAND-HELD ELECTRONIC COMMUNICATION DEVICE**

(71) Applicants: **Leonard M. Leibenhaut**, Hartford, CT (US); **Paul Santarsiero**, Avon, CT (US)

(72) Inventors: **Leonard M. Leibenhaut**, Hartford, CT (US); **Paul Santarsiero**, Avon, CT (US)

(73) Assignee: **Leonard M. Leibenhaut**, Hartford, CT (US)

(**) Term: **14 Years**

(21) Appl. No.: **29/463,875**

(22) Filed: **Mar. 24, 2014**

(51) **LOC (10) Cl.** **14-03**

(52) **U.S. Cl.**
USPC **D14/253**

(58) **Field of Classification Search**
USPC D14/137, 140, 140.8, 142, 204, 209.1, D14/217, 221, 243-256, 434, 440, 444-447, D14/238.1; D8/400-404, 499; D2/861; D3/215, 218, 304, 269; D6/467, 300, D6/310, 553-574; D25/318; 292/342, 343; 248/188.2; 348/373, 376; D12/415, D12/411, 416, 422; D19/87, 90; 455/573, 455/575.1, 575.9; D10/74
CPC H04M 1/00
See application file for complete search history.

(56) **References Cited**

U.S. PATENT DOCUMENTS

4,154,990 A * 5/1979 Gumb 379/436
D276,229 S * 11/1984 Heilner D14/253
D278,057 S * 3/1985 McMaster D14/253
D308,062 S * 5/1990 Leoni et al. D14/253
D312,650 S * 12/1990 Charrier D16/242
D323,828 S * 2/1992 Martinsen et al. D14/253
D323,829 S * 2/1992 Martinsen et al. D14/253
D338,471 S * 8/1993 Evenson et al. D14/251

D358,270 S * 5/1995 Diamond D6/419
5,457,745 A 10/1995 Wang
D438,855 S * 3/2001 Chan D14/147
6,246,764 B1 * 6/2001 Owen et al. 379/449
6,535,606 B2 * 3/2003 Cox 379/449
D548,457 S 8/2007 Reinerio
D560,525 S * 1/2008 Skelton et al. D10/74
D566,590 S * 4/2008 Stevens et al. D10/74
D624,837 S * 10/2010 Liu D10/74
8,083,200 B2 * 12/2011 Opresnik 248/441.1
D654,493 S * 2/2012 Baumann et al. D14/253

(Continued)

FOREIGN PATENT DOCUMENTS

KR 101278259 B1 6/2013

Primary Examiner — Susan Bennett Hattan

Assistant Examiner — Janice Hallmark

(74) *Attorney, Agent, or Firm* — Ira S. Dorman

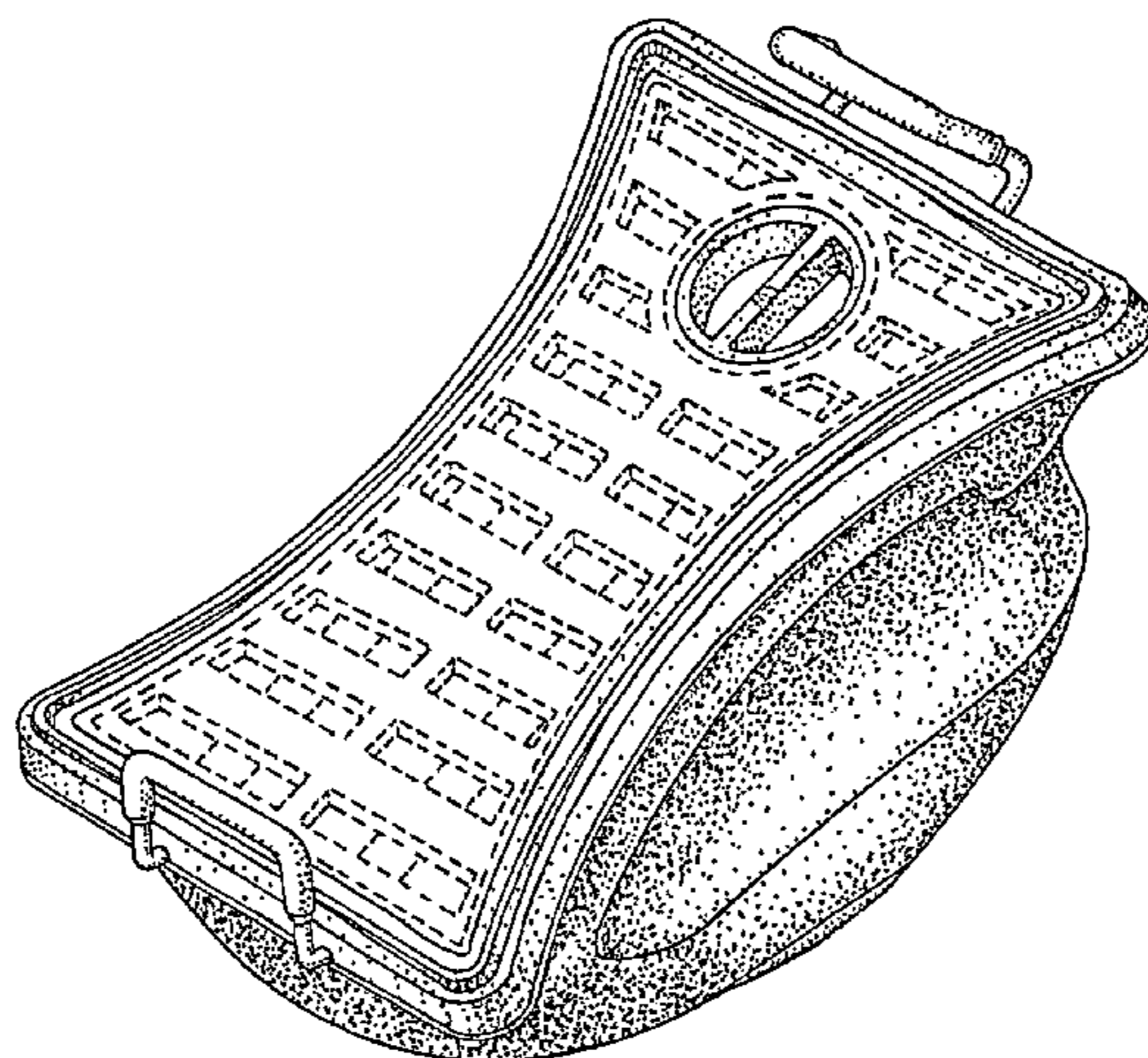
(57) **CLAIM**

The ornamental design for a holder for a hand-held electronic communication device, as shown and described.

DESCRIPTION

FIG. 1 is perspective view of a holder for a hand-held electronic communication device, embodying the present invention;
FIG. 2 is a front view of the holder;
FIG. 3 is a bottom end elevational view of the holder;
FIG. 4 is a top end elevational view of the holder;
FIG. 5 is a back view of the holder; and,
FIG. 6 is an elevational view of one side of the holder, the opposite side elevational view being a mirror image thereof. The nature of the article in which the design is embodied is that of an ergonomic holder for hand-held ambidextrous use, for shoulder support, and for underlying surface support; and the intended use of the article is for mounting of an electronic communication device.
The broken lines in the drawings depict environmental subject matter only and form no part of the claimed design.

1 Claim, 3 Drawing Sheets



(56)

References Cited

U.S. PATENT DOCUMENTS

D654,751 S * 2/2012 Newnam D6/601
 8,205,850 B2 * 6/2012 Opresnik 248/441.1
 D666,995 S * 9/2012 TerMeer D14/217
 D679,700 S * 4/2013 Werth D14/253
 8,412,289 B1 4/2013 Oh et al.
 8,428,665 B1 4/2013 Crome et al.
 D695,732 S * 12/2013 Baumann et al. D14/253
 8,596,412 B1 12/2013 Jorgensen
 8,616,327 B1 12/2013 Palacios
 D703,659 S * 4/2014 Werth D14/253
 D714,773 S * 10/2014 Derrig D14/253
 8,861,714 B1 * 10/2014 Leibenhaut et al. 379/449
 8,882,062 B2 * 11/2014 Piccolo 248/160

D719,144 S * 12/2014 Eulette D14/250
 D719,951 S * 12/2014 Fenton D14/253
 2002/0009195 A1 1/2002 Schon
 2007/0045495 A1 3/2007 Asano et al.
 2007/0223745 A1 9/2007 Eaton et al.
 2008/0268793 A1 10/2008 Nelson et al.
 2009/0184145 A1 7/2009 Yeh
 2010/0320341 A1 * 12/2010 Baumann et al. 248/206.2
 2012/0024619 A1 2/2012 Lin
 2012/0027237 A1 2/2012 Lin
 2012/0037783 A1 2/2012 Alexander et al.
 2012/0312936 A1 12/2012 Huang
 2013/0048413 A1 2/2013 Patzer
 2014/0003021 A1 1/2014 Bury
 2014/0028243 A1 * 1/2014 Rayner 320/103

* cited by examiner

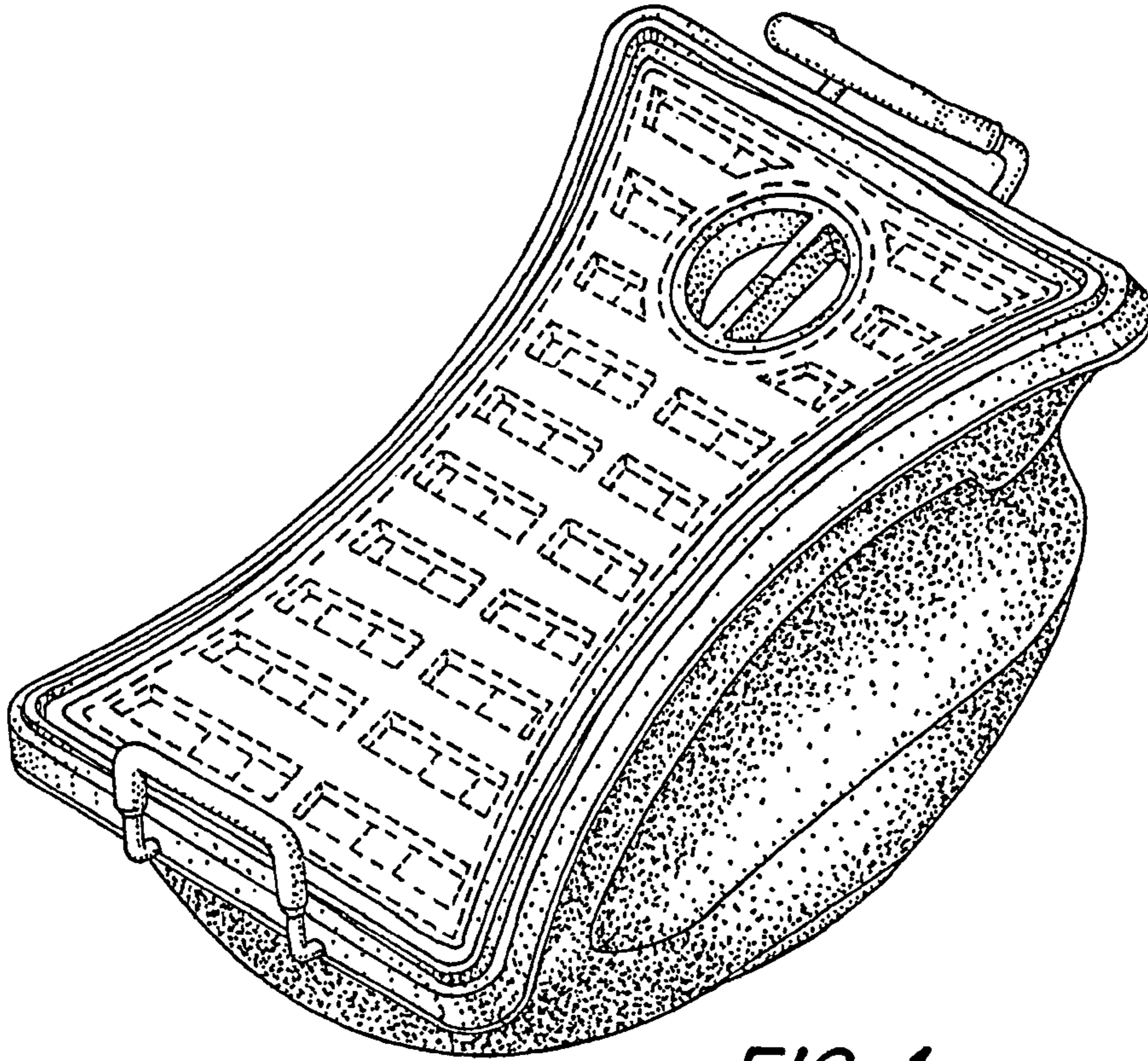


FIG. 1

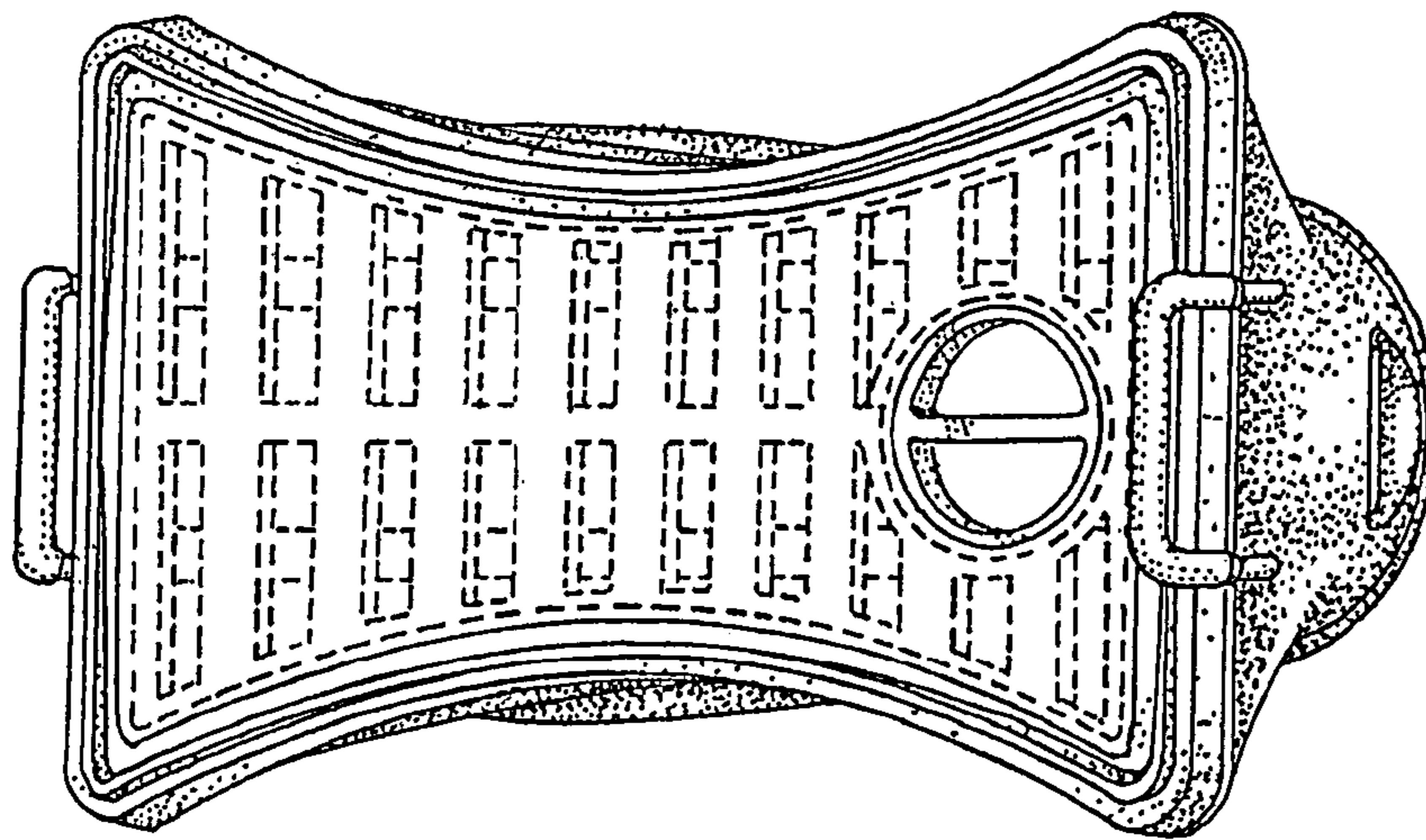


FIG. 2

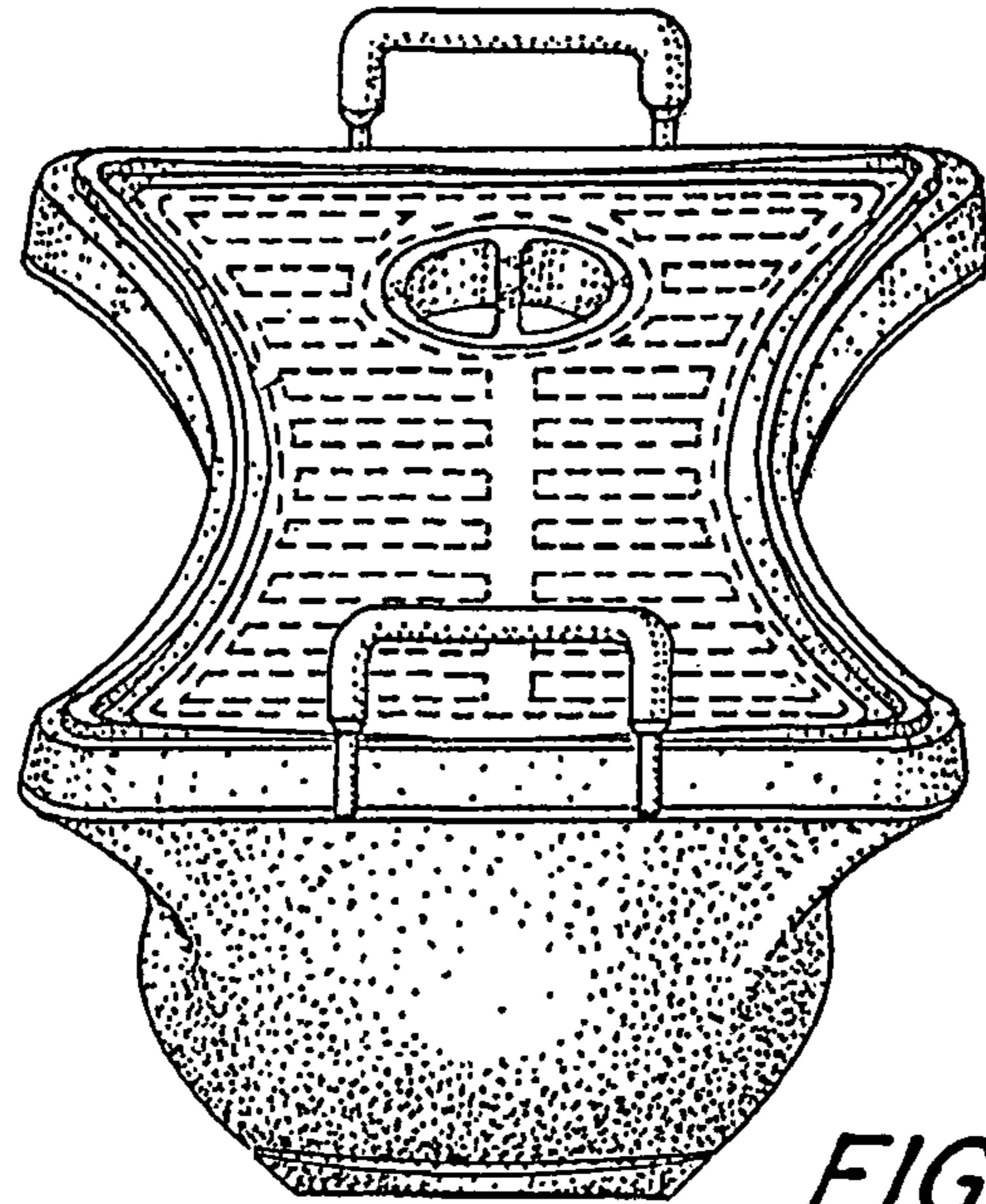


FIG. 3

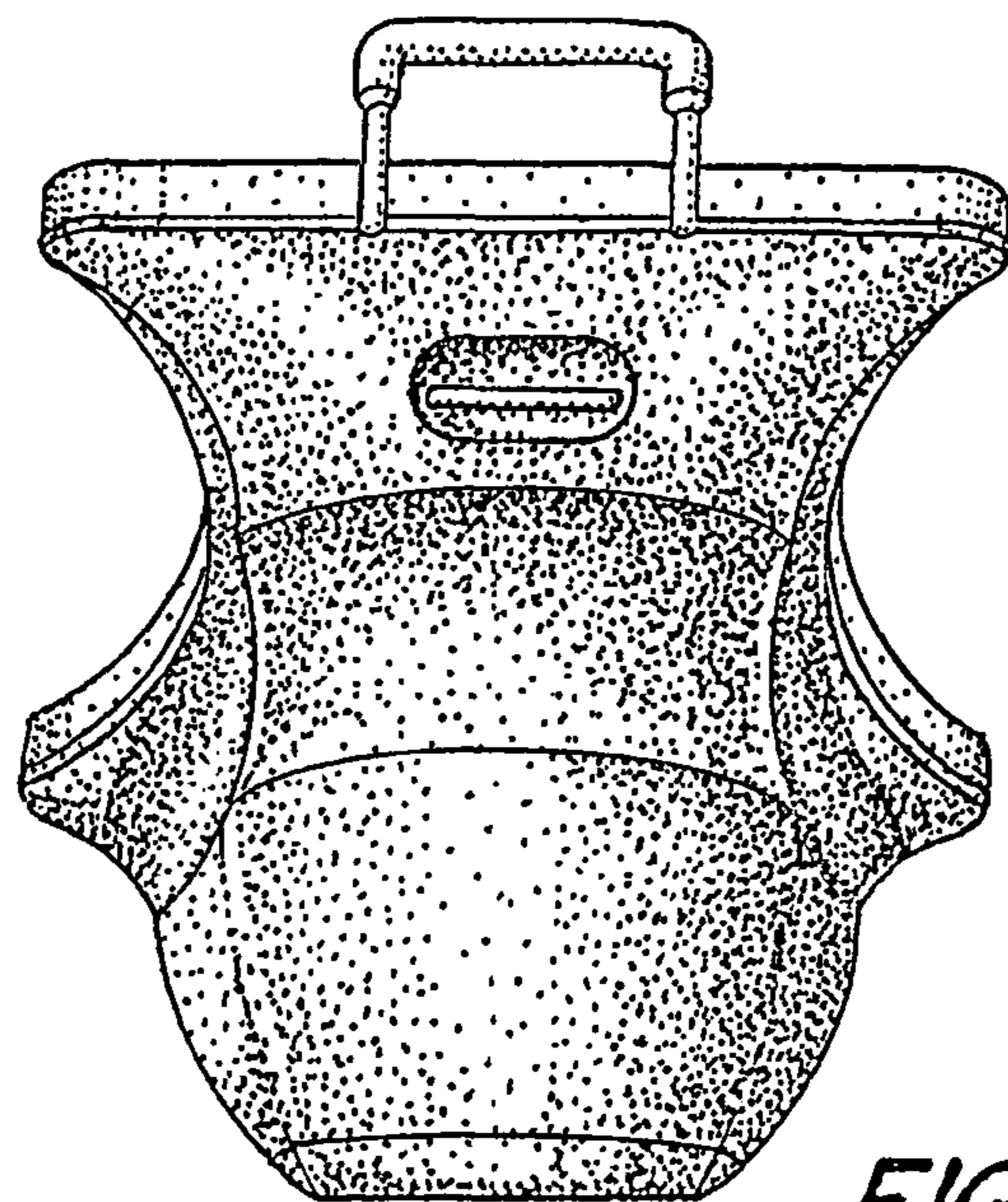


FIG. 4

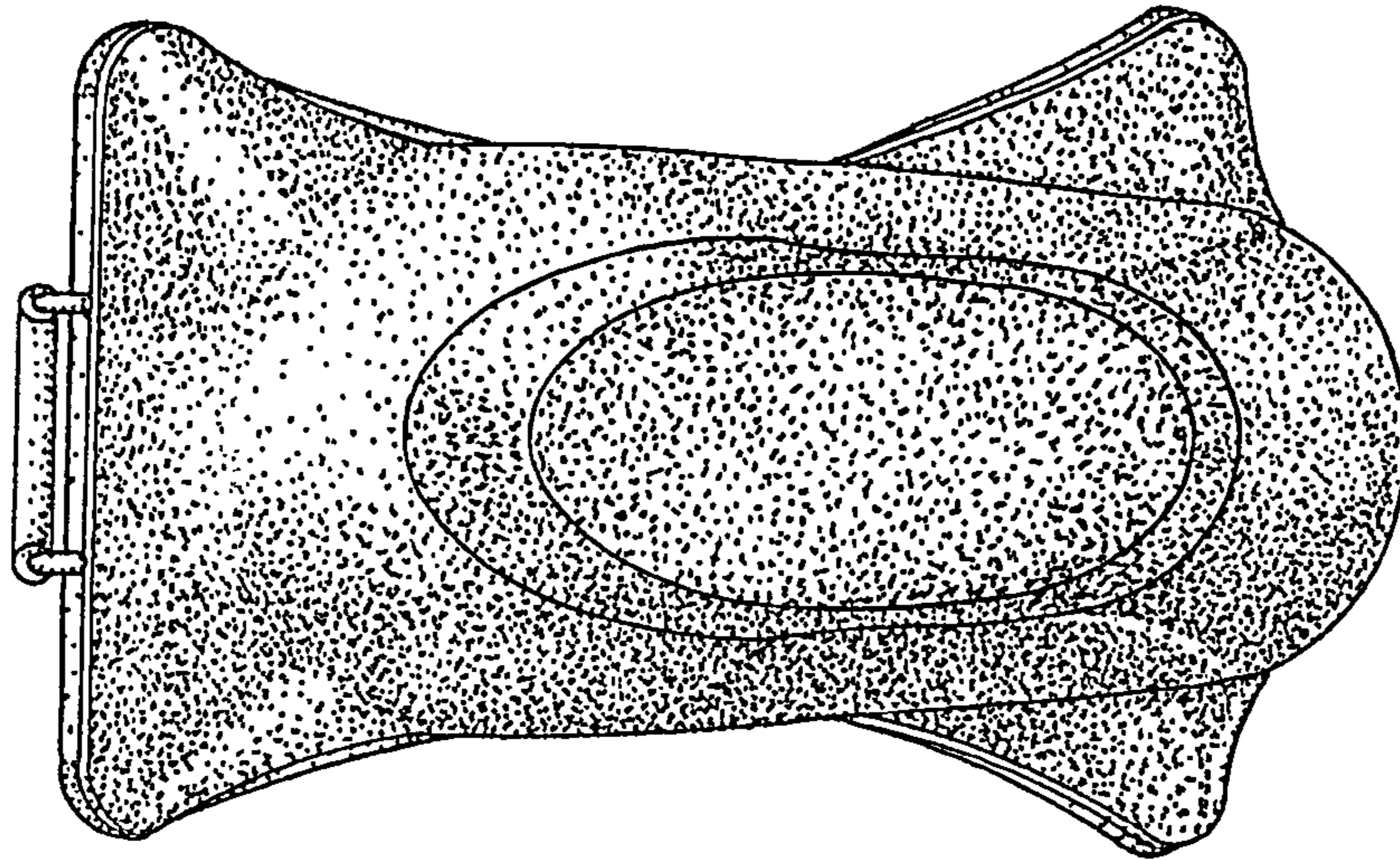


FIG. 5

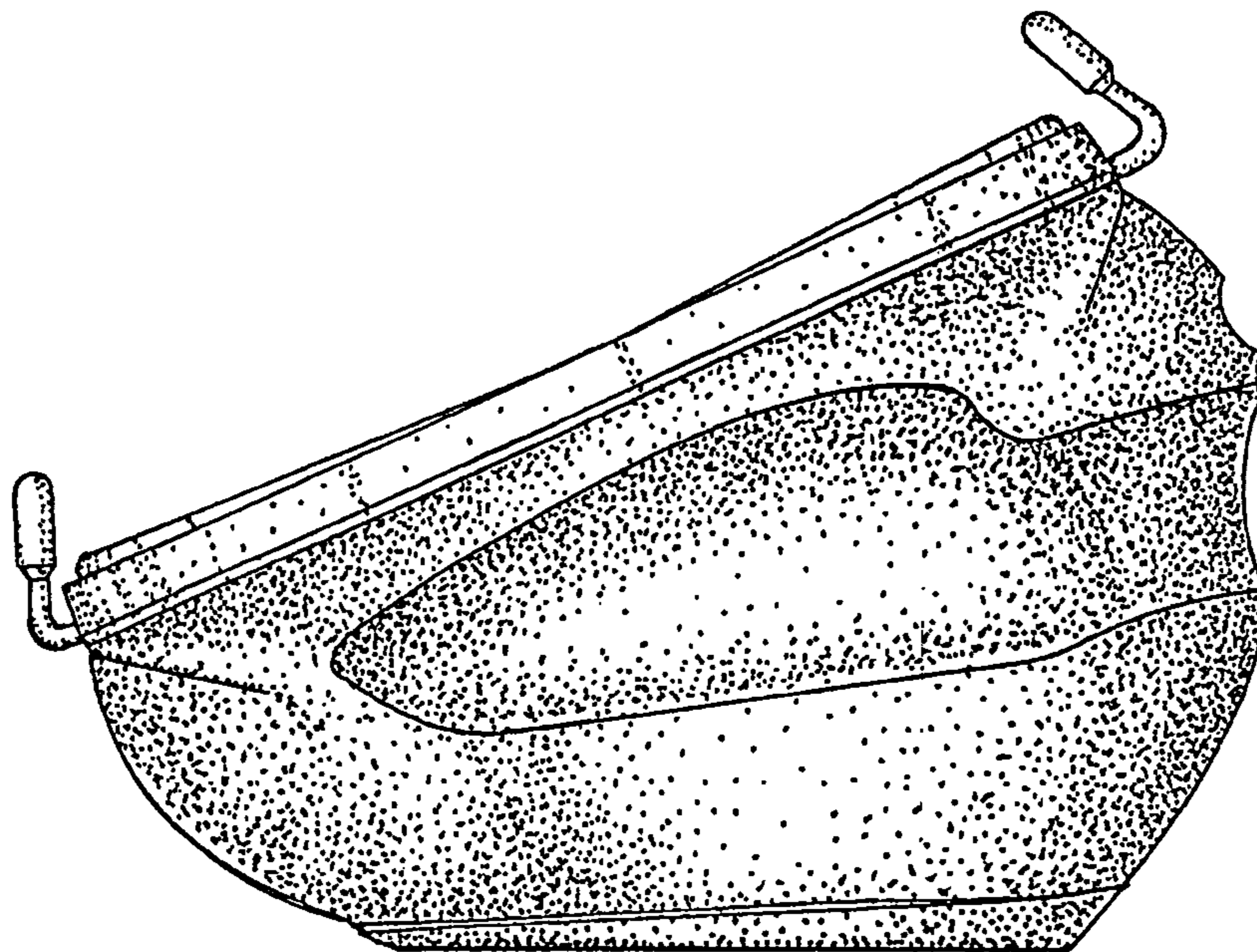


FIG. 6