



US00D730885S

(12) **United States Design Patent**
Choi et al.

(10) **Patent No.:** **US D730,885 S**
(45) **Date of Patent:** **** Jun. 2, 2015**

(54) **CELLULAR PHONE**
(71) Applicant: **LG ELECTRONICS INC.**, Seoul (KR)
(72) Inventors: **Sanghyun Choi**, Seoul (KR); **Seungil Lee**, Seoul (KR)
(73) Assignee: **LG Electronics Inc.**, Seoul (KR)
(**) Term: **14 Years**
(21) Appl. No.: **29/460,591**
(22) Filed: **Jul. 12, 2013**

D552,579 S * 10/2007 Lee et al. D14/138 AC
D553,597 S * 10/2007 Hsu D14/138 AB
D570,816 S * 6/2008 Lee et al. D14/138 AD
D573,968 S * 7/2008 Chen et al. D14/138 AB
D579,899 S * 11/2008 Park et al. D14/138 AD
D589,483 S * 3/2009 Tkachuk D14/138 AD
D599,320 S * 9/2009 Sterzick et al. D14/138 AD
D603,355 S * 11/2009 Tkachuk D14/138 AD
D615,943 S * 5/2010 Kang et al. D14/138 AB
D625,281 S * 10/2010 Kim D14/138 AB
D647,874 S * 11/2011 Park D14/138 AB
D654,458 S * 2/2012 Lee D14/138 AD
D707,643 S * 6/2014 Park D14/138 AB

* cited by examiner

(30) **Foreign Application Priority Data**
Feb. 15, 2013 (KR) 30-2013-0007940
(51) **LOC (10) Cl.** **14-03**
(52) **U.S. Cl.**
USPC **D14/248**
(58) **Field of Classification Search**
USPC D14/138 AD, 138 C, 138 G, 203.7, 217,
D14/30, 238.1, 240, 247, 248, 250, 253,
D14/341, 345, 346, 439, 440; D13/103,
D13/107, 108, 119; D3/201, 218, 269, 273,
D3/303; 206/320; 220/662; 361/679.27;
455/456.1, 575.1, 575.4, 575.8
CPC G06F 1/1628; A45C 2013/025; A45C 13/02;
A45C 11/00; B65D 85/64
See application file for complete search history.

Primary Examiner — Barbara Fox

Assistant Examiner — Chelsea Sealey

(74) *Attorney, Agent, or Firm* — Morgan, Lewis & Bockius LLP

(56) **References Cited**
U.S. PATENT DOCUMENTS
D508,035 S * 8/2005 Kim et al. D14/138 AB
D552,070 S * 10/2007 Park D14/138 AB

(57) **CLAIM**

The ornamental design for a cellular phone, as shown and described.

DESCRIPTION

FIG. 1 is a front, right side, perspective view of a cellular phone showing our new design;
FIG. 2 is a front view thereof;
FIG. 3 is a rear view thereof;
FIG. 4 is a left side view thereof;
FIG. 5 is a right side view thereof;
FIG. 6 is a top view thereof; and,
FIG. 7 is a bottom view thereof.
The broken lines shown in the drawings represent portions of the cellular phone which form no part of the claimed design.

1 Claim, 6 Drawing Sheets




FIG. 1




FIG. 2




FIG. 3




FIG. 4




FIG. 5

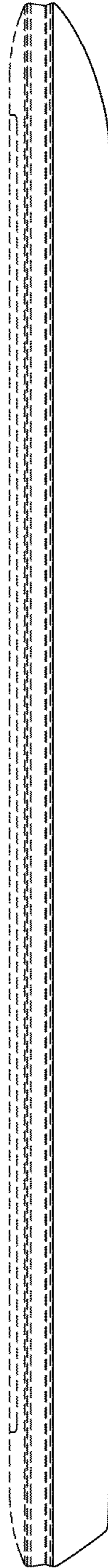


FIG. 6

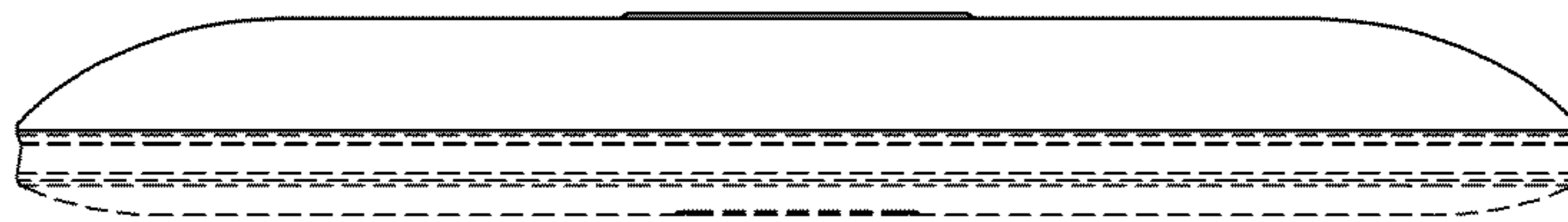


FIG. 7

