



US00D730884S

(12) **United States Design Patent**
Shin

(10) **Patent No.:** **US D730,884 S**
(45) **Date of Patent:** **** Jun. 2, 2015**

(54) **CELLULAR PHONE**

(71) Applicant: **LG Electronics Inc.**, Seoul (KR)

(72) Inventor: **Donggu Shin**, Seoul (KR)

(73) Assignee: **LG Electronics Inc.**, Seoul (KR)

(**) Term: **14 Years**

(21) Appl. No.: **29/454,611**

(22) Filed: **May 13, 2013**

(30) **Foreign Application Priority Data**

Nov. 15, 2012 (KR) 30-2012-0054655

(51) **LOC (10) Cl.** **14-03**

(52) **U.S. Cl.**
USPC **D14/248**

(58) **Field of Classification Search**

USPC D14/138 AD, 138 C, 138 G, 203.7, 217,
D14/30, 238.1, 240, 247, 248, 250, 253,
D14/341, 345, 346, 439, 440; D13/103,
D13/107, 108, 119; D3/201, 218, 269, 273,
D3/303; 206/320; 220/662; 361/679.27;
D16/219; 455/456.1, 575.1, 575.4,
455/575.8

CPC G06F 1/1628; A45C 2013/025; A45C 13/02;
A45C 11/00; B65D 85/64

See application file for complete search history.

(56) **References Cited**

U.S. PATENT DOCUMENTS

D255,101 S * 5/1980 Booty D10/15
4,258,960 A * 3/1981 Harris 384/297
5,203,194 A * 4/1993 Marquardt 72/316

D409,960 S * 5/1999 Young D12/162
6,010,144 A * 1/2000 Breslin 280/506
D509,816 S * 9/2005 Kim et al. D14/138 AB
D518,467 S * 4/2006 Kim et al. D14/138 AB
D545,287 S * 6/2007 Han et al. D14/138 AB
D552,067 S * 10/2007 Han et al. D14/138 AB
D585,406 S * 1/2009 Morrison et al. D14/138 AB
D600,944 S * 9/2009 McConnell et al. D6/449
D607,430 S * 1/2010 Song et al. D14/138 AB
D647,874 S * 11/2011 Park D14/138 AB
8,079,612 B1 * 12/2011 Tambornino 280/506
D669,051 S * 10/2012 Park D14/138 AB
D681,587 S * 5/2013 Youn D14/138 AB
D692,419 S * 10/2013 Rayner D14/250
D700,527 S * 3/2014 Garrett D10/2
D706,179 S * 6/2014 Pochurek et al. D12/162

* cited by examiner

Primary Examiner — Barbara Fox

Assistant Examiner — Chelsea Sealey

(74) *Attorney, Agent, or Firm* — Morgan, Lewis & Bockius
LLP

(57) **CLAIM**

The ornamental design for a cellular phone, as shown and described.

DESCRIPTION

FIG. 1 is a front, right side, perspective view of a cellular phone showing our new design;
FIG. 2 is a front view thereof;
FIG. 3 is a rear view thereof;
FIG. 4 is a left side view thereof;
FIG. 5 is a right side view thereof;
FIG. 6 is a top view thereof; and,
FIG. 7 is a bottom view thereof.

The broken lines shown in the drawings represent portions of the cellular phone which form no part of the claimed design.

1 Claim, 6 Drawing Sheets

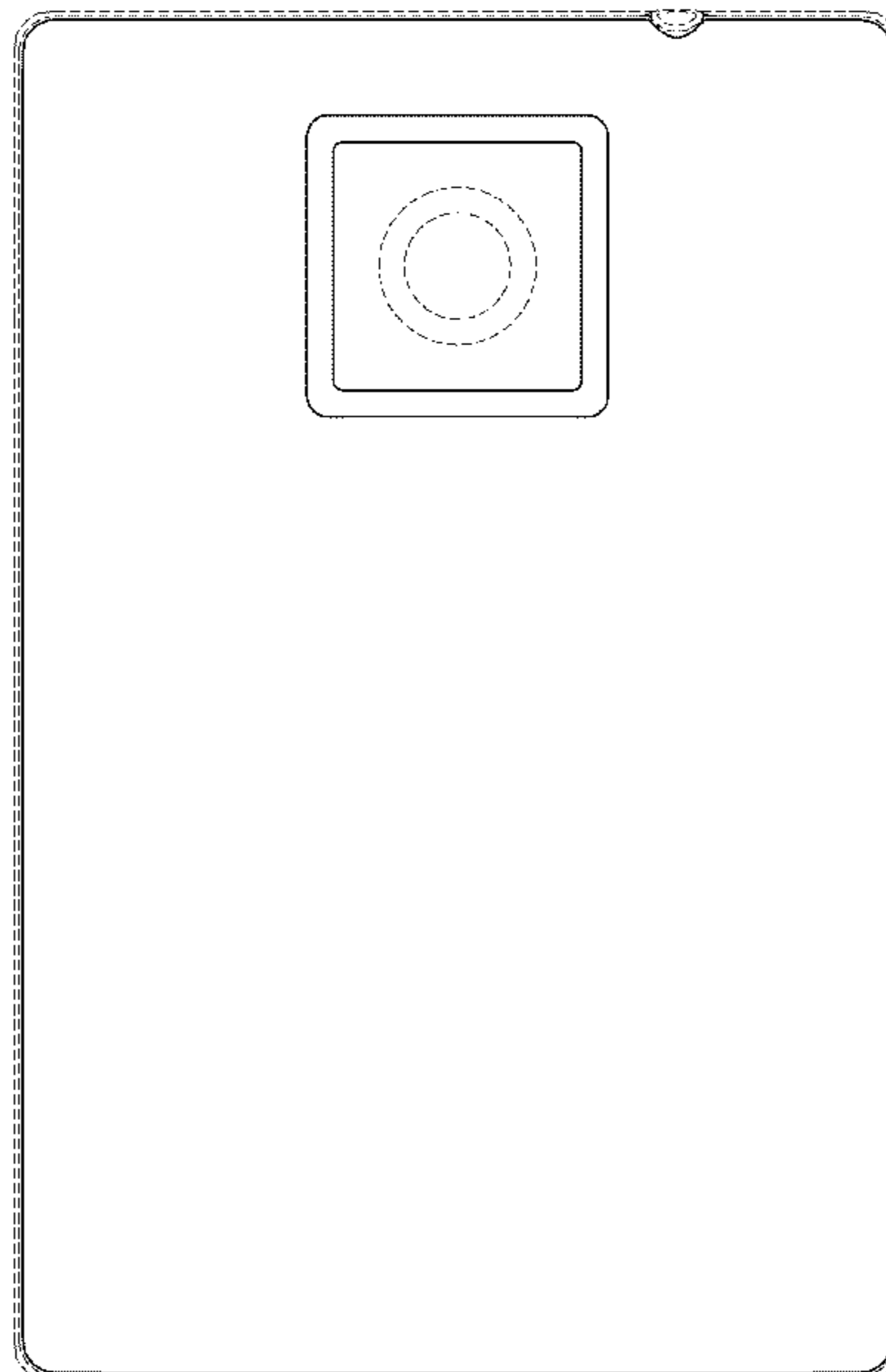


FIG. 1

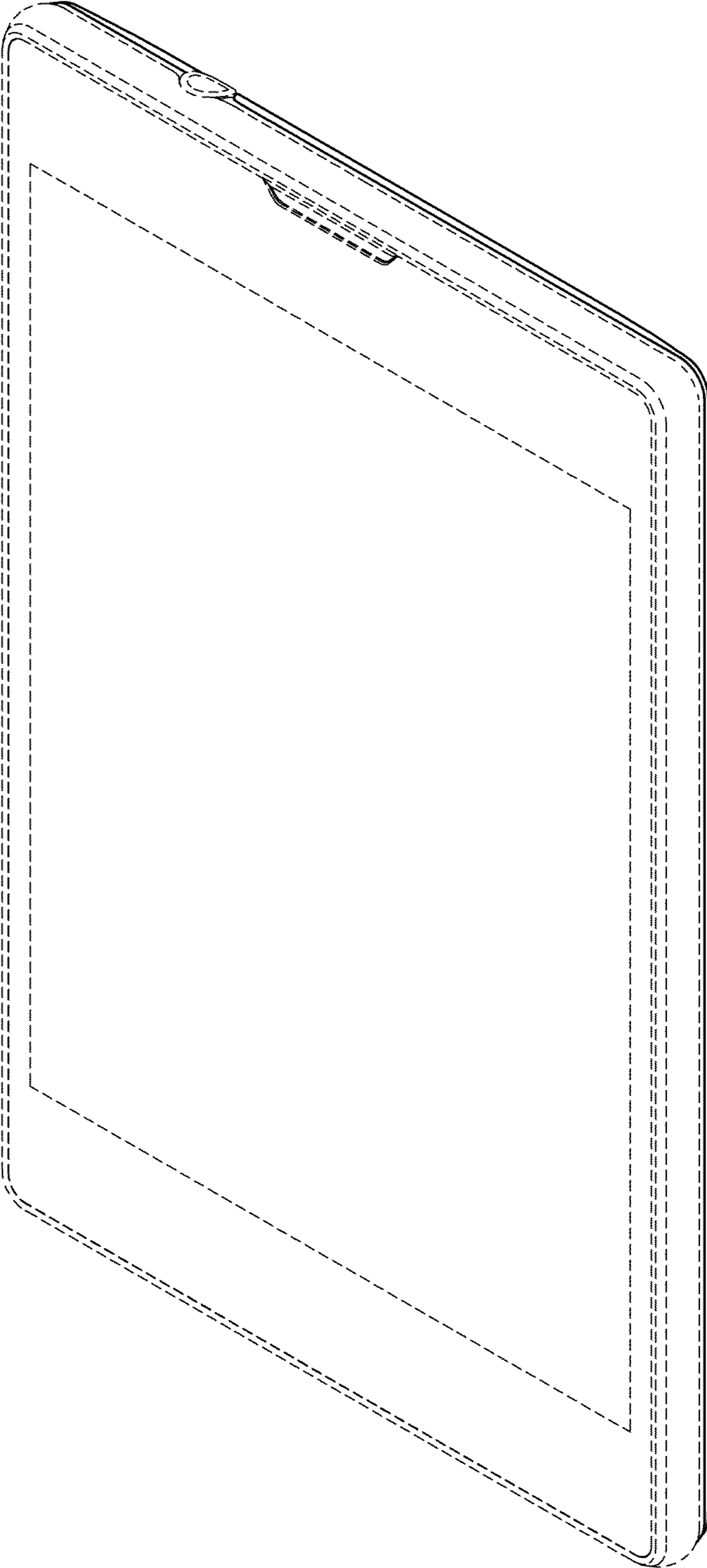


FIG. 2




FIG. 3

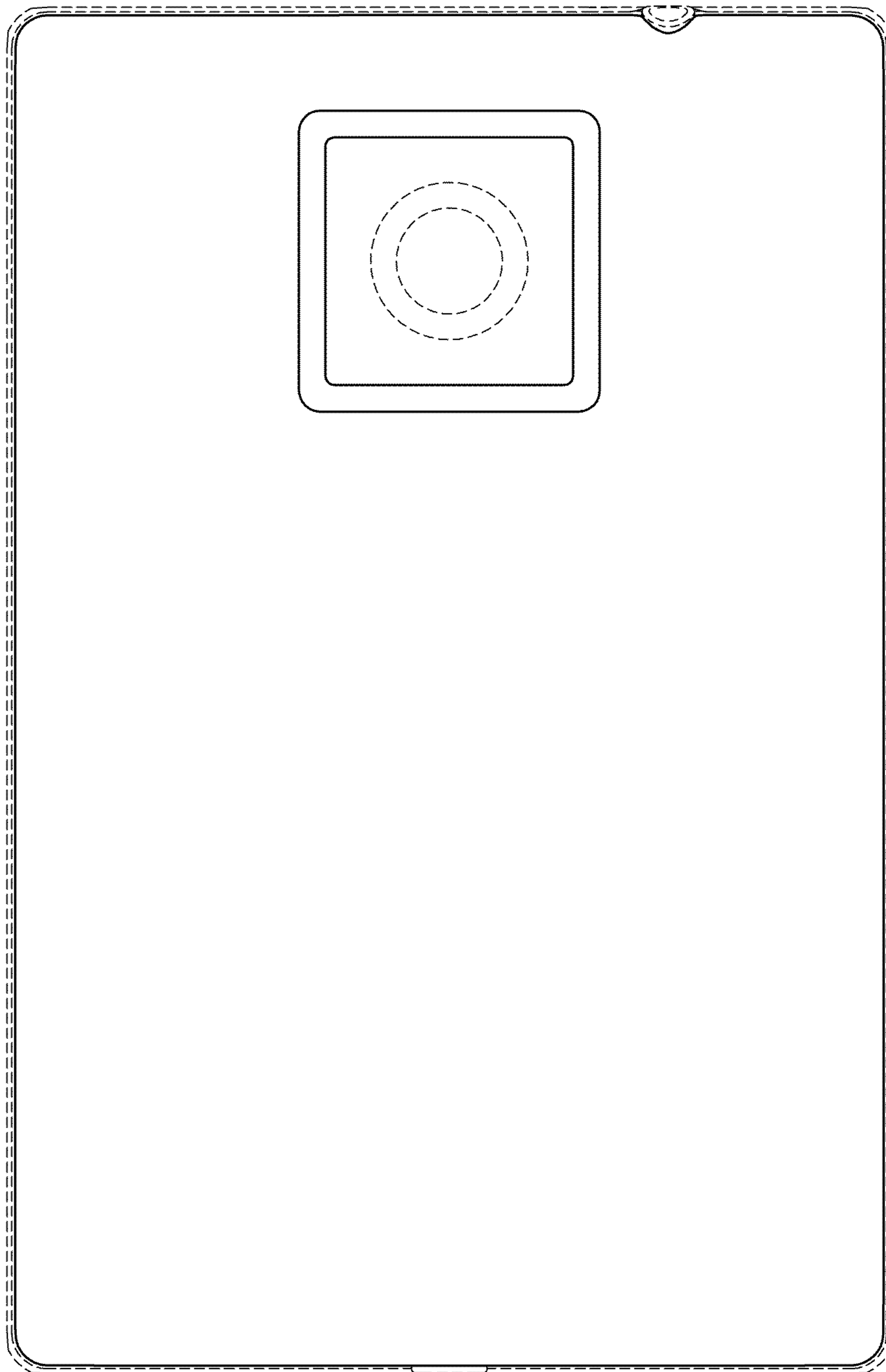


FIG. 4




FIG. 5




FIG. 6




FIG. 7

