



US00D730881S

(12) **United States Design Patent**  
**Lee et al.**

(10) **Patent No.:** **US D730,881 S**  
(45) **Date of Patent:** **\*\* Jun. 2, 2015**

(54) **CELLULAR PHONE**  
(71) Applicant: **LG ELECTRONICS INC.**, Seoul (KR)  
(72) Inventors: **Seungil Lee**, Seoul (KR); **Sanghyun Choi**, Seoul (KR); **Byungsoo Oh**, Seoul (KR)  
(73) Assignee: **LG Electronics Inc.**, Seoul (KR)  
(\*\*) Term: **14 Years**

(21) Appl. No.: **29/450,615**  
(22) Filed: **Mar. 20, 2013**

(30) **Foreign Application Priority Data**  
Sep. 27, 2012 (KR) ..... 30-2012-0046632  
(51) **LOC (10) Cl.** ..... **14-03**  
(52) **U.S. Cl.**  
USPC ..... **D14/248**  
(58) **Field of Classification Search**  
USPC ..... D14/138 AD, 138 C, 138 G, 203.7, 217,  
D14/30, 238.1, 240, 247, 248, 250, 253,  
D14/341, 345, 346, 439, 440; D13/103,  
D13/107, 108, 119; D3/201, 218, 269, 273,  
D3/303; 206/320; 220/662; 361/679.27;  
455/456.1, 575.1, 575.4, 575.8  
See application file for complete search history.

(56) **References Cited**  
**U.S. PATENT DOCUMENTS**  
6,050,449 A \* 4/2000 Kanj ..... 221/232  
D496,017 S \* 9/2004 Hsu et al. .... D14/138 AB

D582,885 S \* 12/2008 Shimpei ..... D14/138 AB  
D585,406 S \* 1/2009 Morrison et al. .... D14/138 AB  
D588,000 S \* 3/2009 Goetz et al. .... D9/434  
D606,308 S \* 12/2009 Cheng-Wei ..... D3/294  
D619,573 S \* 7/2010 Khan et al. .... D14/250  
D623,180 S \* 9/2010 Diebel ..... D14/250  
D631,462 S \* 1/2011 Kim et al. .... D14/138 AB  
D665,807 S \* 8/2012 Ferrari et al. .... D14/439  
D678,260 S \* 3/2013 Bau ..... D14/250  
D707,643 S \* 6/2014 Park ..... D14/138 AB  
2014/0165379 A1 \* 6/2014 Diebel et al. .... 29/592.1

\* cited by examiner  
*Primary Examiner* — Barbara Fox  
*Assistant Examiner* — Chelsea Sealey  
(74) *Attorney, Agent, or Firm* — Morgan, Lewis & Bockius LLP

(57) **CLAIM**  
The ornamental design for a cellular phone, as shown and described.

**DESCRIPTION**  
FIG. 1 is a front, right side, perspective view of a cellular phone showing our new design;  
FIG. 2 is a front view thereof;  
FIG. 3 is a rear view thereof;  
FIG. 4 is a left side view thereof;  
FIG. 5 is a right side view thereof;  
FIG. 6 is a top view thereof; and,  
FIG. 7 is a bottom view thereof.  
The broken lines shown in the drawings represent portions of the cellular phone which form no part of the claimed design.

**1 Claim, 6 Drawing Sheets**

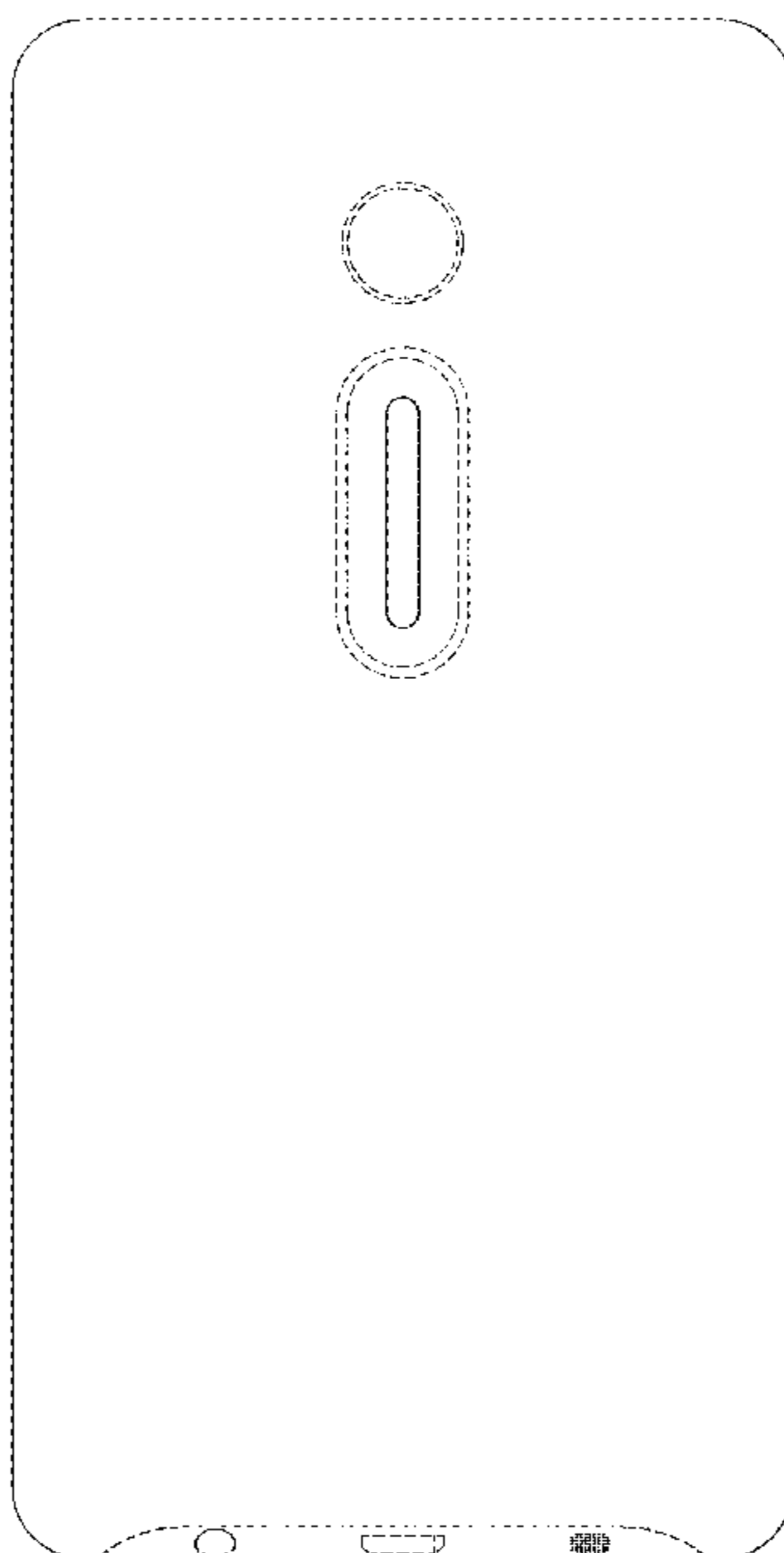


FIG. 1




FIG. 2




FIG. 3

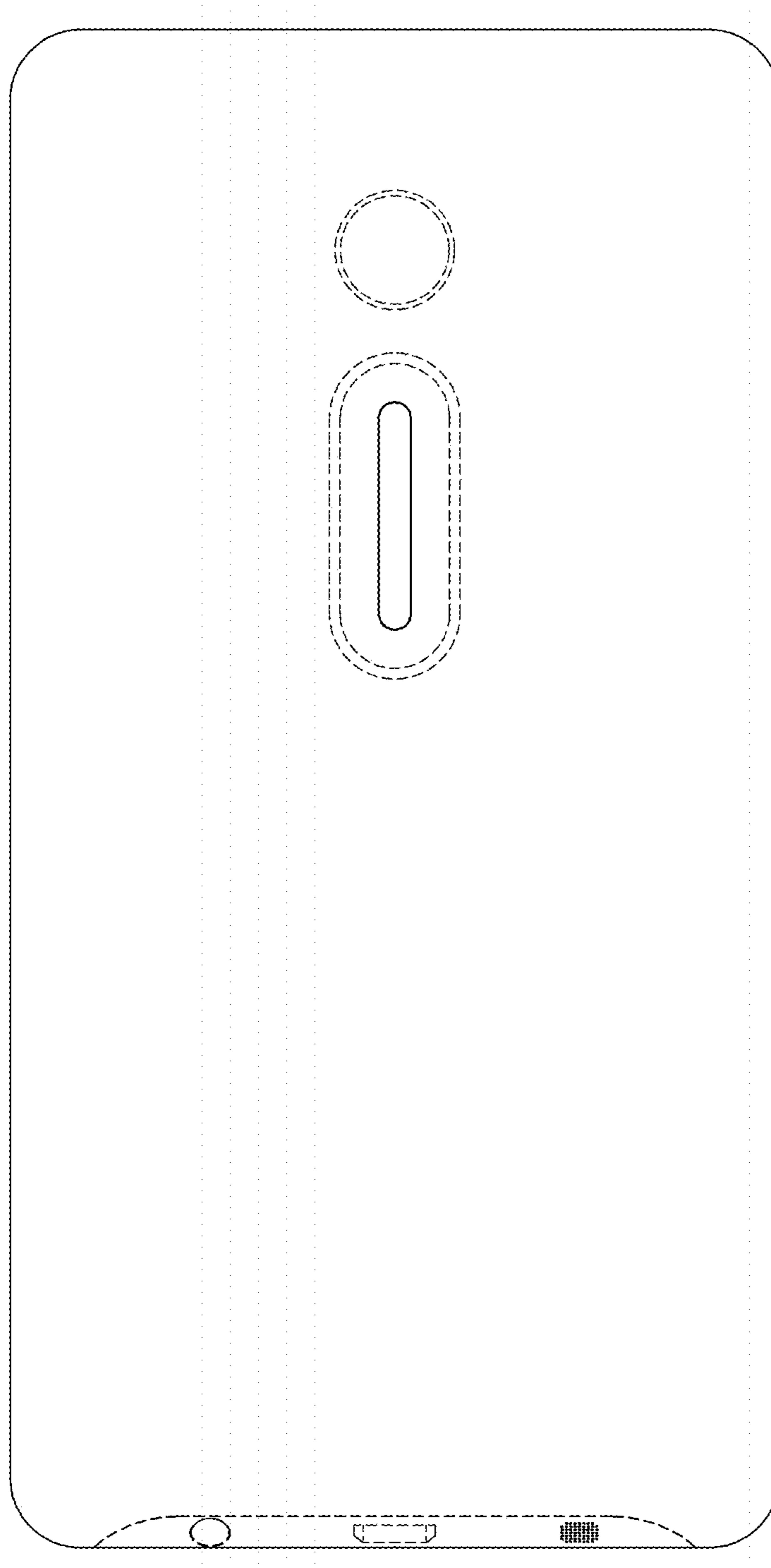


FIG. 4




FIG. 5

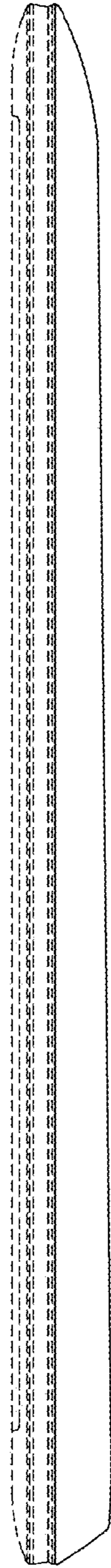


FIG. 6

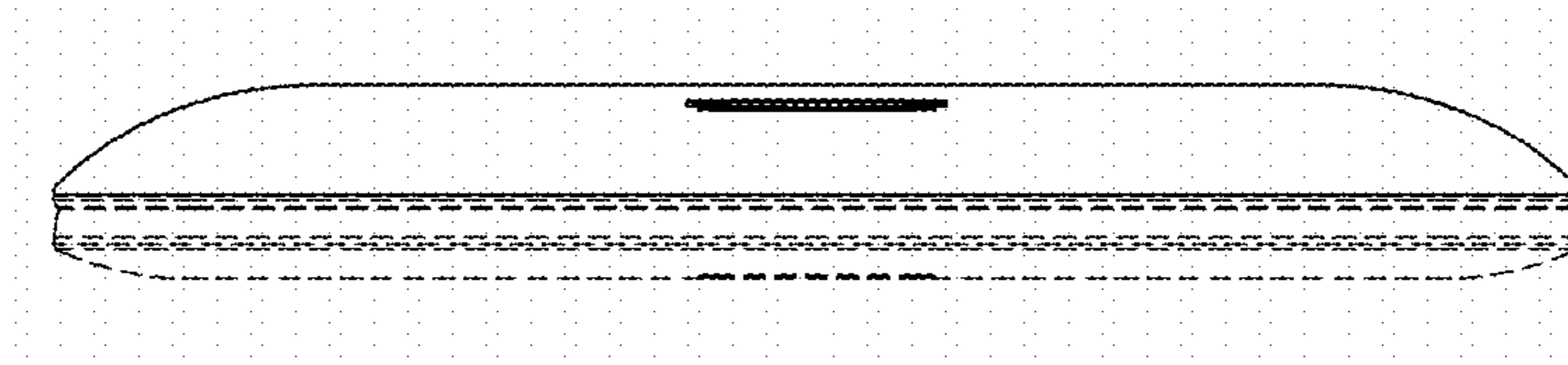


FIG. 7

