



US00D730874S

(12) **United States Design Patent**
McManigal et al.

(10) **Patent No.:** **US D730,874 S**
(45) **Date of Patent:** **** Jun. 2, 2015**

- (54) **REMOTE CONTROL**
- (71) Applicant: **Vizio Inc**, Irvine, CA (US)
- (72) Inventors: **Scott McManigal**, Irvine, CA (US);
Glen Kim, Irvine, CA (US)
- (73) Assignee: **Vizio, Inc.**, Irvine, CA (US)
- (**) Term: **14 Years**
- (21) Appl. No.: **29/504,348**
- (22) Filed: **Oct. 4, 2014**
- (51) **LOC (10) Cl.** **14-03**
- (52) **U.S. Cl.**
USPC **D14/218**
- (58) **Field of Classification Search**
USPC D14/218, 137-139, 174, 151, 191-193,
D14/299, 167, 168, 221; D13/168,
D13/162-164; D21/512-517, 566;
D10/104, 106; 455/352-355,
455/151.1-151.4, 128, 347, 90.3; 348/114,
348/734
See application file for complete search history.

D661,688 S *	6/2012	Weitgasser	D14/218
D663,288 S *	7/2012	Aquillano et al.	D14/218
D663,721 S *	7/2012	McManigal et al.	D14/218
D664,521 S *	7/2012	VanDuyn et al.	D14/218
D664,945 S *	8/2012	Morris et al.	D14/218
D665,382 S *	8/2012	Kim et al.	D14/218
D665,383 S *	8/2012	McManigal et al.	D14/218
D665,779 S *	8/2012	Olufemi et al.	D14/218
D673,934 S *	1/2013	Shin et al.	D14/218
D679,266 S *	4/2013	Shin et al.	D14/218
D691,987 S *	10/2013	Peh	D14/218
D697,055 S *	1/2014	McManigal	D14/218
D697,499 S *	1/2014	McManigal	D14/218
D700,169 S *	2/2014	Peh	D14/218
D702,213 S *	4/2014	Chen et al.	D14/218
D710,331 S *	8/2014	Yuyama et al.	D14/218

* cited by examiner

Primary Examiner — John Windmuller

(74) *Attorney, Agent, or Firm* — Law Office of Scott C. Harris, Inc.

(57) **CLAIM**

We claim the ornamental design for a remote control, as shown and described.

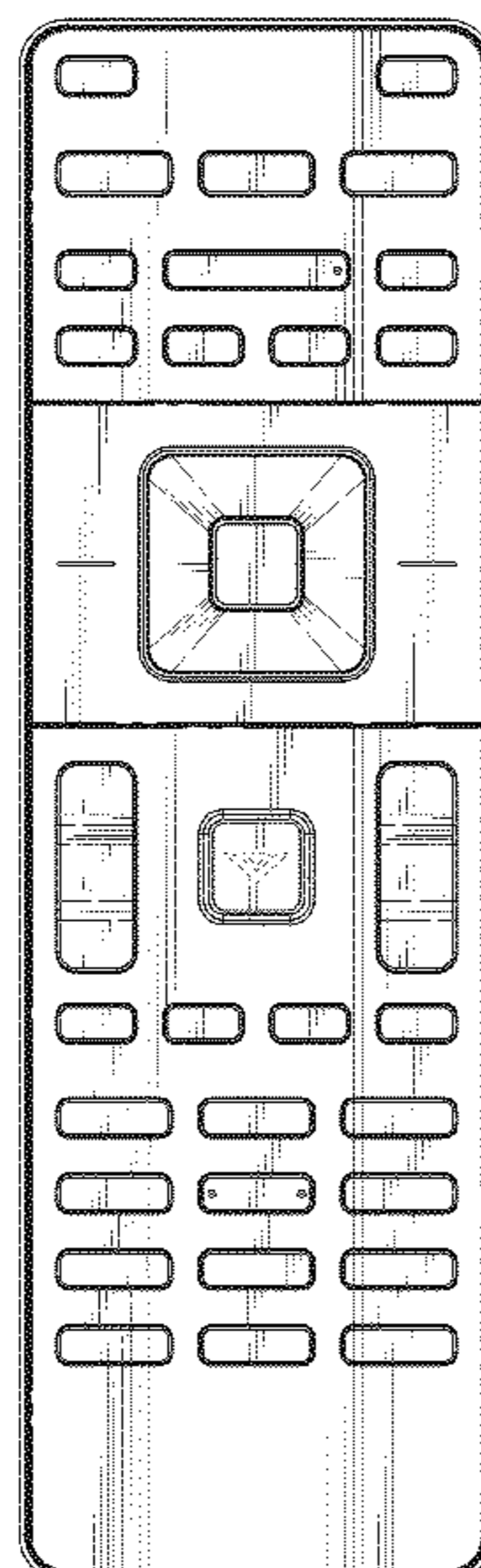
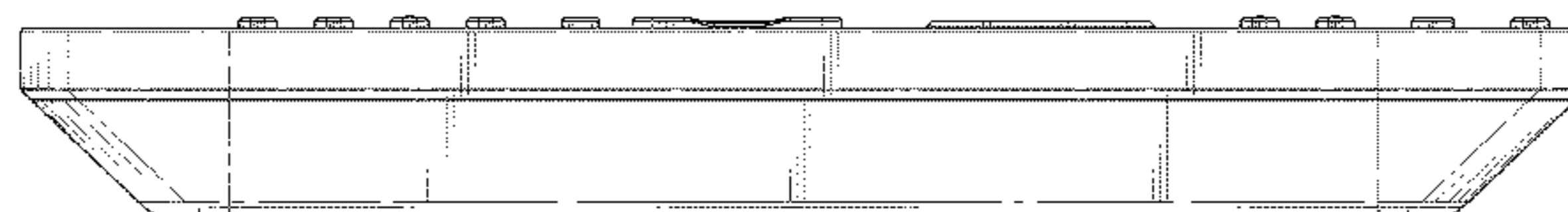
DESCRIPTION

FIG. 1 shows a front perspective view of the remote control; FIG. 2 shows a top edge view of the remote control; FIG. 3 shows a bottom edge view of the remote control; FIG. 4 shows a first side view of the remote control; FIG. 5 shows a second side view of the remote control; FIG. 6 shows a top view of the remote control; and, FIG. 7 shows a bottom view of the remote control. The portion of the remote control shown in broken lines forms no part of the claimed design.

1 Claim, 5 Drawing Sheets

(56) **References Cited**
U.S. PATENT DOCUMENTS

D587,689 S *	3/2009	Hwang et al.	D14/218
D615,965 S *	5/2010	Yokota	D14/218
D626,531 S *	11/2010	Farmer et al.	D14/218
D628,986 S *	12/2010	VanDuyn et al.	D14/218
D639,278 S *	6/2011	Chai et al.	D14/218
D652,820 S *	1/2012	Peh	D14/218
D654,476 S *	2/2012	Weitgasser	D14/218
D656,487 S *	3/2012	Corsini et al.	D14/218



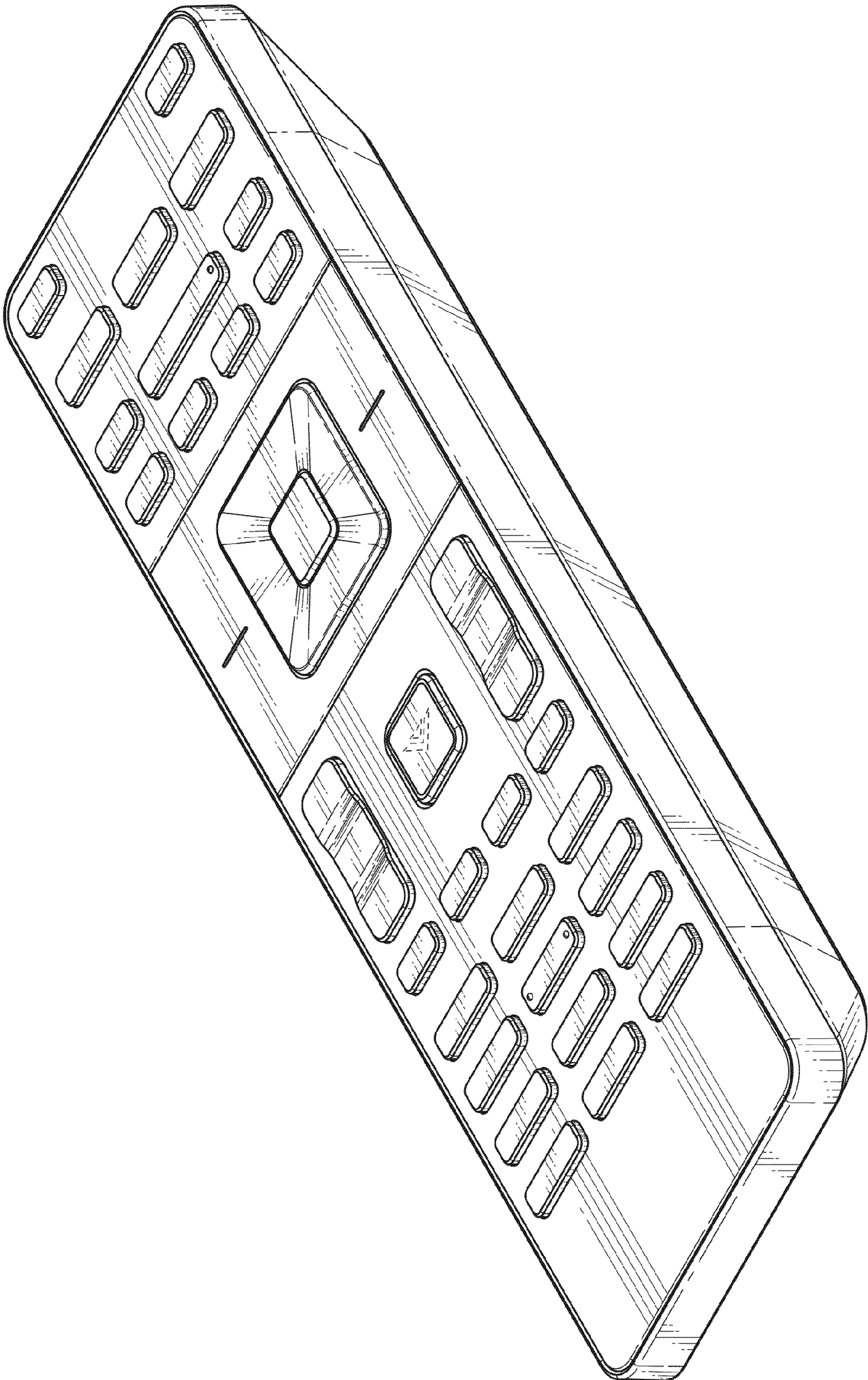


FIG. 1

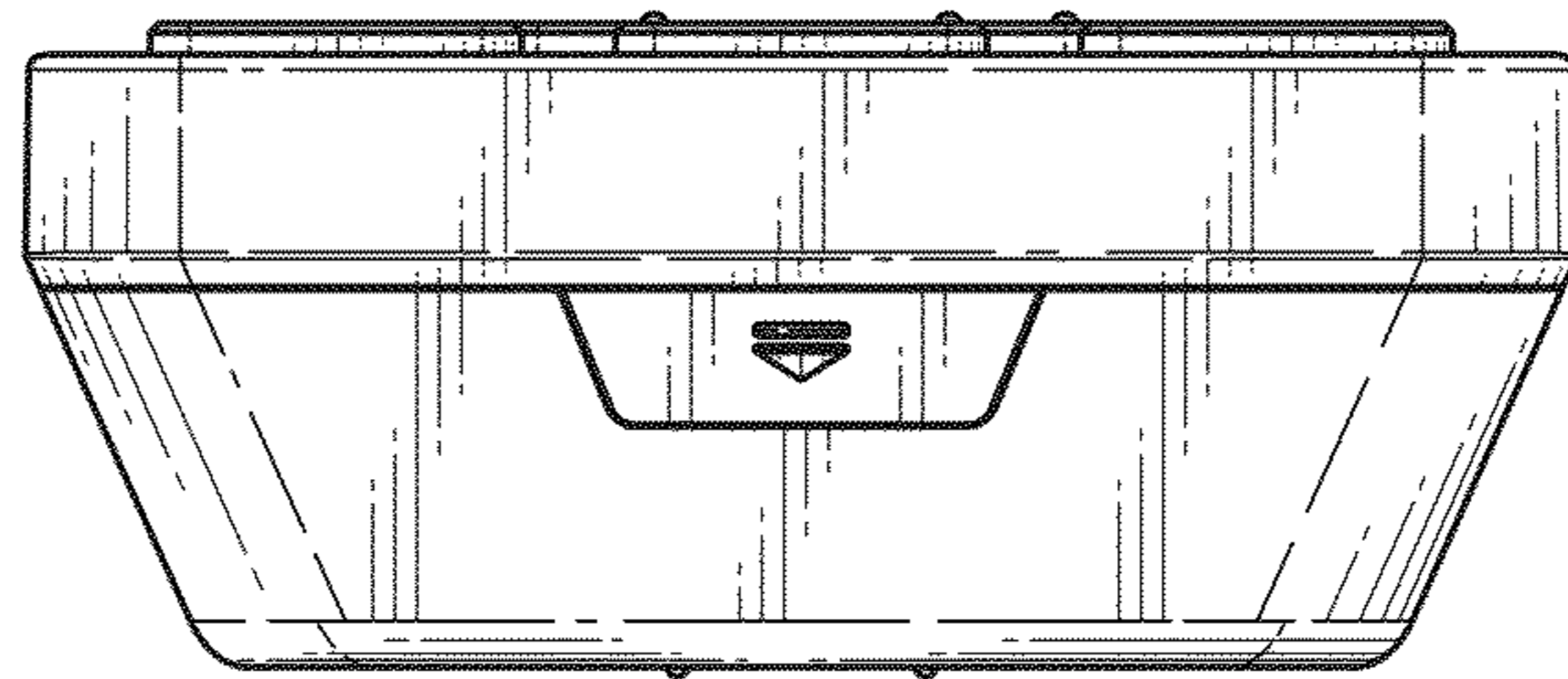


FIG. 2

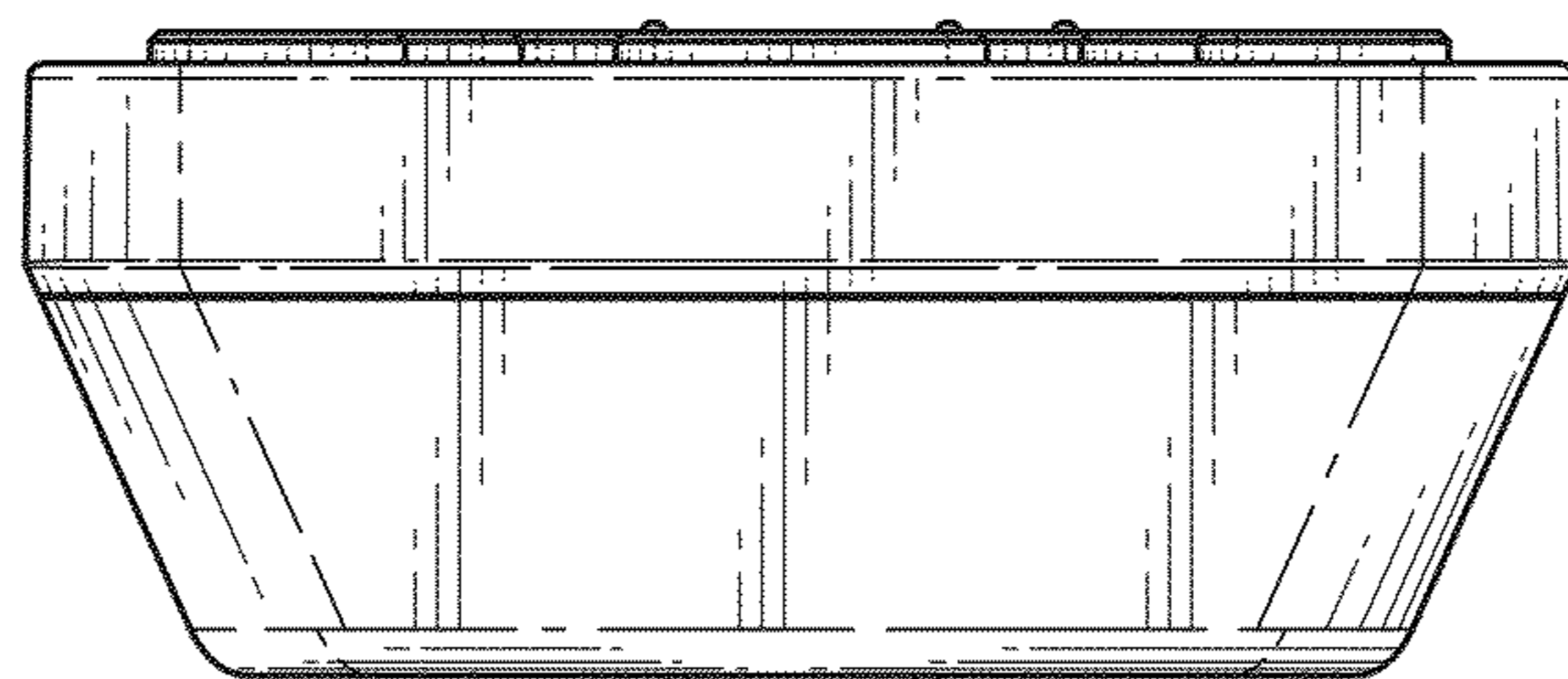


FIG. 3

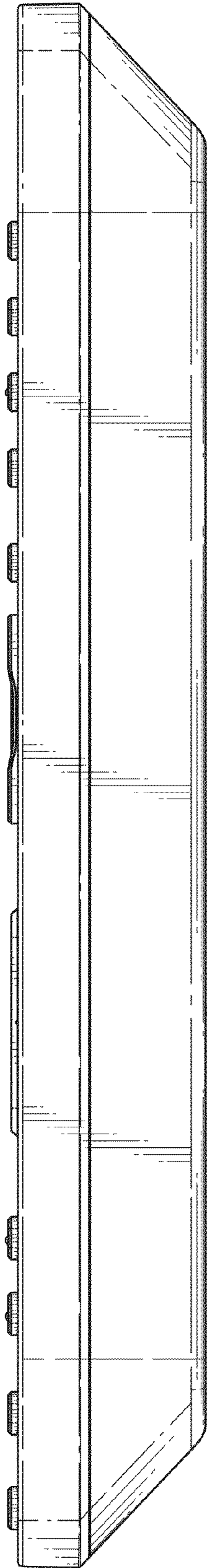


FIG. 4

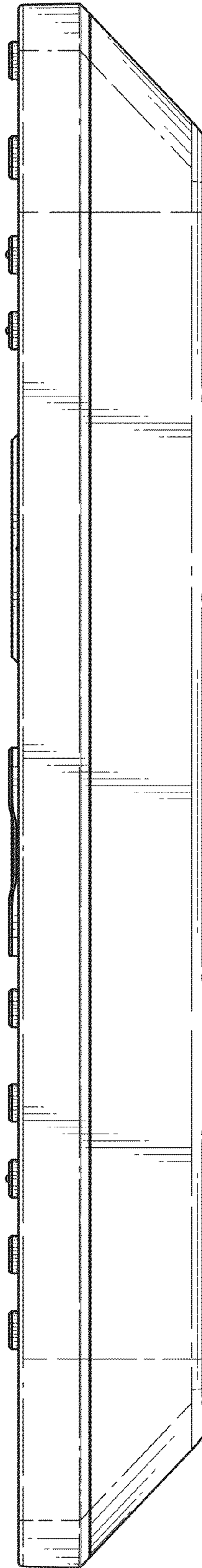


FIG. 5

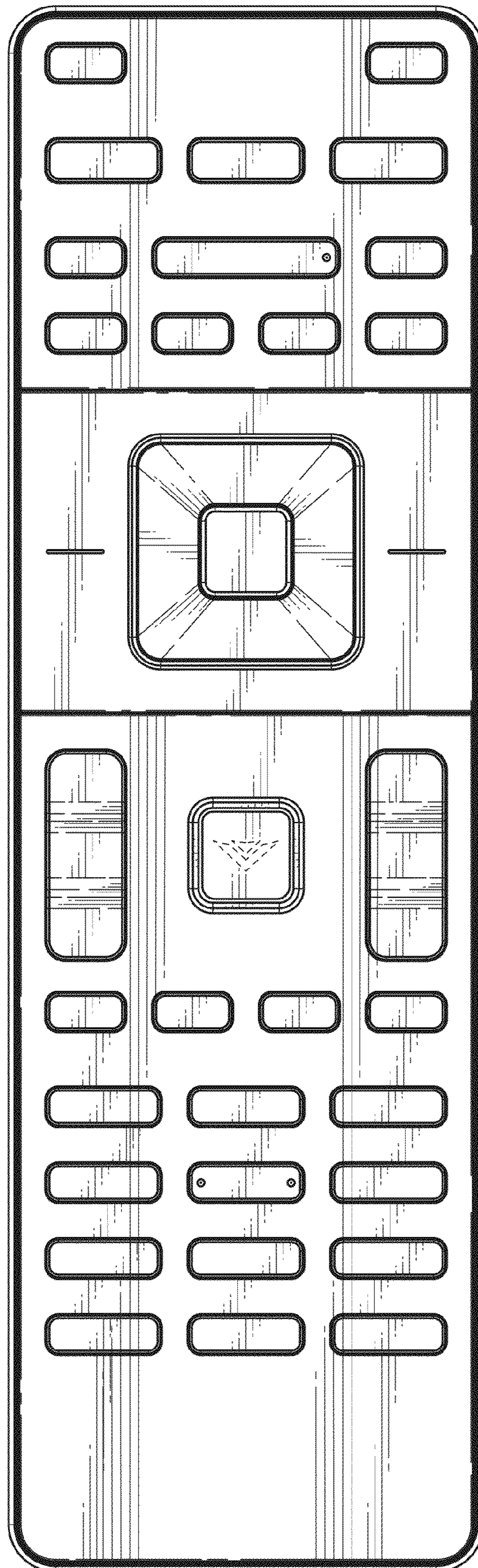


FIG. 6




FIG. 7