

US00D730848S

(12) **United States Design Patent**
Lin

(10) **Patent No.:** **US D730,848 S**
(45) **Date of Patent:** **** Jun. 2, 2015**

(54) **LEAD-FRAME**
(71) Applicant: **LEXTAR ELECTRONICS CORPORATION**, Hsinchu (TW)
(72) Inventor: **Su-Hon Lin**, Keelung (TW)
(73) Assignee: **Lextar Electronics Corporation**, Hsinchu (TW)
(**) Term: **14 Years**
(21) Appl. No.: **29/496,032**
(22) Filed: **Jul. 8, 2014**
(30) **Foreign Application Priority Data**

Jan. 14, 2014 (TW) 103300218

(51) **LOC (10) Cl.** **13-03**
(52) **U.S. Cl.**
USPC **D13/180**
(58) **Field of Classification Search**
USPC D13/180; D26/1; 257/79, 80, 81, 88,
257/89, 95, 98, 99, 100, E33.058; 313/483,
313/498, 500; 362/555, 800
See application file for complete search history.

(56) **References Cited**
U.S. PATENT DOCUMENTS

5,617,441 A * 4/1997 Nakata et al. 372/70
6,770,498 B2 * 8/2004 Hsu 438/26
6,914,261 B2 * 7/2005 Ho 257/79

7,015,512 B2 * 3/2006 Park et al. 257/99
7,201,511 B2 * 4/2007 Moriyama et al. 362/646
D552,566 S * 10/2007 Moriyama D13/180
7,289,089 B2 * 10/2007 Iwafuchi 345/82
7,385,653 B2 * 6/2008 Kim et al. 349/61
D616,384 S * 5/2010 Chan et al. D13/180
D622,678 S * 8/2010 Hsieh D13/180
7,786,498 B2 * 8/2010 Choi et al. 257/98
D636,355 S * 4/2011 Tsai et al. D13/180
D646,234 S * 10/2011 Yao et al. D13/180
8,100,558 B2 * 1/2012 Tseng et al. 362/249.02
8,907,364 B2 * 12/2014 Bierhuizen 257/98
2010/0032693 A1 * 2/2010 Sugiura et al. 257/88
2010/0123144 A1 * 5/2010 Chao 257/88
2010/0176405 A1 * 7/2010 Villard 257/88
2011/0186874 A1 * 8/2011 Shum 257/88
2011/0204392 A1 * 8/2011 Weekamp et al. 257/88
2012/0032203 A1 * 2/2012 Urano 257/88
2012/0091489 A1 * 4/2012 Aoki et al. 257/98

* cited by examiner

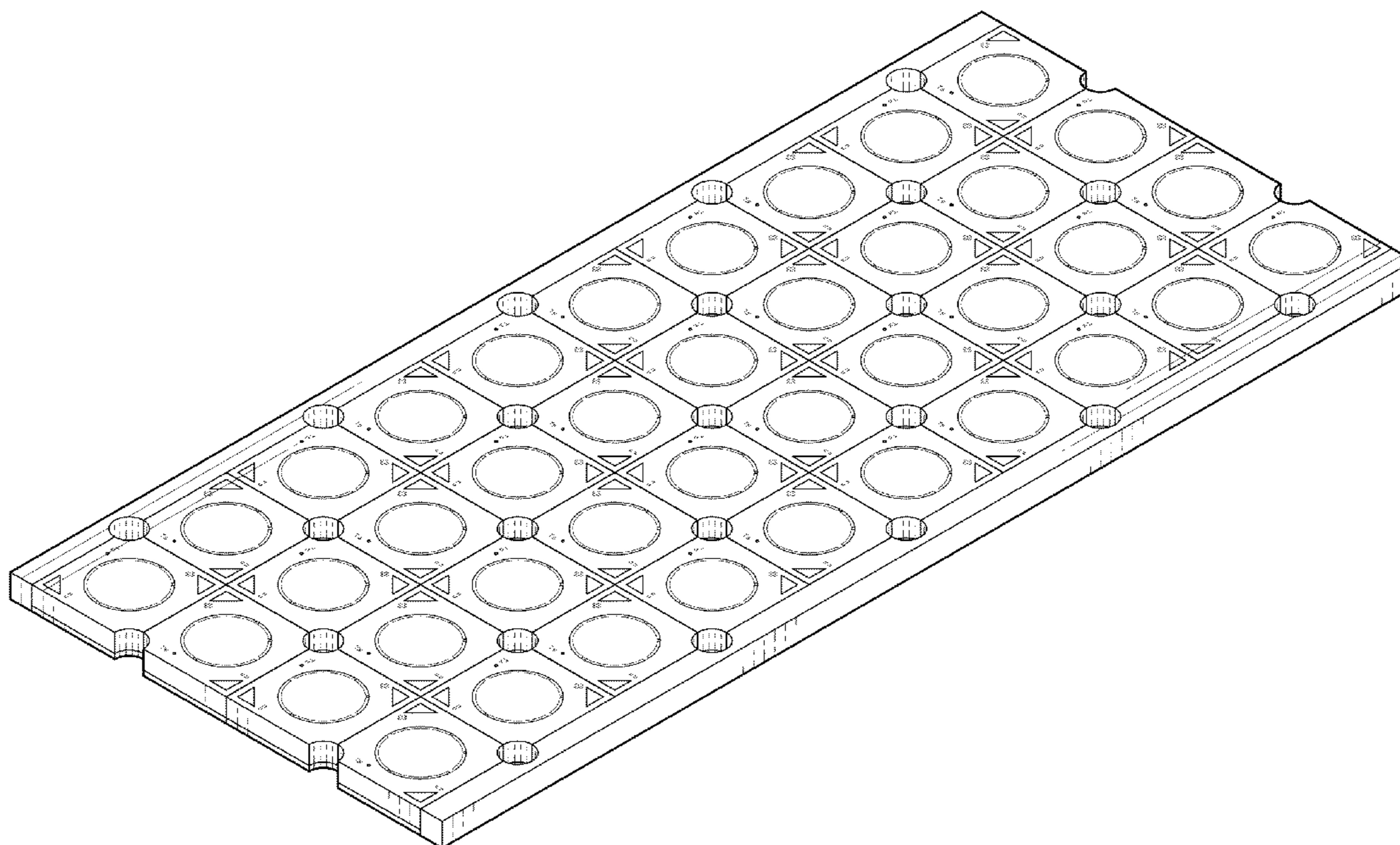
Primary Examiner — Selina Sikder

(57) **CLAIM**
The ornamental design for a lead-frame, as shown and described.

DESCRIPTION

FIG. 1 is a perspective view of a lead-frame;
FIG. 2 is a top plan view thereof;
FIG. 3 is a bottom plan view thereof; and,
FIG. 4 is an enlarged view of the part A of FIG. 2.
The broken lines shown in the drawings form no part of the claimed design.

1 Claim, 4 Drawing Sheets



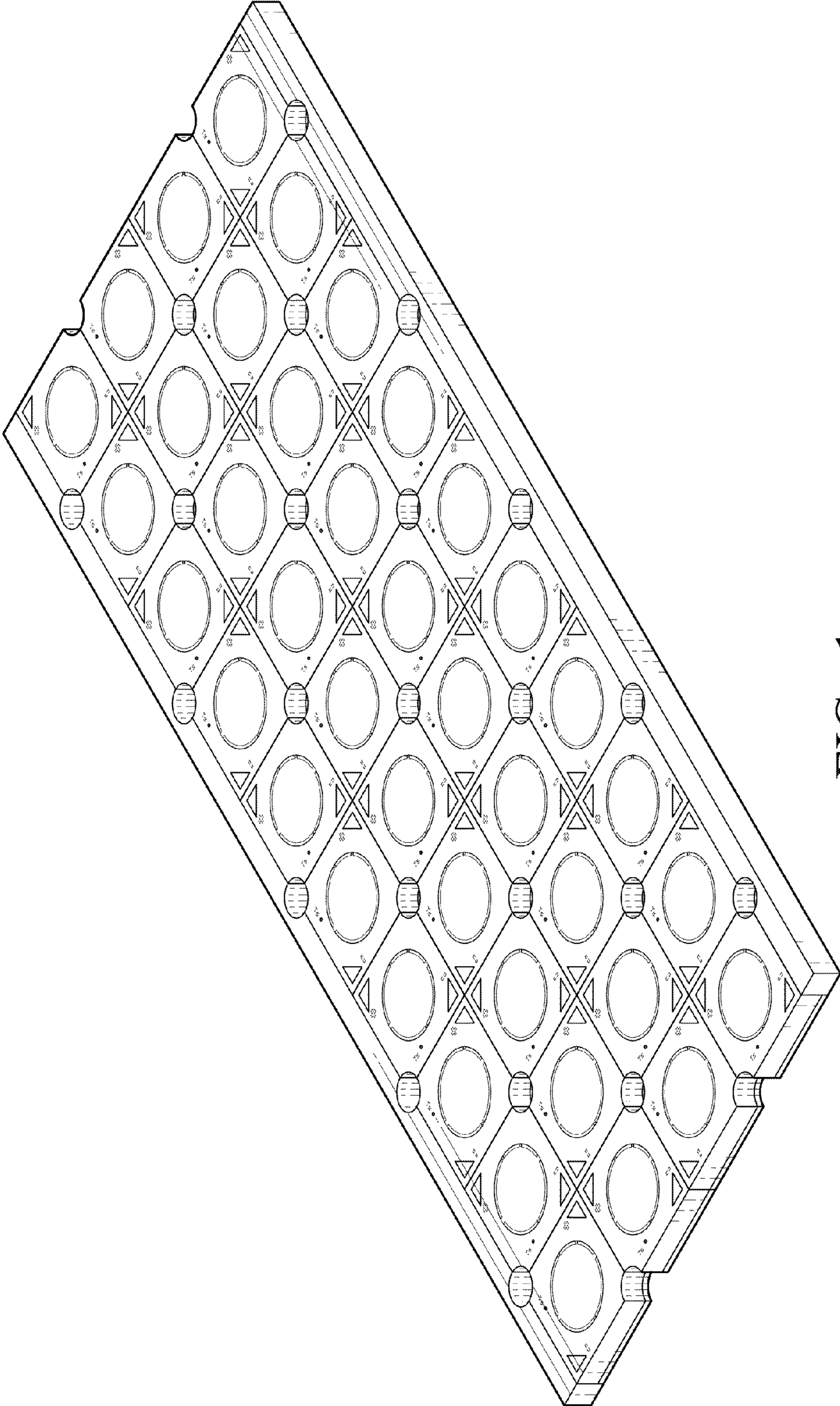


FIG. 1

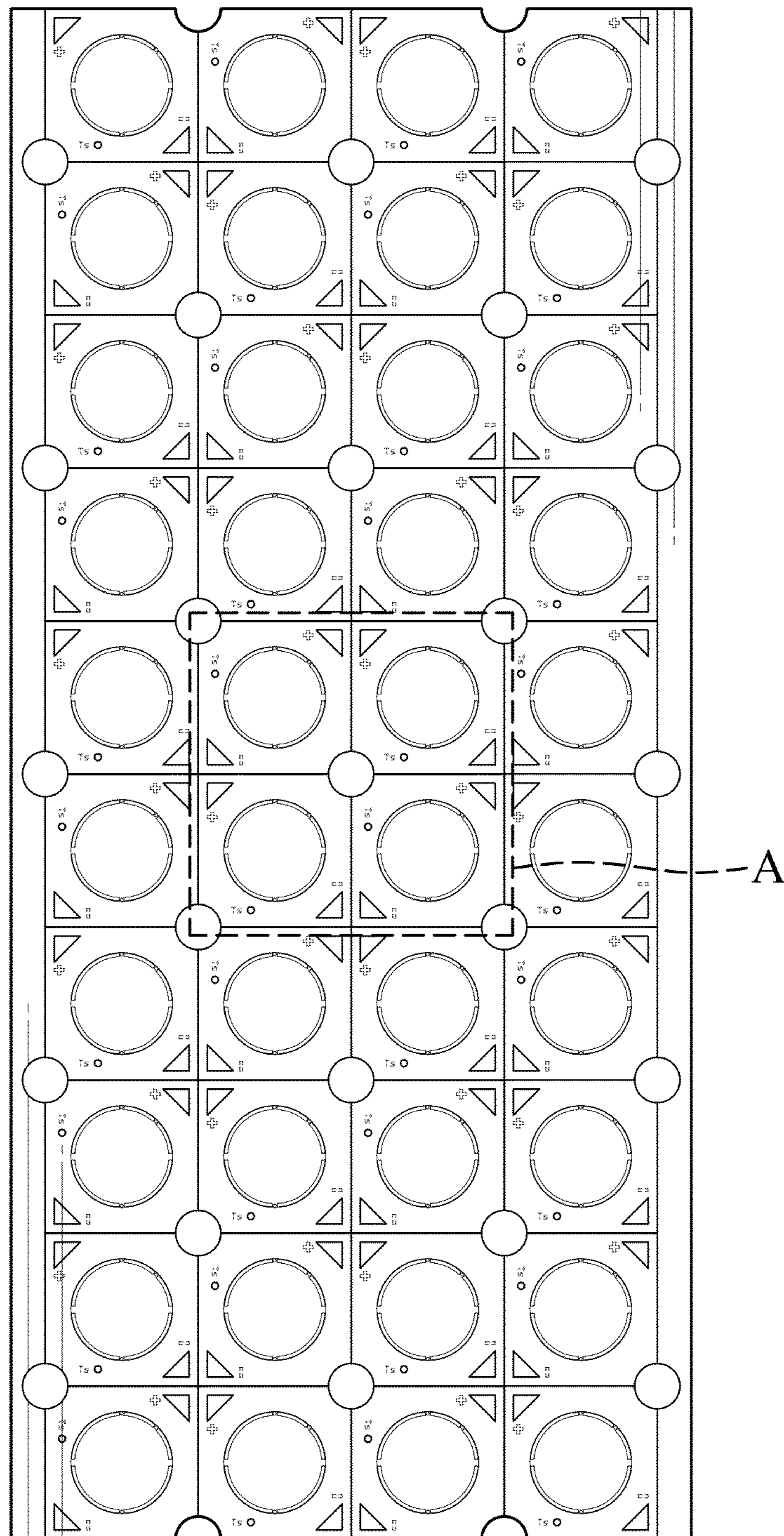


FIG. 2

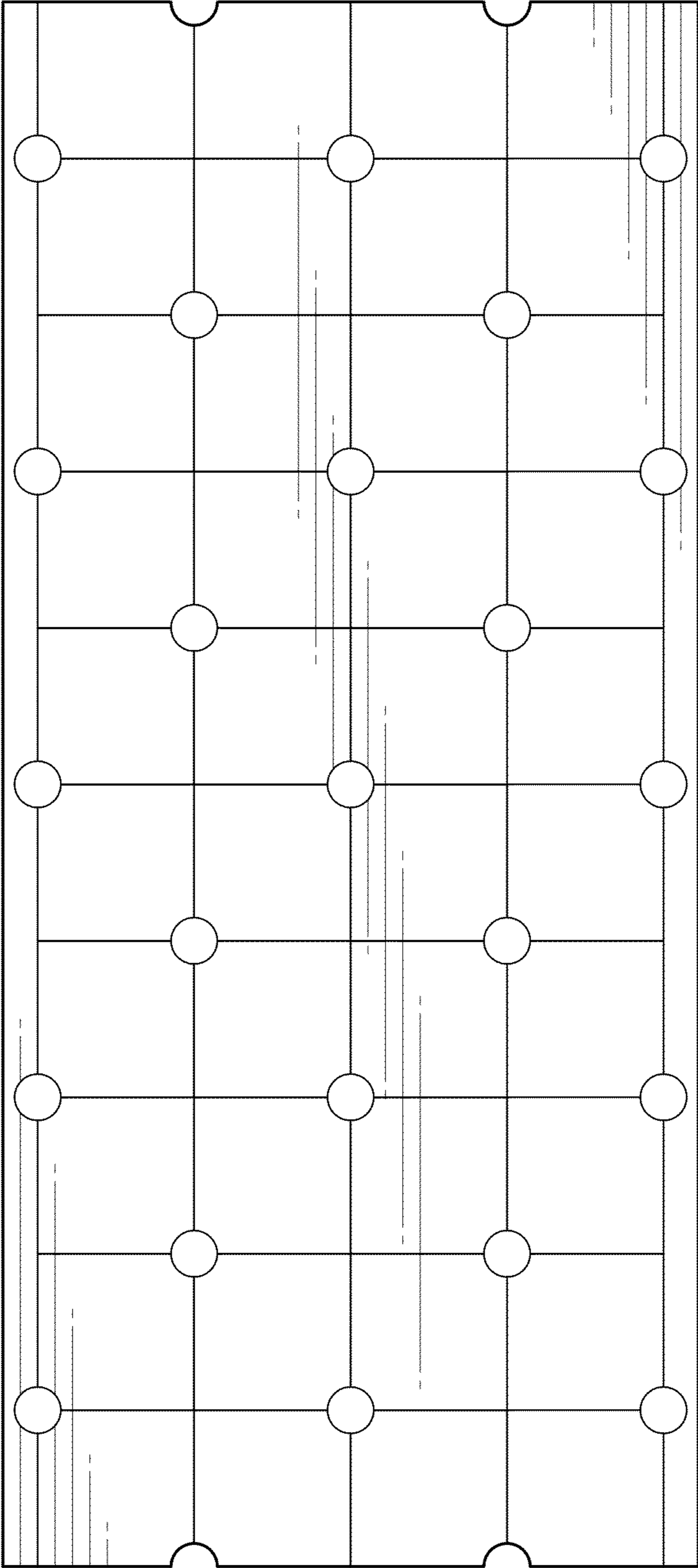


FIG. 3

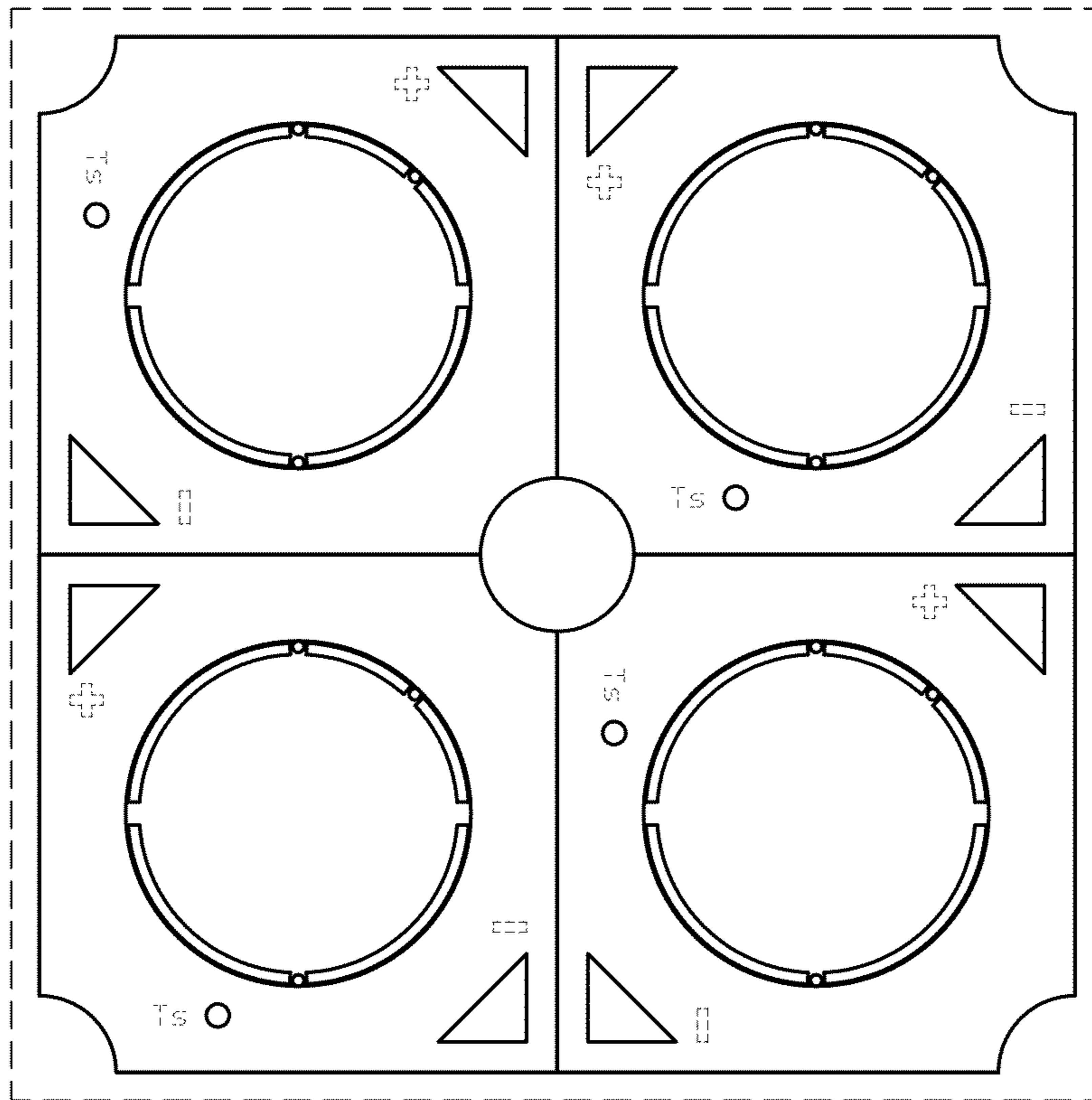


FIG. 4