



US00D730831S

(12) **United States Design Patent**
Kim et al.

(10) **Patent No.:** **US D730,831 S**
(45) **Date of Patent:** **** Jun. 2, 2015**

(54) **ELECTRODE PLATE FOR SECONDARY BATTERY**

(71) Applicants: **Jongsung Kim**, Sunnam-si (KR);
Kangho Ko, Yongin-si (KR)

(72) Inventors: **Jongsung Kim**, Sunnam-si (KR);
Kangho Ko, Yongin-si (KR)

(**) Term: **14 Years**

(21) Appl. No.: **29/437,059**

(22) Filed: **Nov. 13, 2012**

(51) **LOC (10) Cl.** **13-02**

(52) **U.S. Cl.**
USPC **D13/121**

(58) **Field of Classification Search**

USPC D13/121, 153, 154, 156, 133, 147;
429/209, 233, 241, 247, 81; D20/27,
D20/39, 10, 13, 15, 17, 22, 40-42

See application file for complete search history.

(56) **References Cited**

U.S. PATENT DOCUMENTS

479,753	A *	7/1892	Colgate	429/241
567,045	A *	9/1896	Rhodin	429/241
D31,368	S *	8/1899	Porter	D13/121
D56,652	S *	11/1920	Cook	D13/121
1,608,469	A *	11/1926	Daniel	429/241
1,800,422	A *	4/1931	Williams	429/228
D89,980	S *	5/1933	Wartow	D20/42
D285,917	S *	9/1986	Anderson et al.	D13/121
D288,940	S *	3/1987	Rutter	D20/17
D356,119	S *	3/1995	Roesser et al.	D20/17
5,649,378	A *	7/1997	Roesser et al.	40/559

OTHER PUBLICATIONS

M.L. Brown Co., Engravers, Engraved Name Plates, Nov. 13, 2012 (Wayback Machine), 1st Engraving by Mike, <<http://1st-engraving-by-mike.com/gpage8.html>>.*

Notched Corner Shape, Aug. 22, 2010 (Wayback Machine), Atlas Signs and Plaques, <<http://atlassignsandplaques.com/notchedcornershape.aspx>>.*

* cited by examiner

Primary Examiner — Susan Bennett Hattan

Assistant Examiner — Brett Miller

(74) *Attorney, Agent, or Firm* — Cantor Colburn LLP

(57) **CLAIM**

The ornamental design for an electrode plate for secondary battery, as shown and described.

DESCRIPTION

FIG. 1 is a perspective view of an electrode plate for secondary battery showing our new design;

FIG. 2 is a front view thereof (a rear view thereof being a mirror image of the front view);

FIG. 3 is a detail view thereof as indicated in FIG. 2;

FIG. 4 is a detail view thereof as indicated in FIG. 2;

FIG. 5 is a left side view thereof (a right side view thereof being a mirror image of the left side view);

FIG. 6 is a top plan view thereof; and,

FIG. 7 is a bottom plan view thereof.

The broken lines depict environmental subject matter only and form no part of the claimed design. The electrode plate is shown with symbolic break lines. The appearance of any portion of the article between the break lines form no part of the claimed design.

1 Claim, 5 Drawing Sheets

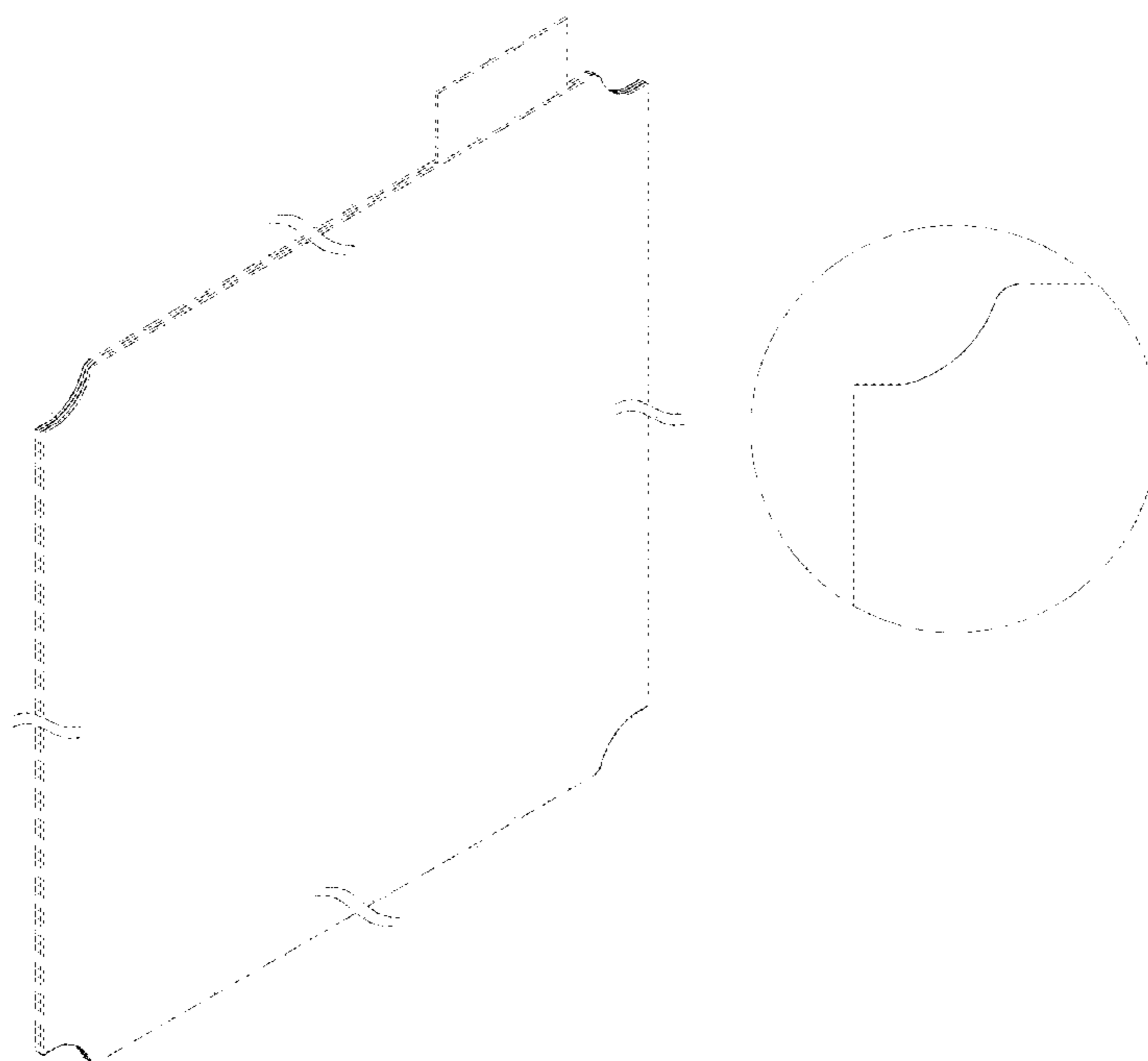


FIG. 1

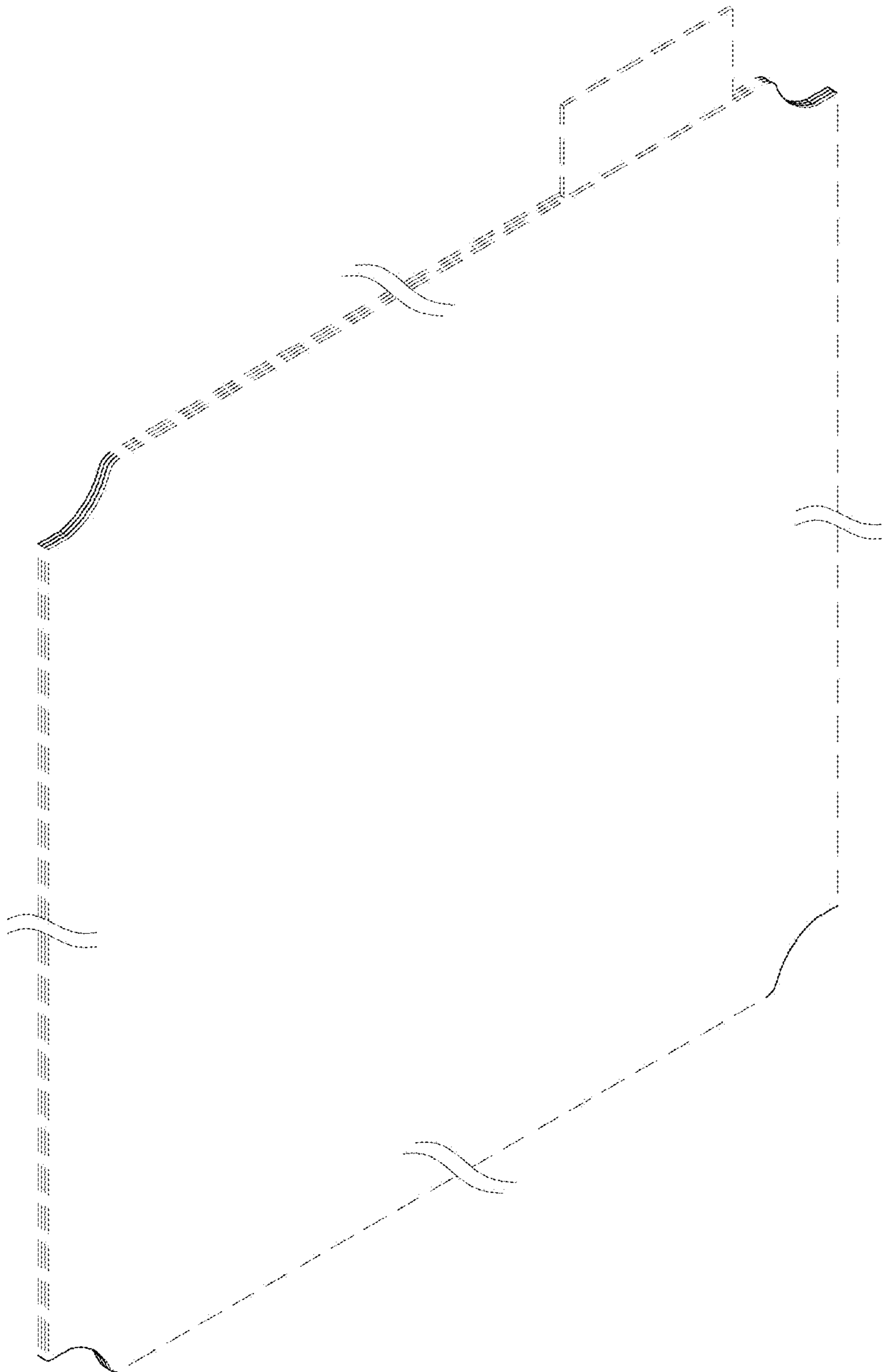


FIG. 2




FIG. 3

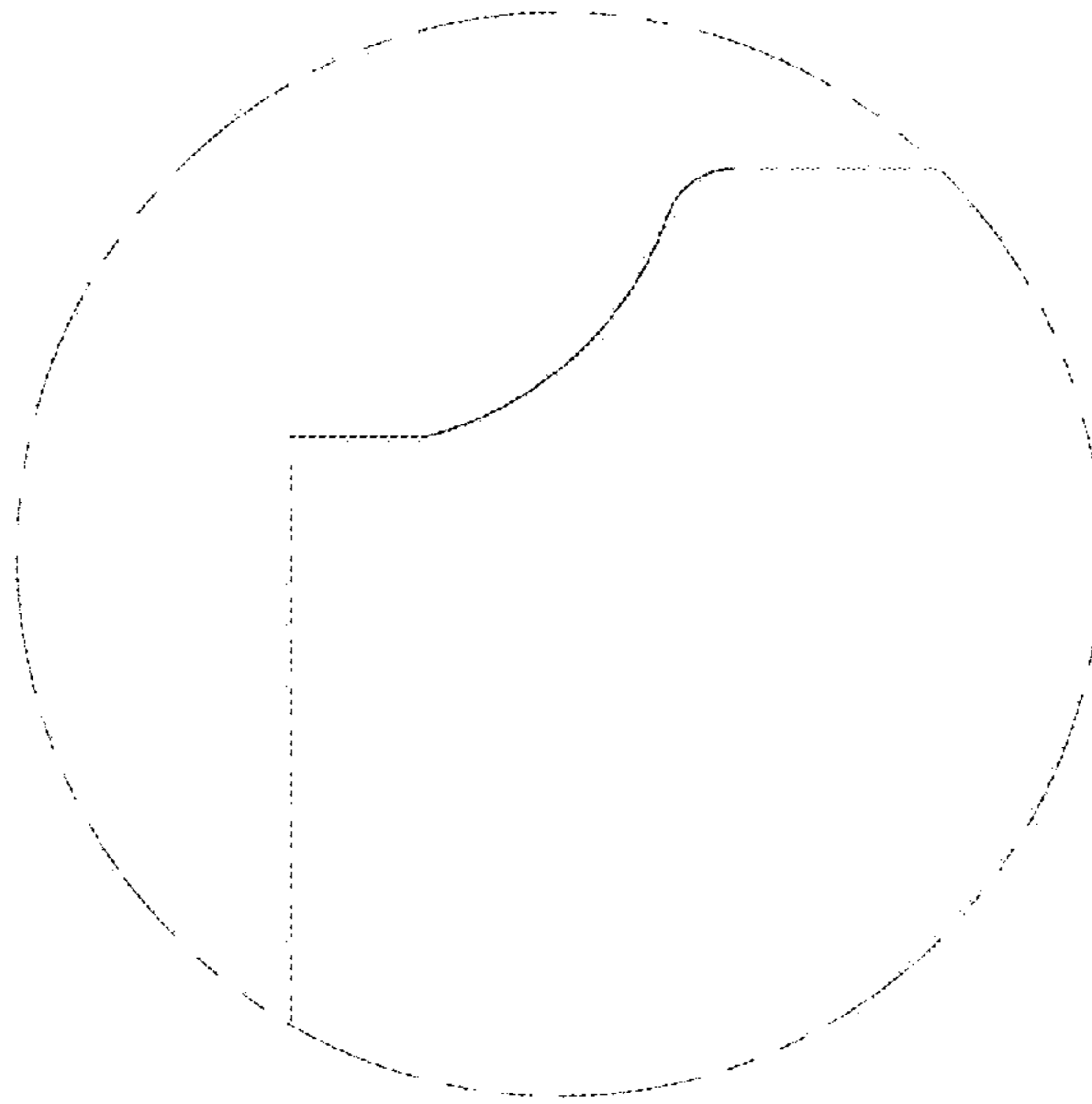


FIG. 4

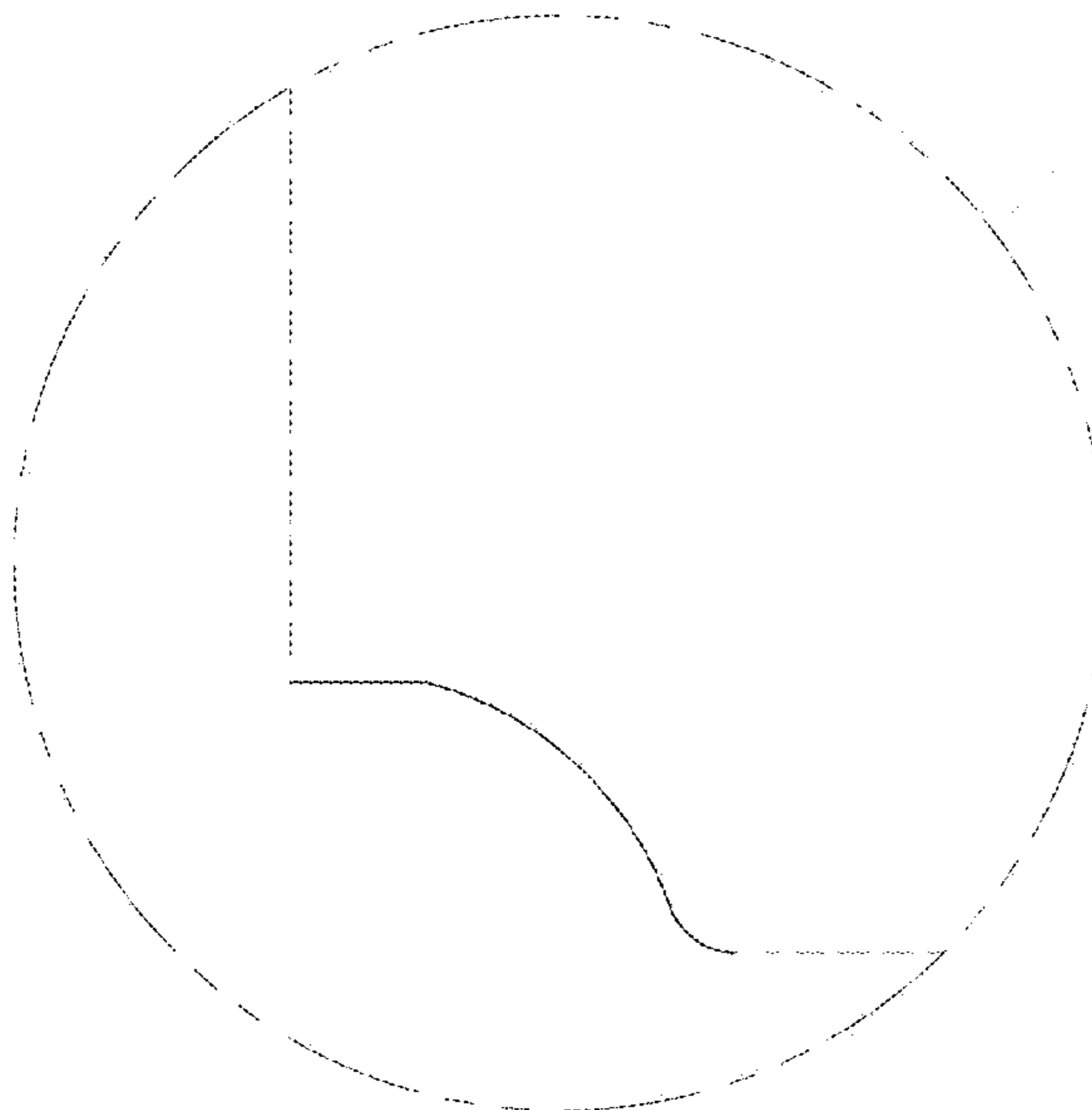


FIG. 5

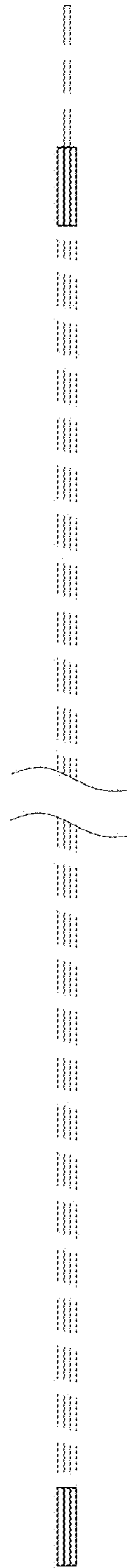


FIG. 6

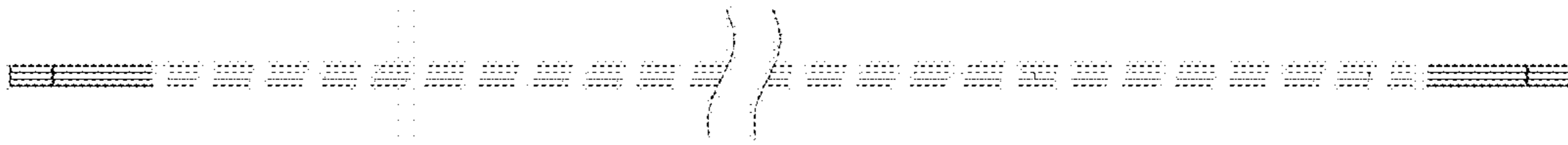


FIG. 7

