



US00D730816S

(12) **United States Design Patent**  
**Guld et al.**

(10) **Patent No.:** **US D730,816 S**  
(45) **Date of Patent:** **\*\* Jun. 2, 2015**

(54) **TIRE TREAD**

(71) Applicant: **Bridgestone Americas Tire Operations, LLC**, Nashville, TN (US)

(72) Inventors: **Anthony J. Guld**, Stow, OH (US); **Domenic Giampaolo**, Broadview Heights, OH (US); **John R. Sabistina**, Cuyahoga Falls, OH (US); **John Rucker**, Powell, OH (US)

(73) Assignee: **Bridgestone Americas Tire Operations, LLC**, Nashville, TN (US)

(\*\*) Term: **14 Years**

(21) Appl. No.: **29/436,429**

(22) Filed: **Nov. 6, 2012**

(51) **LOC (10) Cl.** ..... **12-15**

(52) **U.S. Cl.**  
USPC ..... **D12/601**

(58) **Field of Classification Search**  
USPC ..... D12/600, 601, 602, 603, 605, 900, 901  
CPC ..... B60C 11/03; B60C 11/0306  
See application file for complete search history.

(56) **References Cited**

U.S. PATENT DOCUMENTS

D344,478 S \* 2/1994 Consolacion et al. .... D12/601  
D387,716 S \* 12/1997 Miller et al. .... D12/601  
D413,286 S \* 8/1999 Umstot et al. .... D12/601  
D450,018 S \* 11/2001 Harris et al. .... D12/601

D452,666 S \* 1/2002 Regallis et al. .... D12/601  
D480,352 S \* 10/2003 Dixon et al. .... D12/601  
D615,480 S \* 5/2010 Jacobs ..... D12/586  
D642,975 S \* 8/2011 Givens et al. .... D12/601

OTHER PUBLICATIONS

Bridgestone Dueler HT 684 II, undated.

\* cited by examiner

*Primary Examiner* — Robert M Spear

(57) **CLAIM**

The ornamental design for a tire tread, as shown and described.

**DESCRIPTION**

FIG. 1 is a side perspective view of a tire tread showing our new design, it being understood that the tread pattern is repeated throughout the circumference of the tire tread, the opposite side being the same as that shown;

FIG. 2 is a front elevational view thereof;

FIG. 3 is a side elevational view thereof;

FIG. 4 is a side elevational view of the opposite side thereof;

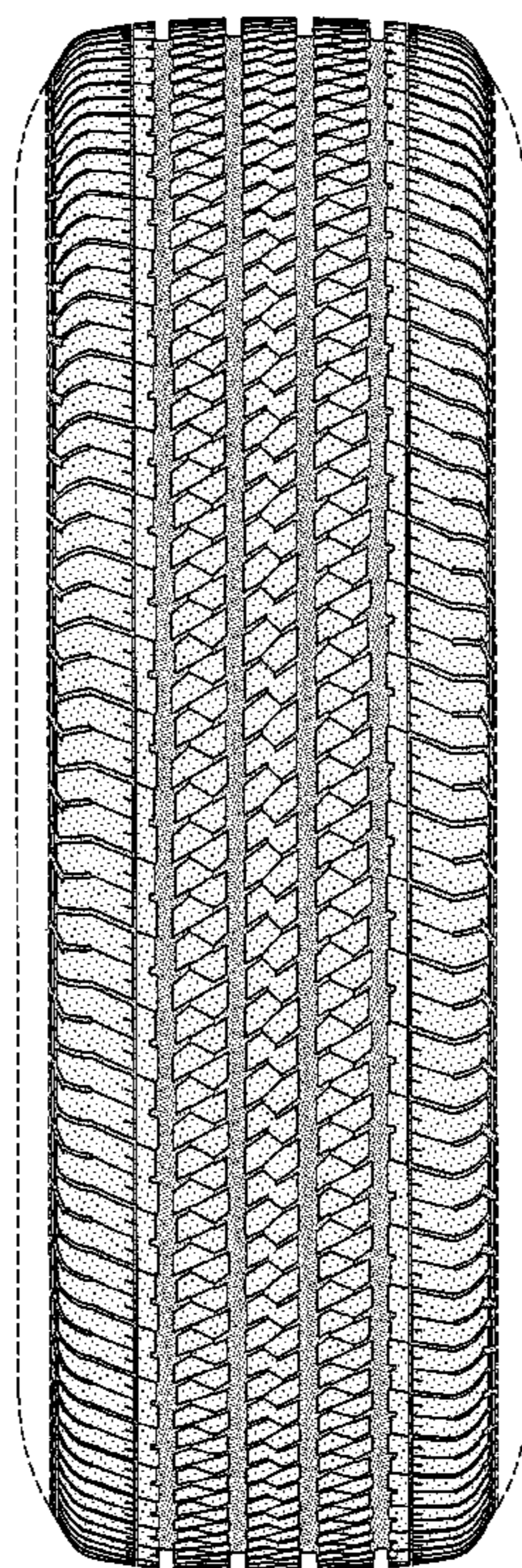
and,

FIG. 5 is an enlarged fragmentary front elevational view thereof.

The broken lines defining the tire sidewall, inner bead, and the peripheral boundary between the claimed tire tread and sidewall are for illustrative purposes only and form no part of the claimed design.

The dark gray shading depicts the tread grooves, which have the depth shown at the top and bottom edges of FIG. 2.

**1 Claim, 5 Drawing Sheets**





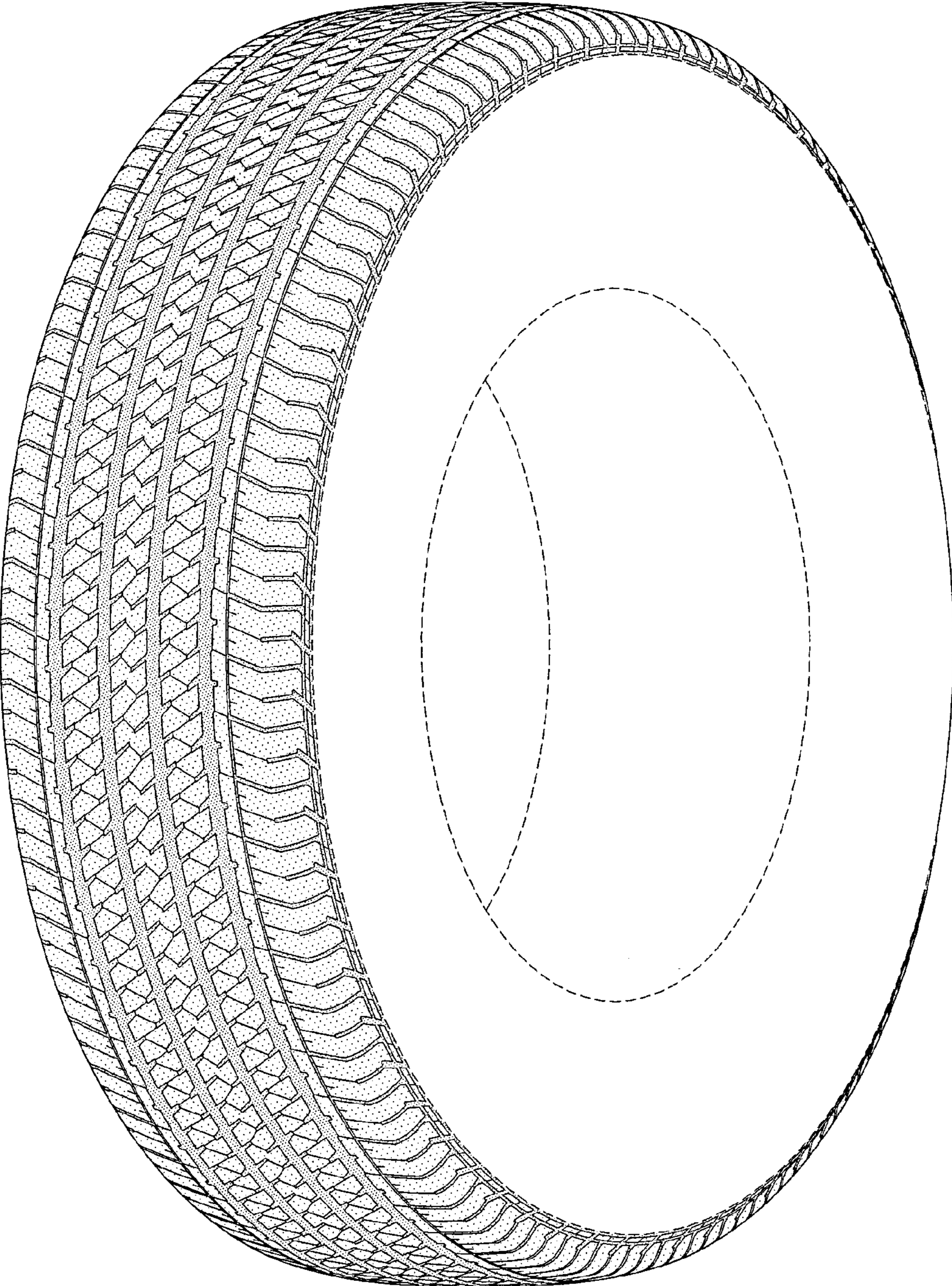


FIG-1



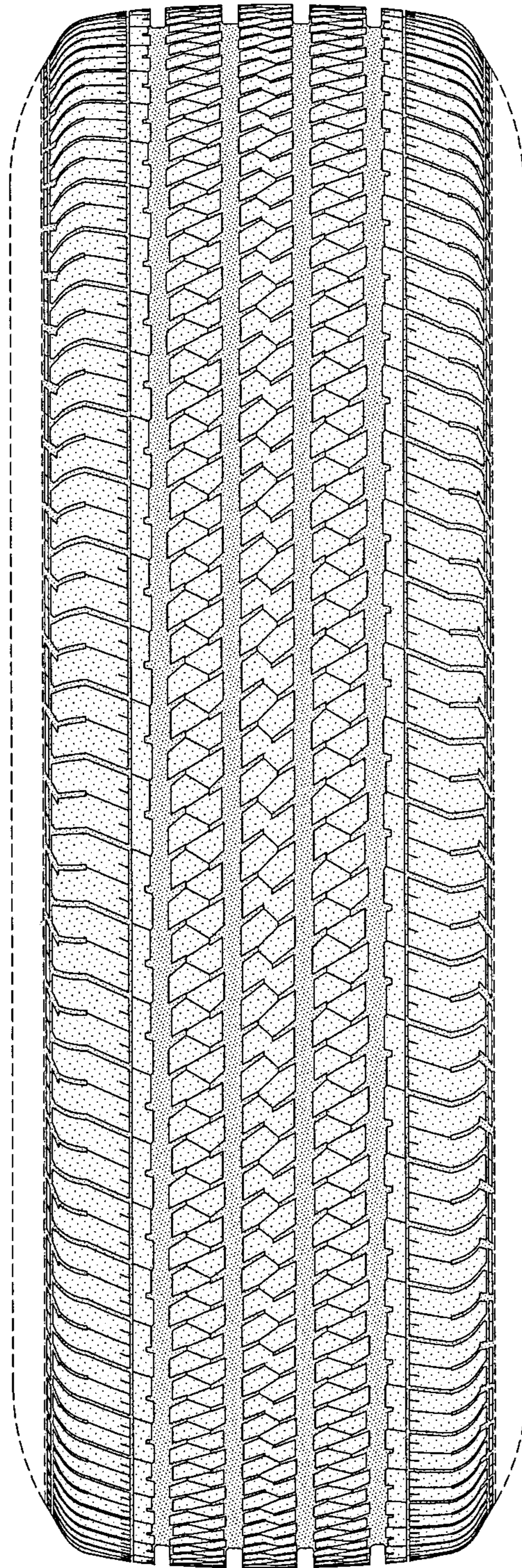


FIG-2

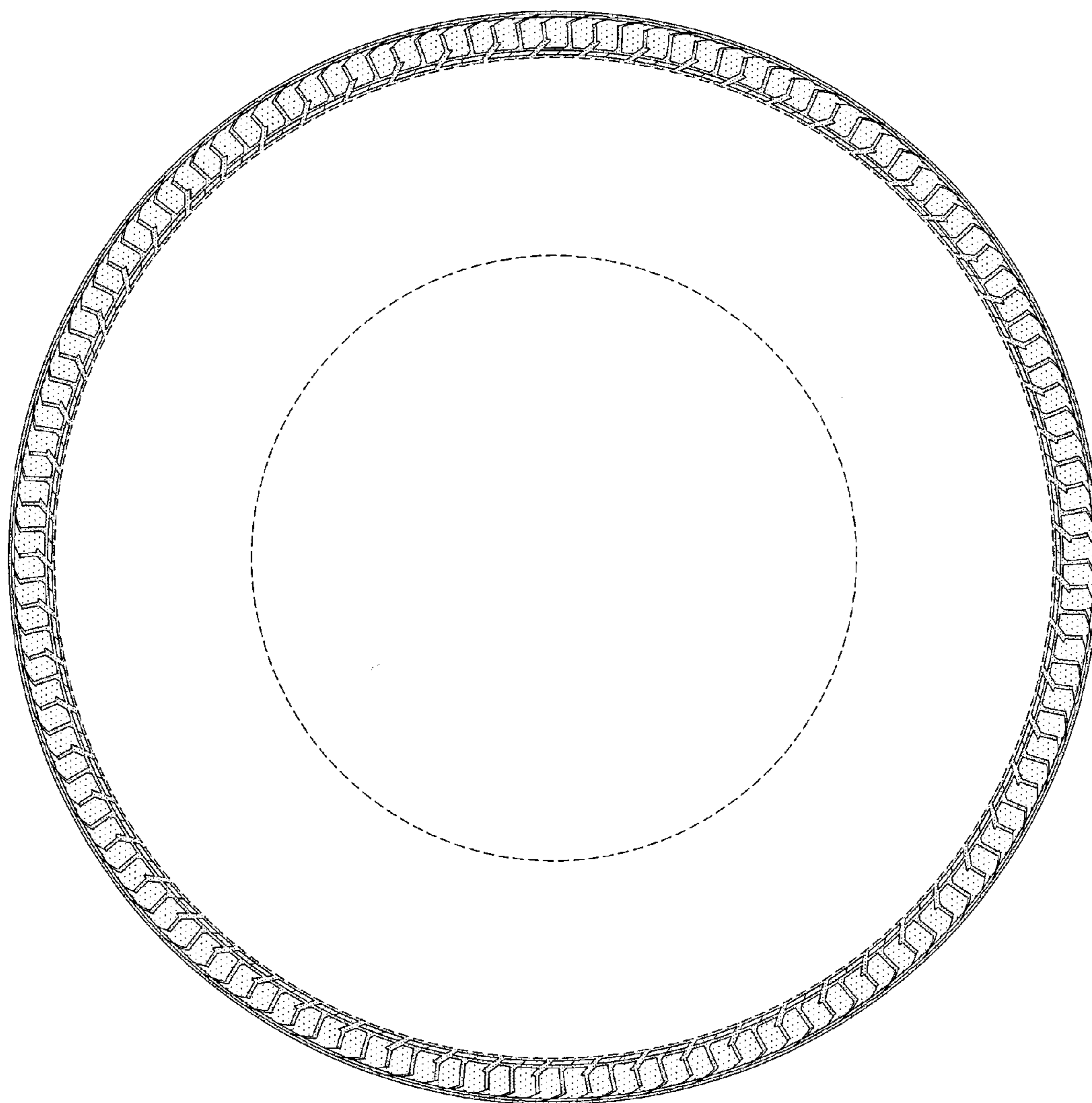


FIG-3



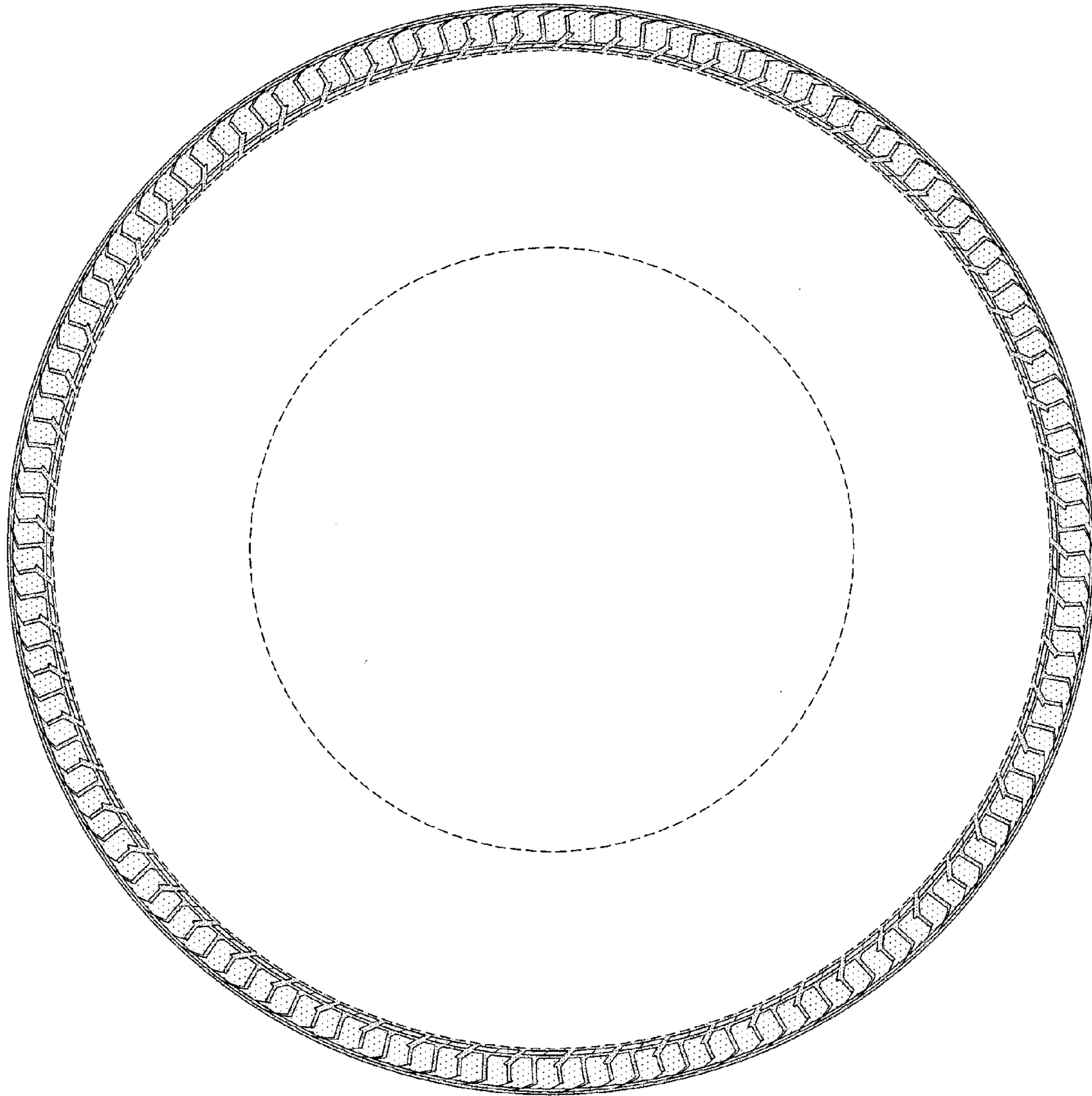


FIG-4

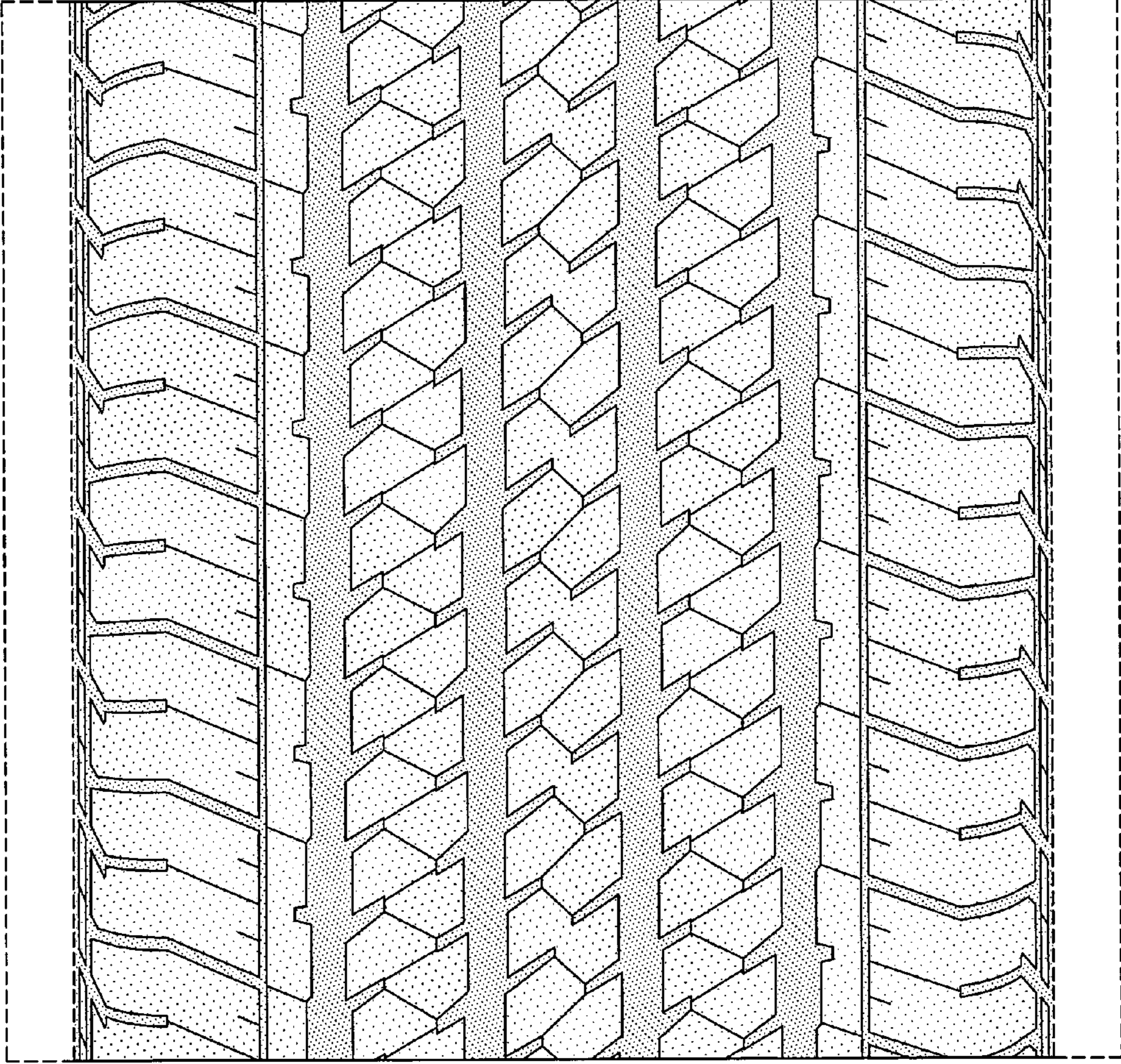


FIG-5