



US00D730809S

(12) **United States Design Patent**  
**Bonifas**

(10) **Patent No.:** **US D730,809 S**  
(45) **Date of Patent:** **\*\* Jun. 2, 2015**

- (54) **TIRE TREAD**
- (71) Applicant: **COOPER TIRE & RUBBER COMPANY**, Findlay, OH (US)
- (72) Inventor: **Patrick J. Bonifas**, Findlay, OH (US)
- (73) Assignee: **COOPER TIRE & RUBBER COMPANY**, Findlay, OH (US)
- (\*\*) Term: **14 Years**
- (21) Appl. No.: **29/492,137**
- (22) Filed: **May 28, 2014**
- (51) **LOC (10) Cl.** ..... **12-15**
- (52) **U.S. Cl.**  
USPC ..... **D12/523**
- (58) **Field of Classification Search**  
USPC ..... D12/505–532  
CPC ..... B60C 11/0304; B60C 11/0302; B60C 11/0306; B60C 11/0309; B60C 11/0318; B60C 11/0311; B60C 11/042; B60C 11/13; B60C 11/00; B60C 11/11; B60C 11/12  
See application file for complete search history.

D597,474 S *	8/2009	Yamakawa et al. ....	D12/523
D606,002 S *	12/2009	Yamakawa et al. ....	D12/523
D634,261 S *	3/2011	Schmalix et al. ....	D12/519
D654,848 S *	2/2012	Yonetsu .....	D12/519
D666,551 S *	9/2012	Schmidt-Zum Berge et al. ....	D12/521
D667,360 S *	9/2012	Ishida et al. ....	D12/523
D677,215 S *	3/2013	Nakamura .....	D12/523
D696,182 S *	12/2013	Sakamoto .....	D12/519
D716,217 S *	10/2014	Rittweger .....	D12/523

\* cited by examiner

*Primary Examiner* — Stacia Cadmus

(74) *Attorney, Agent, or Firm* — Fay Sharpe LLP

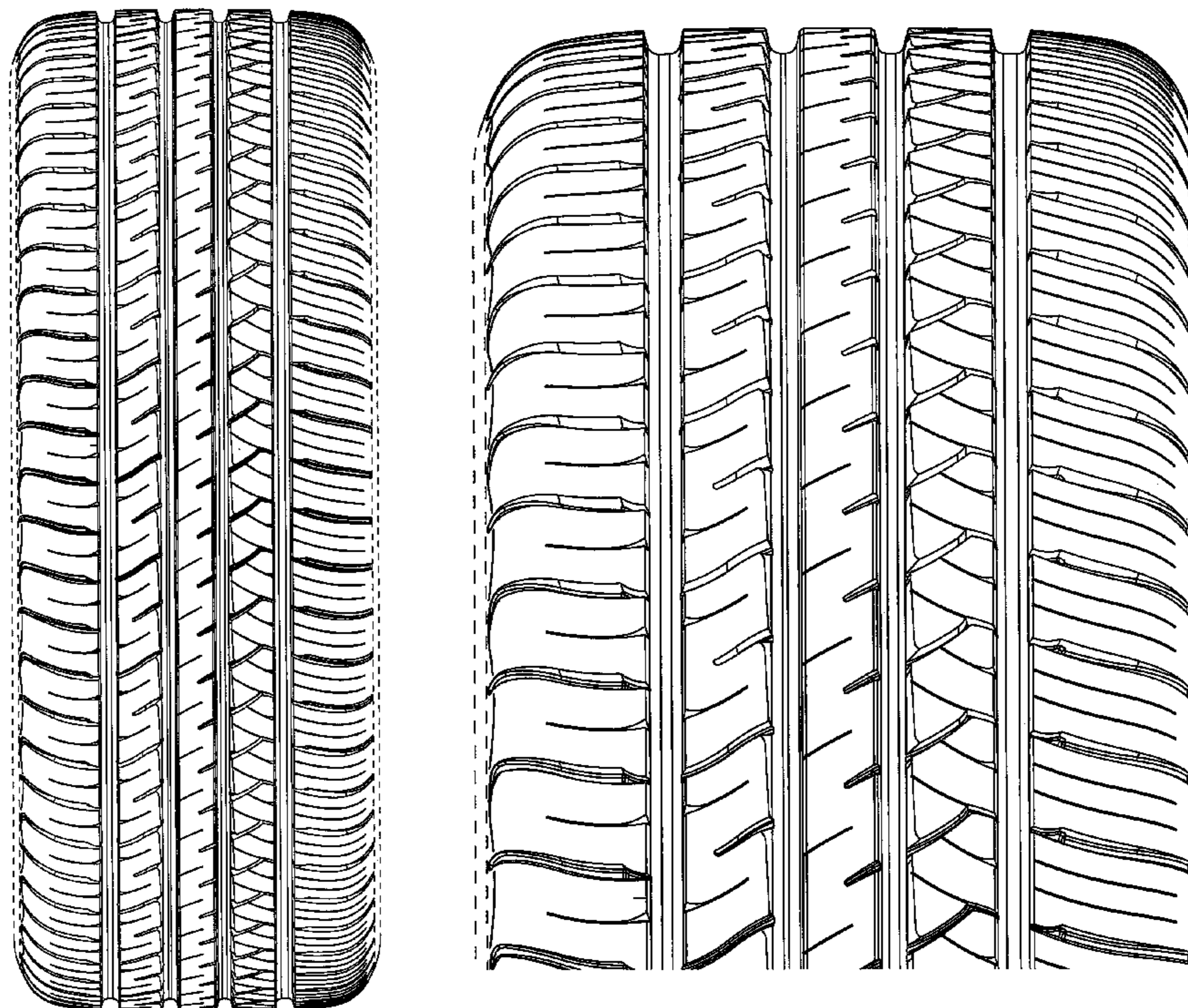
(57) **CLAIM**

The ornamental design for a tire tread, as shown and described.

**DESCRIPTION**

FIG. 1 is a perspective view of a tire tread of the present application;  
 FIG. 2 is a partial side (inside) view thereof;  
 FIG. 3 is a partial side (outside) view thereof;  
 FIG. 4 is a front view thereof; and,  
 FIG. 5 is an enlarged partial front view thereof.  
 The remaining three-fourths of the side views are a repetition of the illustrated one-fourth portion. The broken line showings of the sidewall, inner bead, shoulder tread, and the peripheral boundary between the tire tread and the sidewall are included for the purpose of illustrating environment and form no part of the claim.

**1 Claim, 5 Drawing Sheets**



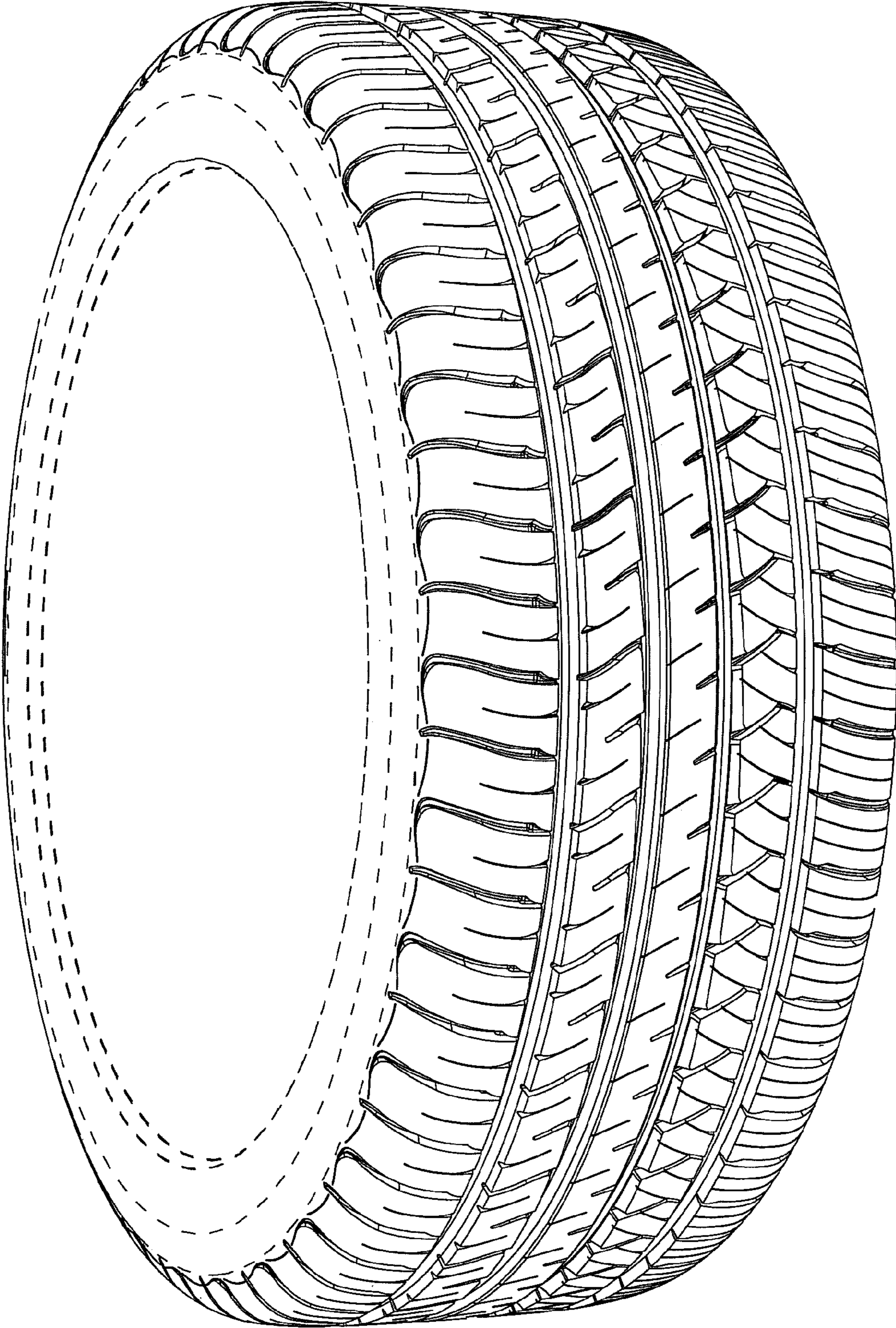


FIG. 1



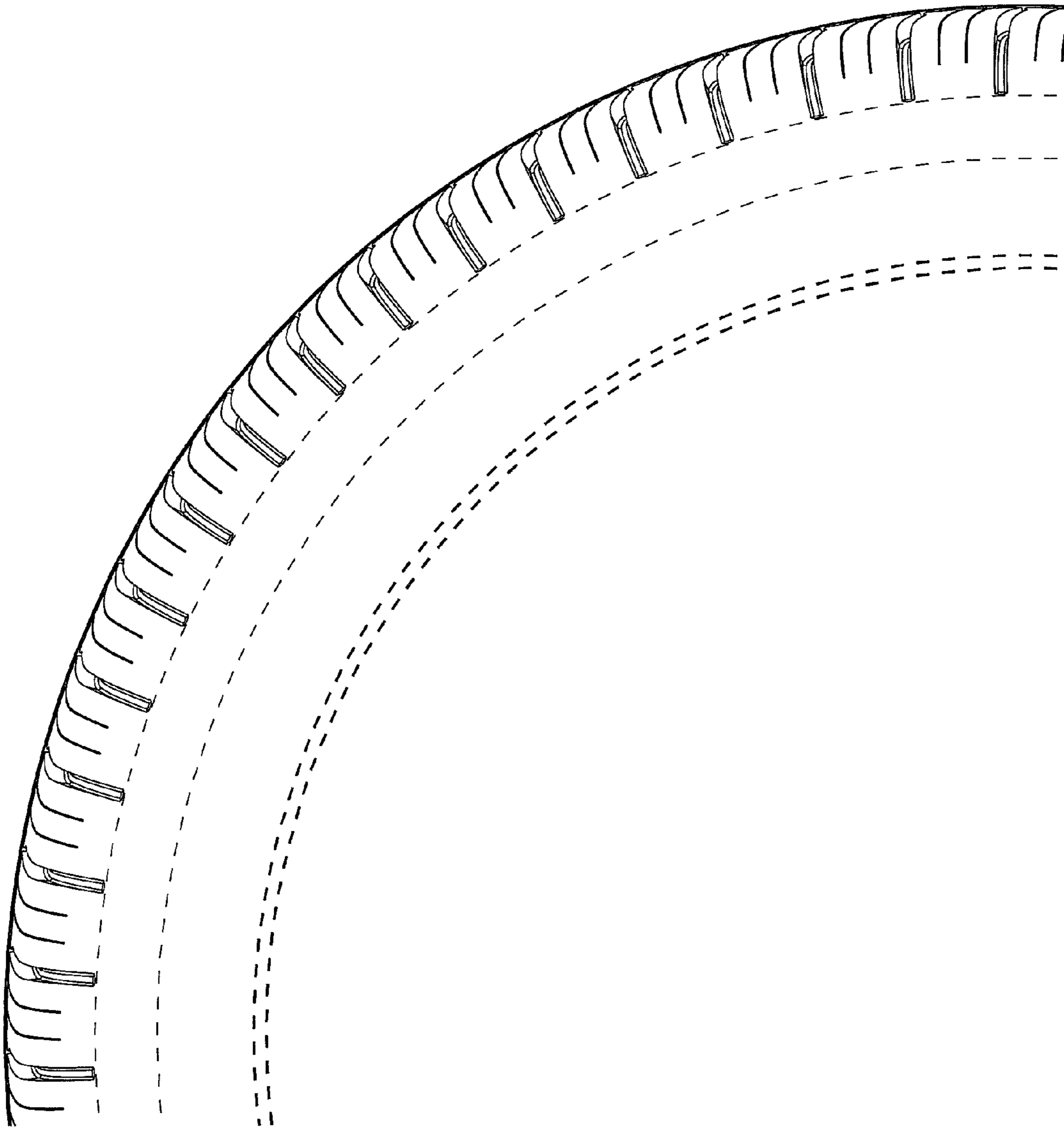


FIG. 2

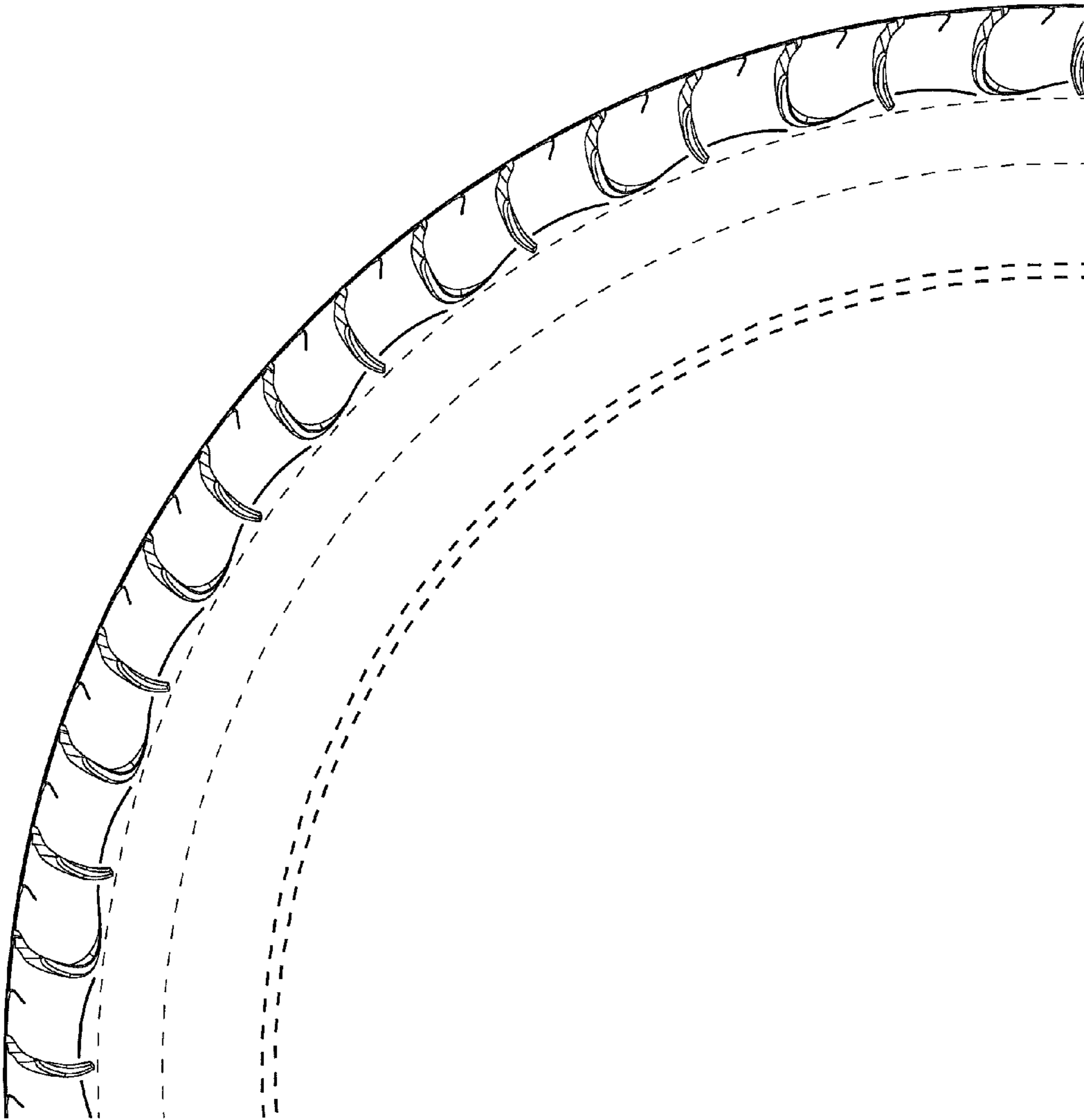


FIG. 3

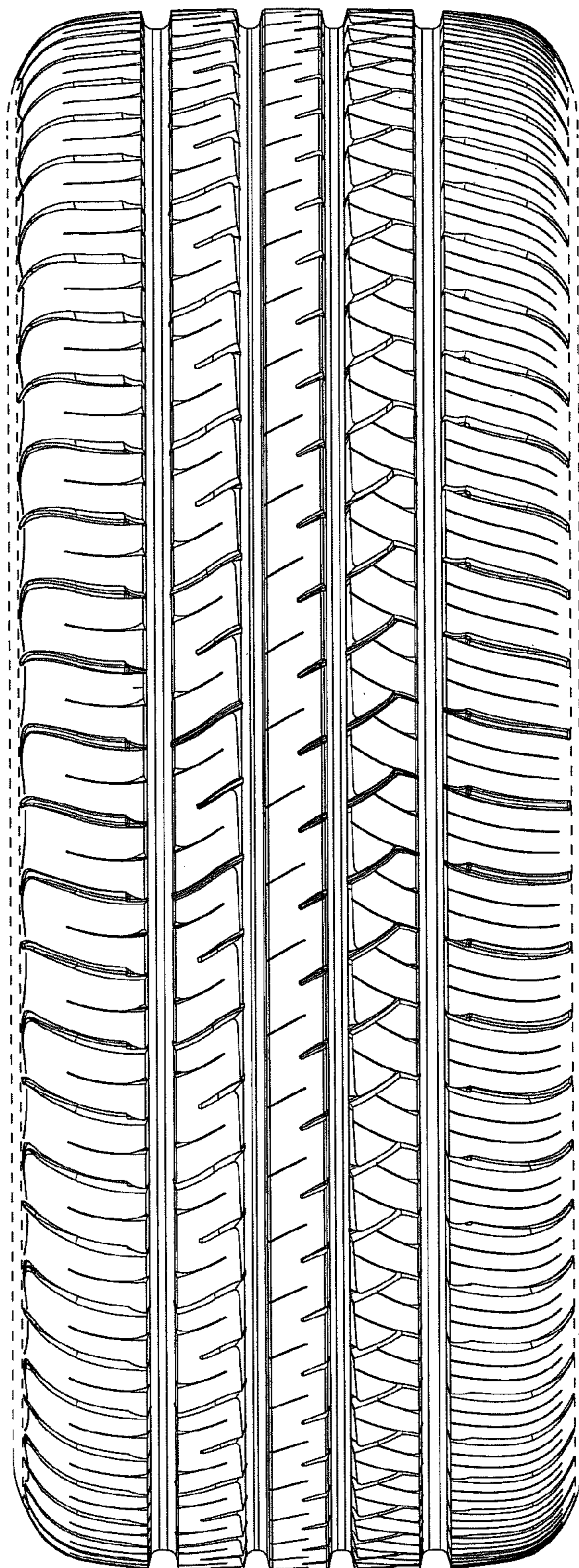


FIG. 4



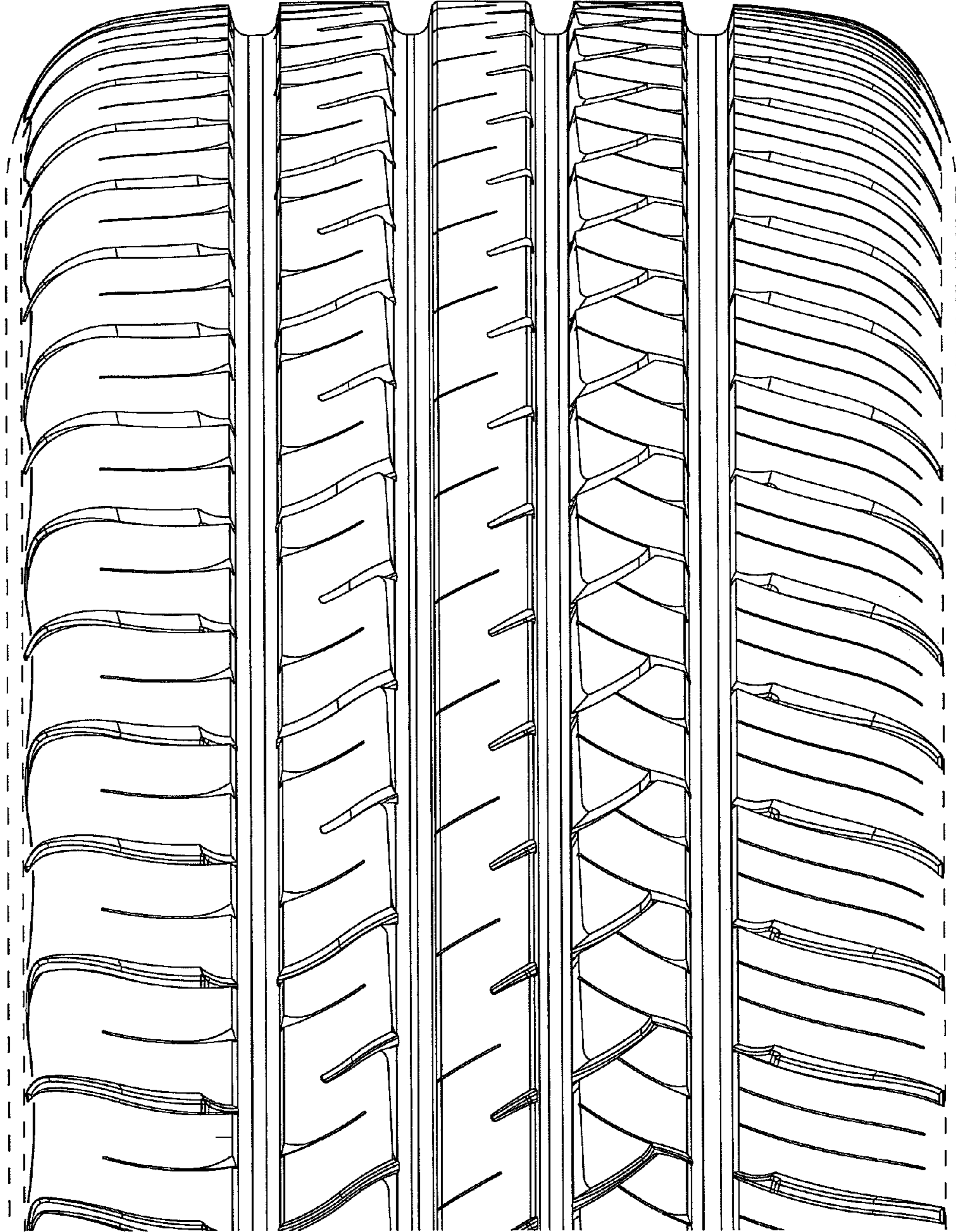


FIG. 5