

US00D730803S

(12) **United States Design Patent**  
**Hoover et al.**

(10) **Patent No.:** **US D730,803 S**  
(45) **Date of Patent:** **\*\* Jun. 2, 2015**

(54) **SHORT LIGHT SINGLE HELICOPTER**

(56) **References Cited**

(71) Applicant: **Bell Helicopter Textron Inc.**, Fort Worth, TX (US)

U.S. PATENT DOCUMENTS

(72) Inventors: **Sarah Hoover**, Keller, TX (US);  
**Andrew Zahasky**, North Richland Hills, TX (US); **Steve Loveland**, Keller, TX (US); **George Ryan Decker**, Fort Worth, TX (US); **William A. Amante**, Grapevine, TX (US)

3,604,660	A *	9/1971	Marley .....	244/17.11
3,902,688	A *	9/1975	Seibel et al. ....	244/17.11
D239,710	S *	4/1976	Garrison .....	D12/327
D242,338	S *	11/1976	Gilday .....	D12/327
D278,227	S *	4/1985	Johnston, Jr. ....	D12/327
5,093,677	A *	3/1992	McMahon .....	396/13
D332,078	S *	12/1992	Shallene .....	D12/327
5,209,430	A *	5/1993	Wilson et al. ....	244/17.19
D363,054	S *	10/1995	Taylor et al. ....	D12/327
D368,171	S *	3/1996	Snell .....	D6/336
D375,077	S *	10/1996	Taylor et al. ....	D12/327
D388,048	S *	12/1997	Taylor et al. ....	D12/328
6,003,782	A *	12/1999	Kim et al. ....	239/171
D592,583	S *	5/2009	Brody et al. ....	D12/326
D633,956	S *	3/2011	Cheng .....	D21/442
D687,364	S *	8/2013	Mitchell et al. ....	D12/326
2011/0253831	A1 *	10/2011	Cheng .....	244/17.21

(73) Assignee: **Bell Helicopter Textron Inc.**, Fort Worth, TX (US)

(\*\*) Term: **14 Years**

\* cited by examiner

(21) Appl. No.: **29/479,764**

Primary Examiner — Martie K Holtje

(22) Filed: **Jan. 20, 2014**

(74) Attorney, Agent, or Firm — Bell Helicopter Textron Inc.

(51) **LOC (10) Cl.** ..... **12-07**

(57) **CLAIM**

(52) **U.S. Cl.**  
USPC ..... **D12/326**; D21/442

The ornamental design for a short light single helicopter, as shown and described.

(58) **Field of Classification Search**

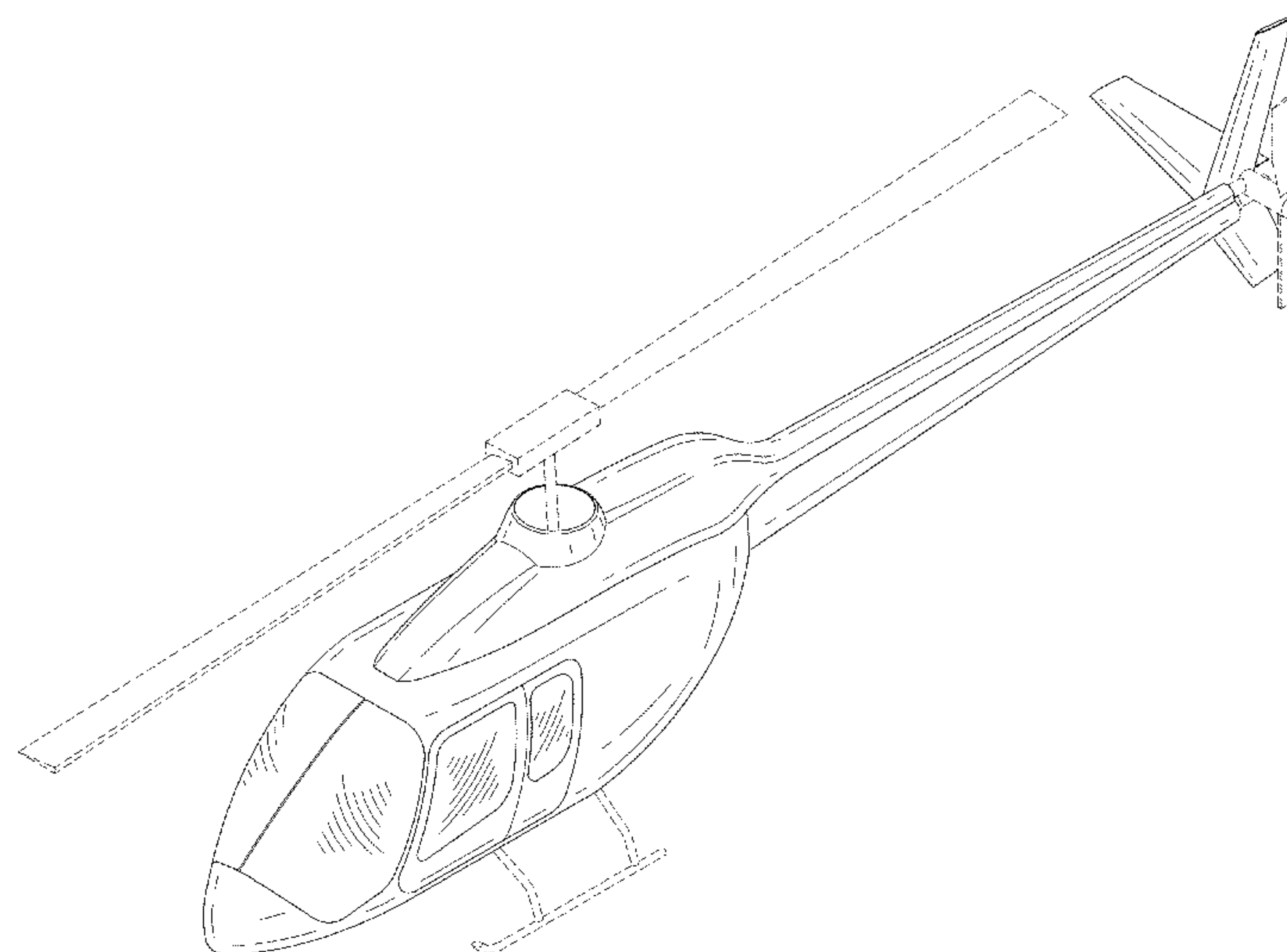
**DESCRIPTION**

USPC ..... D12/319, 326, 327, 328, 329, 331–334, D12/337, 338, 339, 344, 345; D21/430, D21/441, 442, 446, 447, 448–453; 244/2, 5, 244/6, 7 R, 7 A, 7 C, 12.1, 12.3, 12.4, 17.11, 244/17.19, 17.23, 17.25, 17.27, 8, 99.1, 244/119, 117 R; 280/1.12, 1.21; 446/34–38, 446/57, 232, 233, 236  
CPC ..... B64C 27/00; B64C 27/04; B64C 27/06; B64C 27/32; B64C 29/00; A63H 27/02; A63H 27/12

FIG. 1 is a top, right front perspective view of a short light single helicopter showing our new design;  
FIG. 2 is a front elevational view thereof;  
FIG. 3 is a rear elevational view thereof;  
FIG. 4 is a right side elevational view thereof;  
FIG. 5 is a left side elevational view thereof;  
FIG. 6 is a top plan view thereof; and,  
FIG. 7 is a bottom plan view thereof.  
The structural features depicted by broken lines have been shown for the purpose of illustrating portions of the short light single helicopter that form no part of the claimed design.

See application file for complete search history.

**1 Claim, 4 Drawing Sheets**



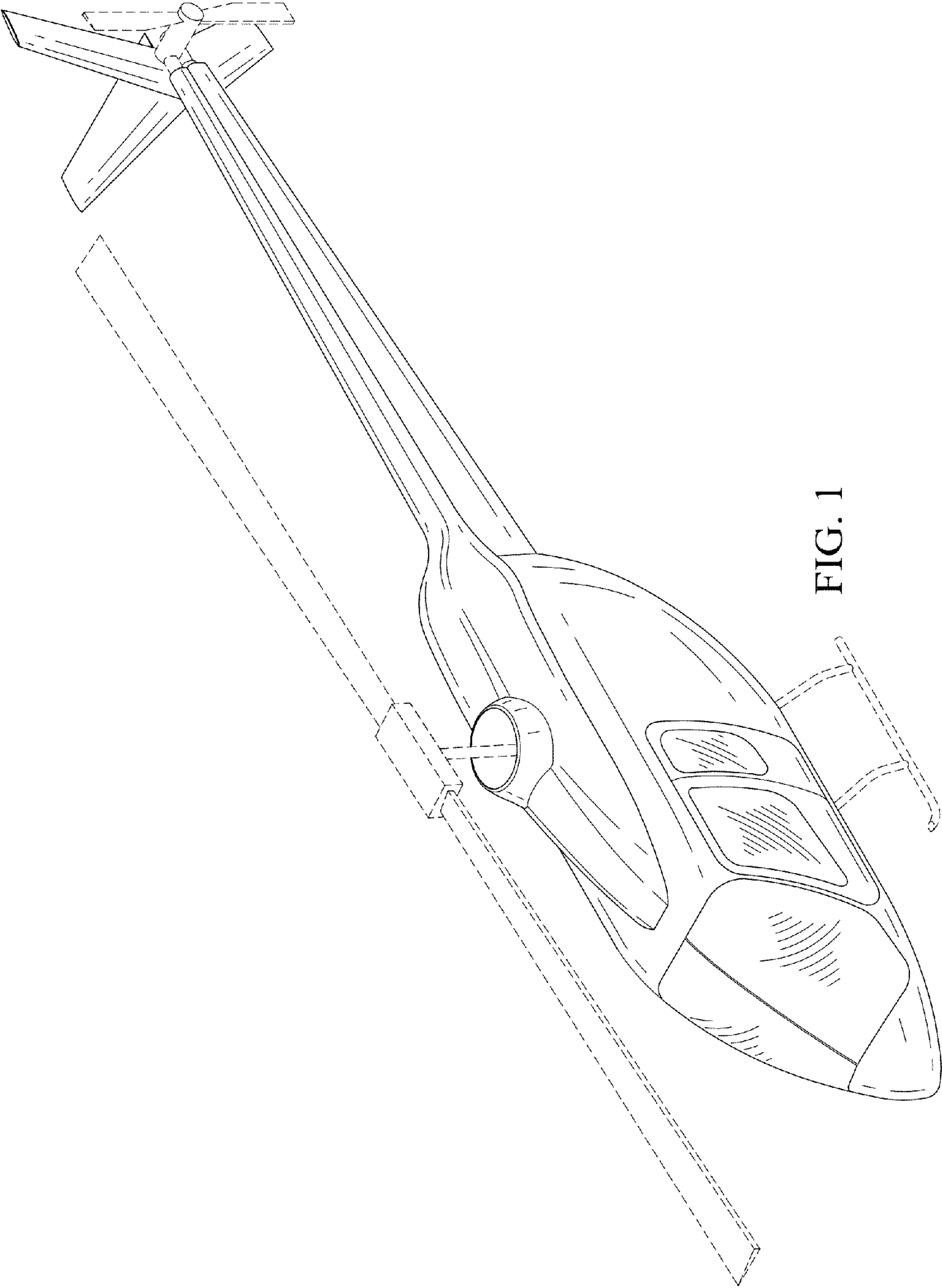


FIG. 1

FIG. 2

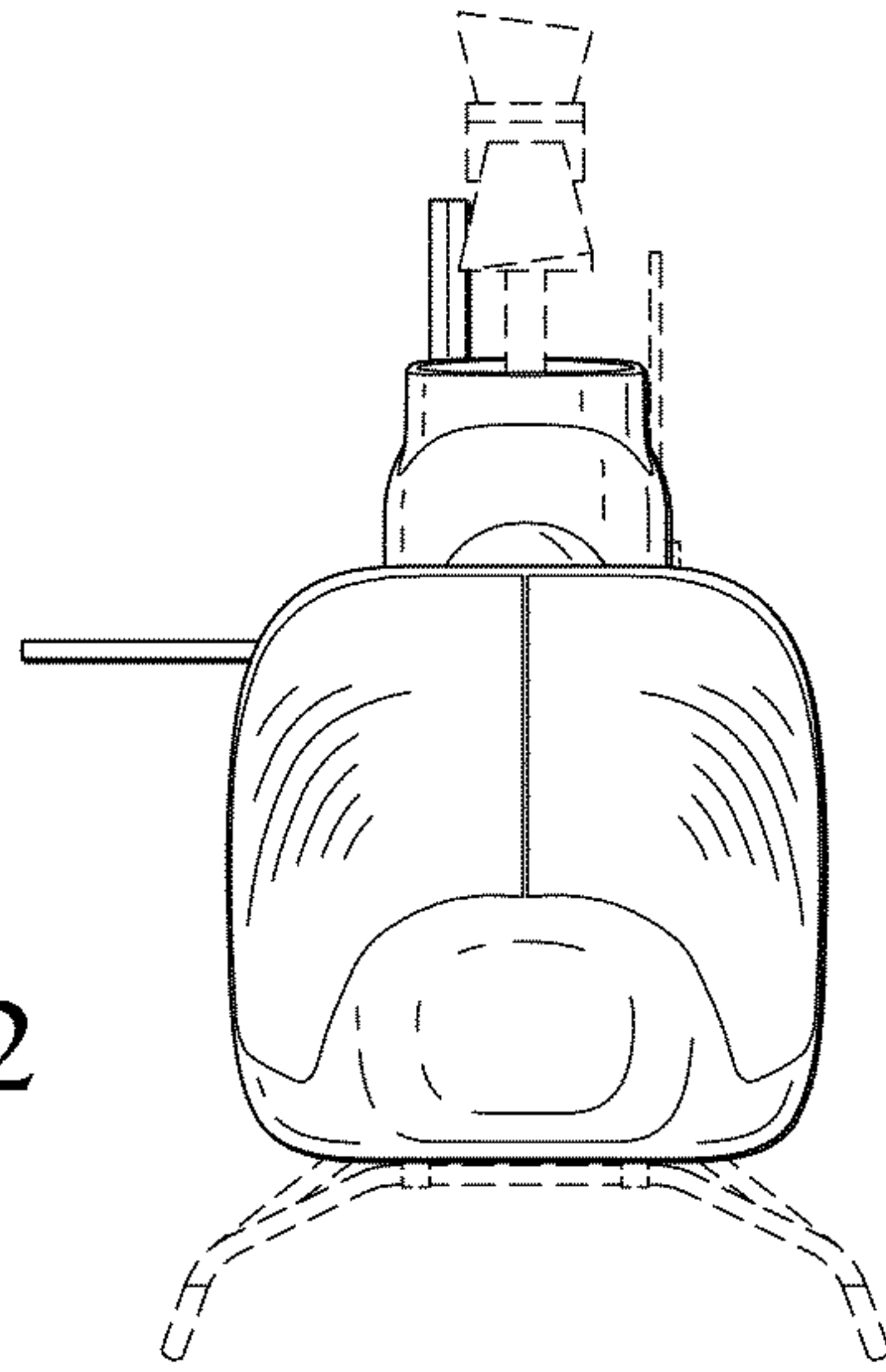
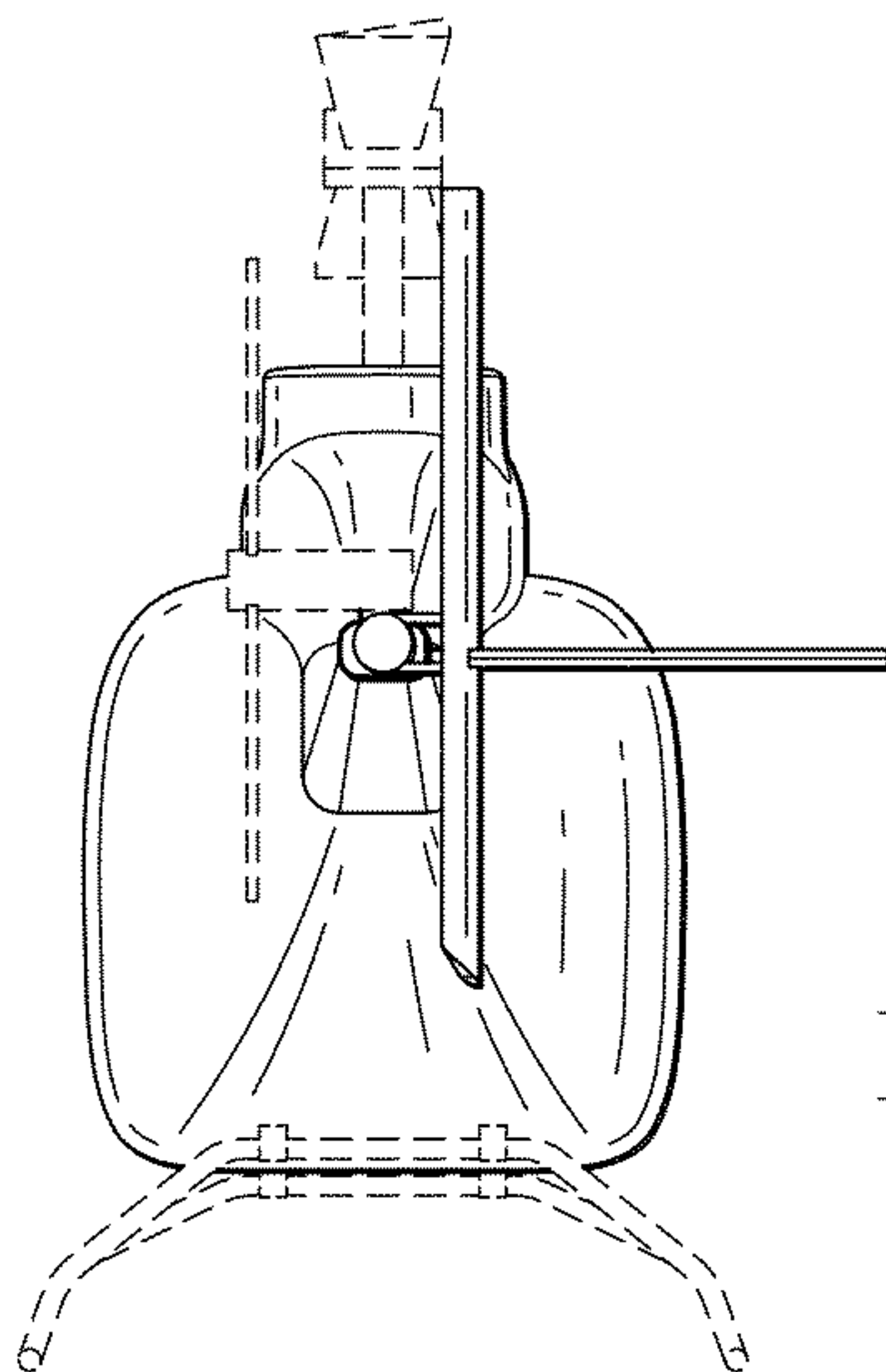


FIG. 3



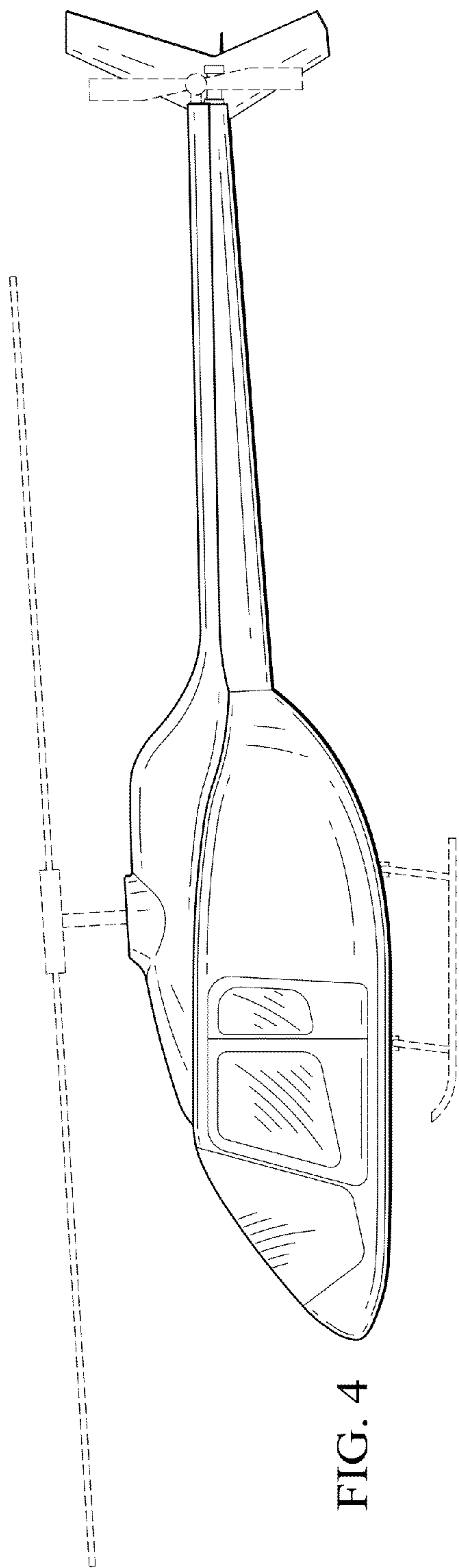


FIG. 4

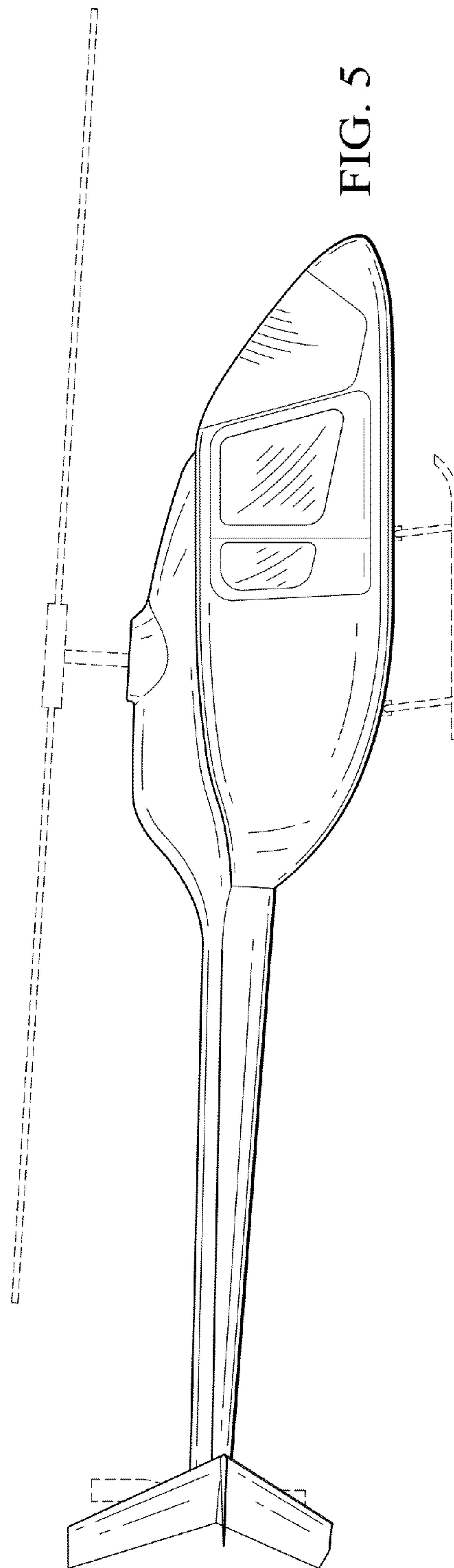


FIG. 5



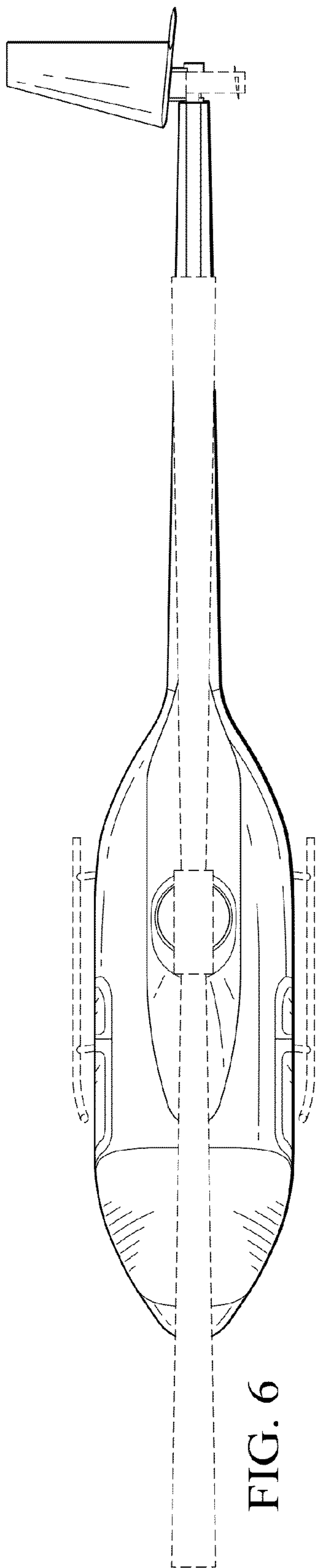


FIG. 6




FIG. 7