



US00D730788S

(12) **United States Design Patent**  
**Howell et al.**

(10) **Patent No.:** **US D730,788 S**  
(45) **Date of Patent:** **\*\* Jun. 2, 2015**

- (54) **VEHICLE FRONT BUMPER**
- (71) Applicants: **Gregory A Howell**, Farmington, MI (US); **Mark Allen**, Oxford, MI (US)
- (72) Inventors: **Gregory A Howell**, Farmington, MI (US); **Mark Allen**, Oxford, MI (US)
- (73) Assignee: **FCA US LLC**, Auburn Hills, MI (US)
- (\*\*) Term: **14 Years**
- (21) Appl. No.: **29/489,166**
- (22) Filed: **Apr. 28, 2014**

D454,813 S	3/2002	Boniface et al.	
D476,268 S	6/2003	Castiglione et al.	
D519,066 S	4/2006	Ney et al.	
D534,097 S	12/2006	Renkert et al.	
D534,458 S	1/2007	Renkert et al.	
D551,124 S	9/2007	Aneiros et al.	
D554,564 S	11/2007	Vardis et al.	
D635,067 S *	3/2011	Kozai et al.	D12/169
D640,957 S *	7/2011	Bauer et al.	D12/169
D650,721 S	12/2011	Galante et al.	
D670,625 S *	11/2012	Frei et al.	D12/169
D703,583 S	4/2014	Howell et al.	
D705,706 S *	5/2014	Kawasaki	D12/169

\* cited by examiner

*Primary Examiner* — Melody N Brown  
(74) *Attorney, Agent, or Firm* — Ralph E. Smith

**Related U.S. Application Data**

- (63) Continuation-in-part of application No. 29/434,717, filed on Oct. 16, 2012, now Pat. No. Des. 703,583.
- (51) **LOC (10) Cl.** ..... **12-16**
- (52) **U.S. Cl.**  
USPC ..... **D12/169**
- (58) **Field of Classification Search**  
USPC ..... D12/169, 216, 90–92, 86, 171, 196,  
D12/163; 293/102, 113, 115, 117, 120;  
296/180.1, 180.2  
CPC ..... B60R 19/02; B60R 19/04; B62D 25/08  
See application file for complete search history.

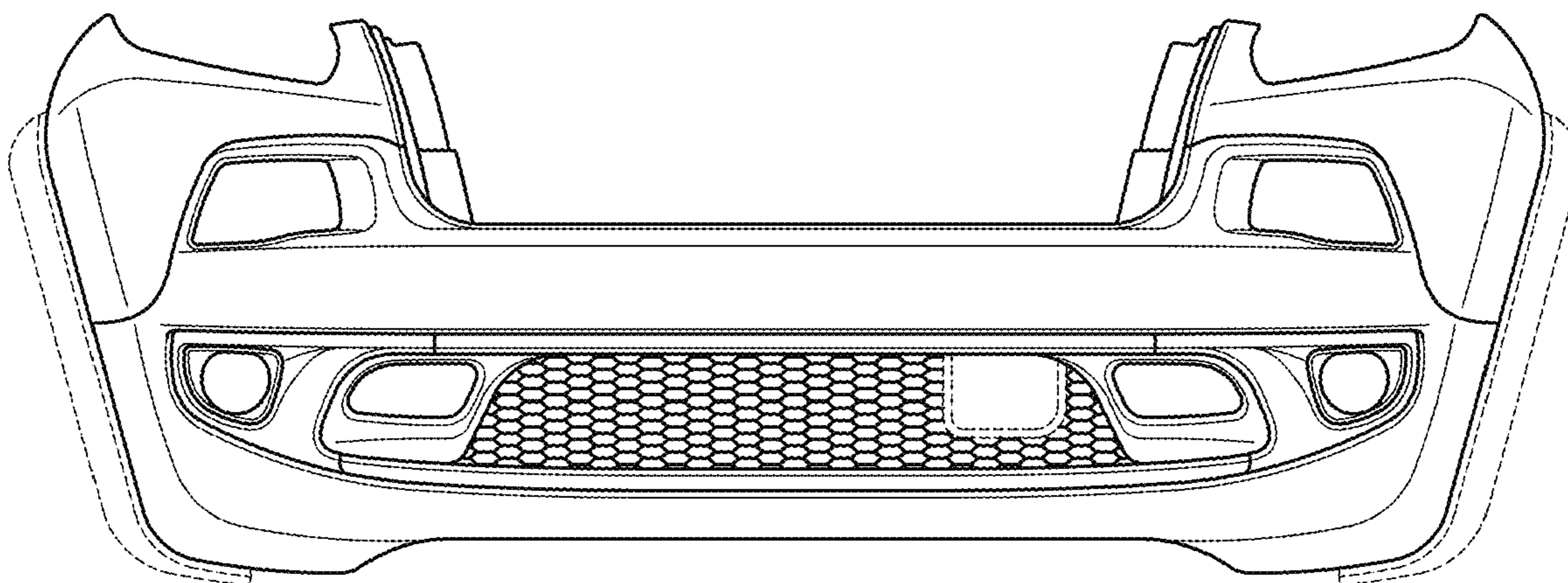
(57) **CLAIM**  
The ornamental design for a vehicle front bumper, as shown and described.

**DESCRIPTION**

FIG. 1 is a front and right side perspective view of a vehicle front bumper showing our new design; FIG. 2 is a front elevational view thereof; FIG. 3 is a rear elevational view thereof; FIG. 4 is a bottom plan view thereof; FIG. 5 is a top plan view thereof; and, FIG. 6 is a left side view thereof. It will be understood that the broken lines shown in the drawings illustrate portions of the vehicle front bumper that form no part of claimed design. The right side view is a mirror image of FIG. 6.

- (56) **References Cited**  
U.S. PATENT DOCUMENTS  
D408,329 S 4/1999 Anness et al.  
D416,519 S 11/1999 Won et al.  
D420,939 S 2/2000 Faurote et al.

**1 Claim, 2 Drawing Sheets**



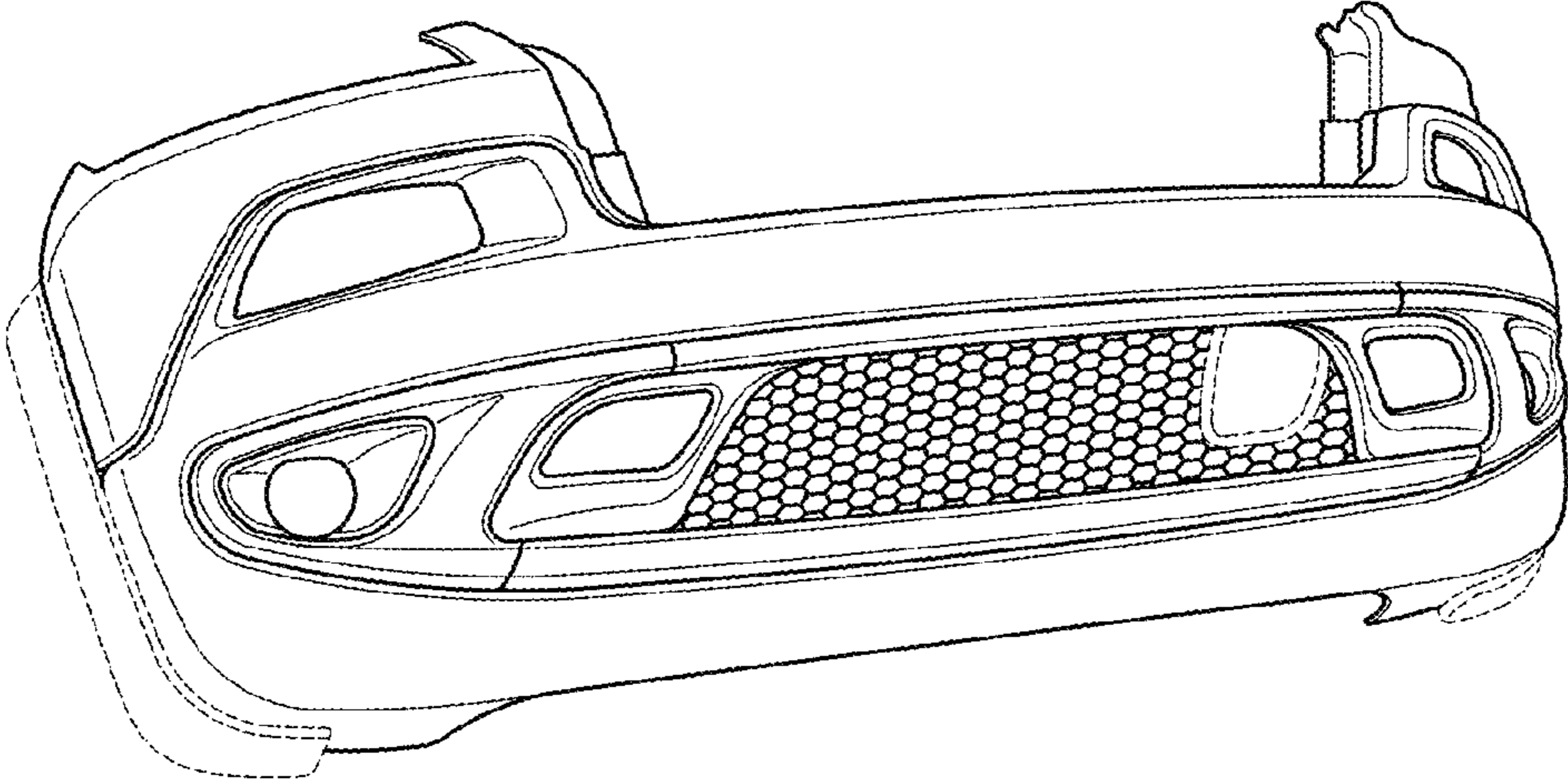


FIG. 1

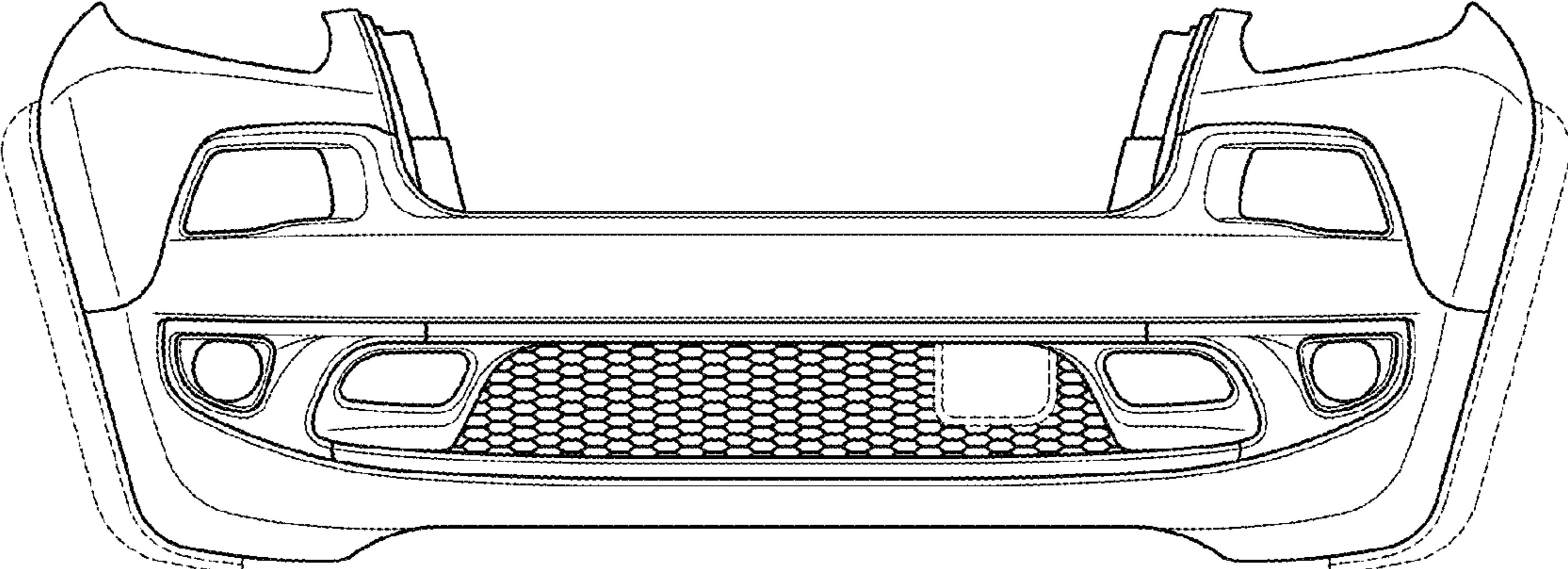


FIG. 2

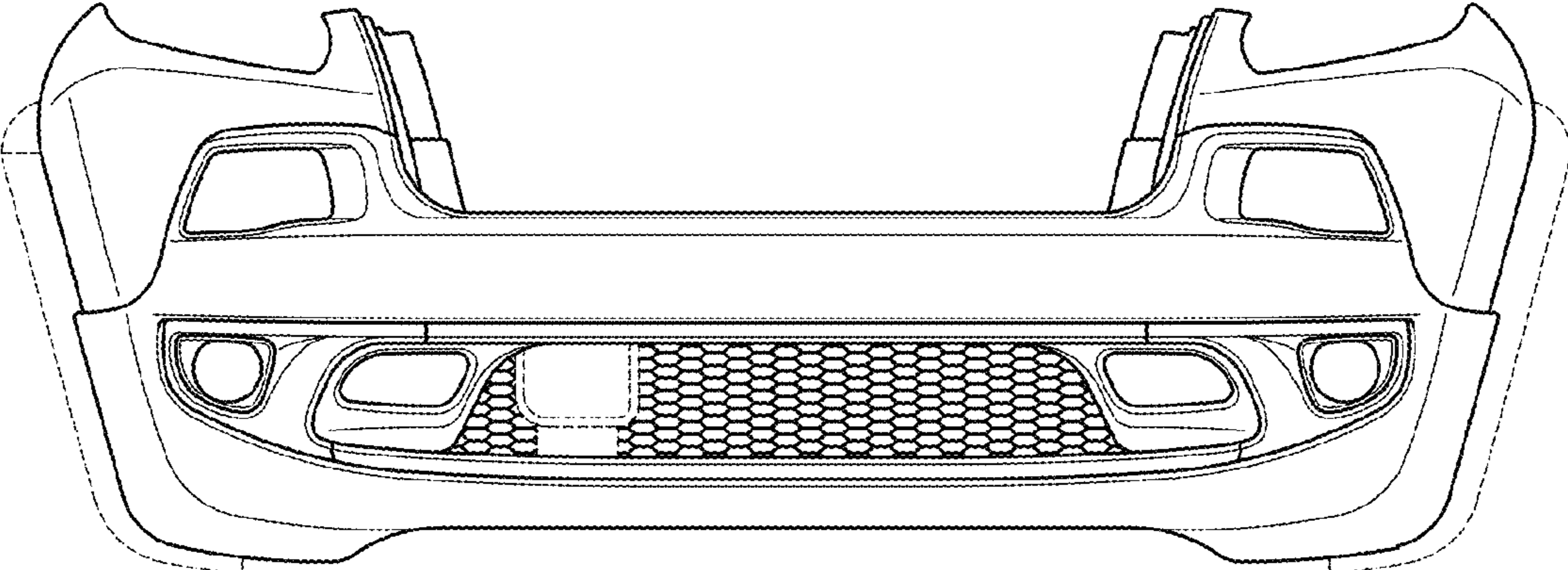


FIG. 3

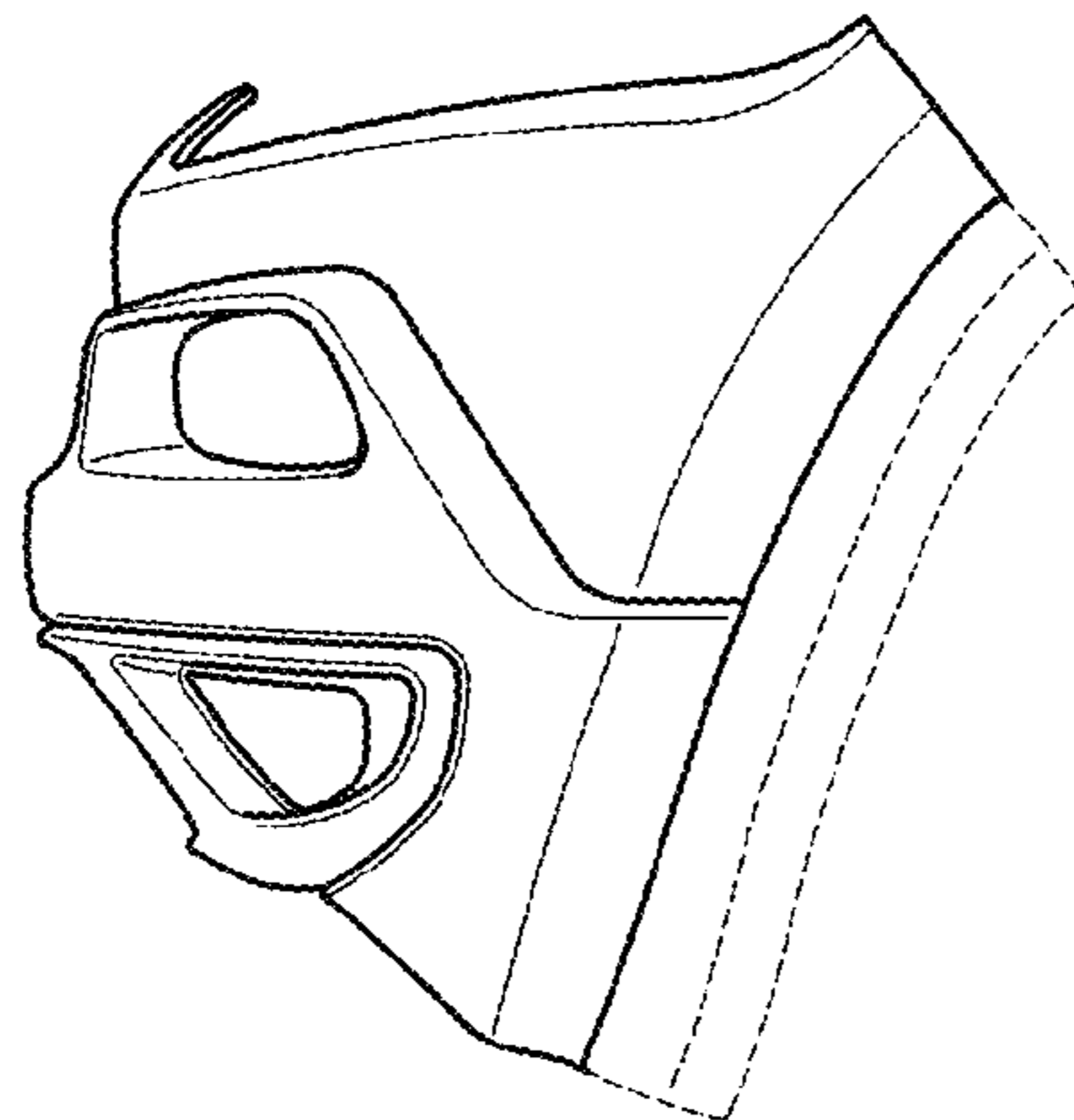
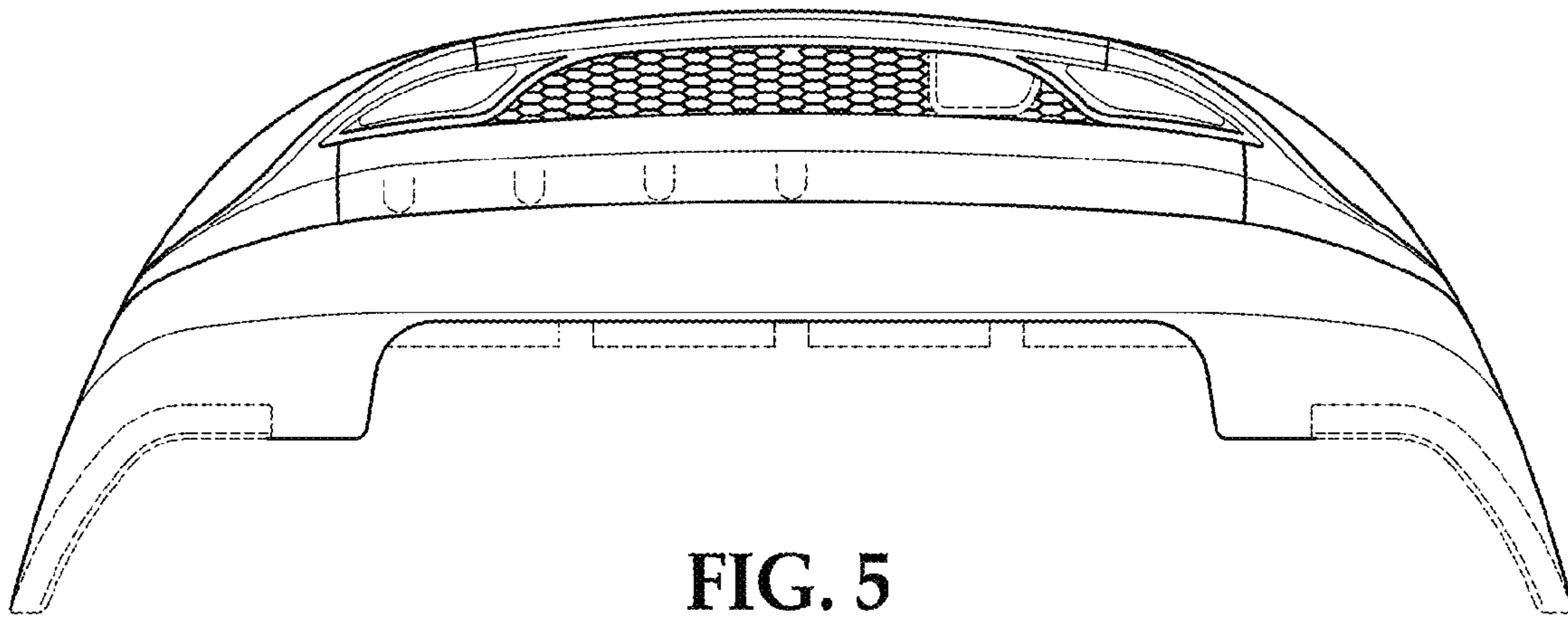
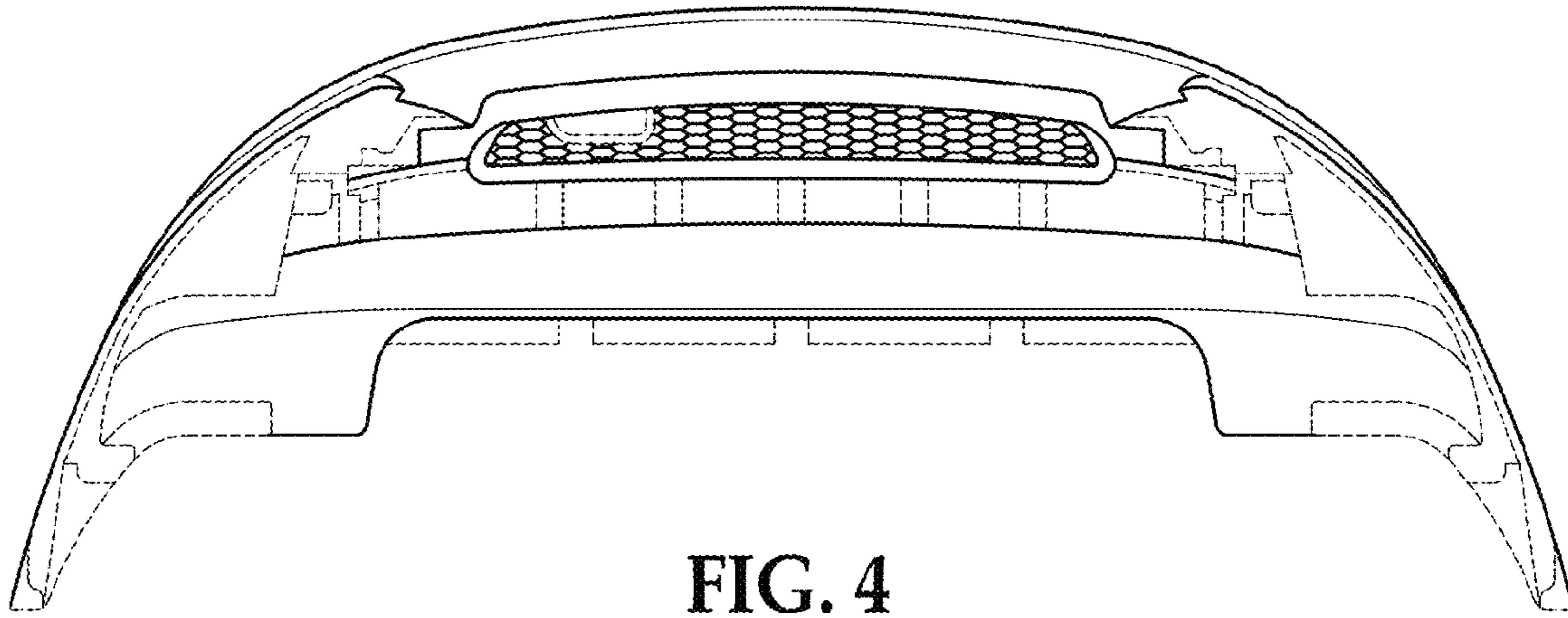


FIG. 6