



US00D730786S

(12) **United States Design Patent**  
**Duff et al.**

(10) **Patent No.:** **US D730,786 S**

(45) **Date of Patent:** **\*\* Jun. 2, 2015**

(54) **VEHICLE UPPER GRILLE**

(56) **References Cited**

(71) Applicant: **GM GLOBAL TECHNOLOGY OPERATIONS LLC**, Detroit, MI (US)

U.S. PATENT DOCUMENTS

(72) Inventors: **Richard S. Duff**, Mainz (DE); **Lele Zhang**, Shanghai (CN)

D536,284 S *	2/2007	Nakamura et al. ....	D12/163
D558,102 S *	12/2007	Lau et al. ....	D12/163
D580,308 S *	11/2008	Ebel et al. ....	D12/163
D597,447 S *	8/2009	Folden .....	D12/92
D615,458 S *	5/2010	Thompson et al. ....	D12/92
D683,668 S *	6/2013	Thurber .....	D12/163

(73) Assignee: **GM GLOBAL TECHNOLOGY OPERATIONS LLC**, Detroit, MI (US)

\* cited by examiner

(\*\*) Term: **14 Years**

*Primary Examiner* — Melody N. Brown

(21) Appl. No.: **29/495,697**

(74) *Attorney, Agent, or Firm* — Parks Wood LLC; Mickki D. Murray

(22) Filed: **Jul. 3, 2014**

(57) **CLAIM**

The ornamental design for a vehicle upper grille, as shown and described.

(51) **LOC (10) Cl.** ..... **12-16**

**DESCRIPTION**

(52) **U.S. Cl.**  
USPC ..... **D12/163**

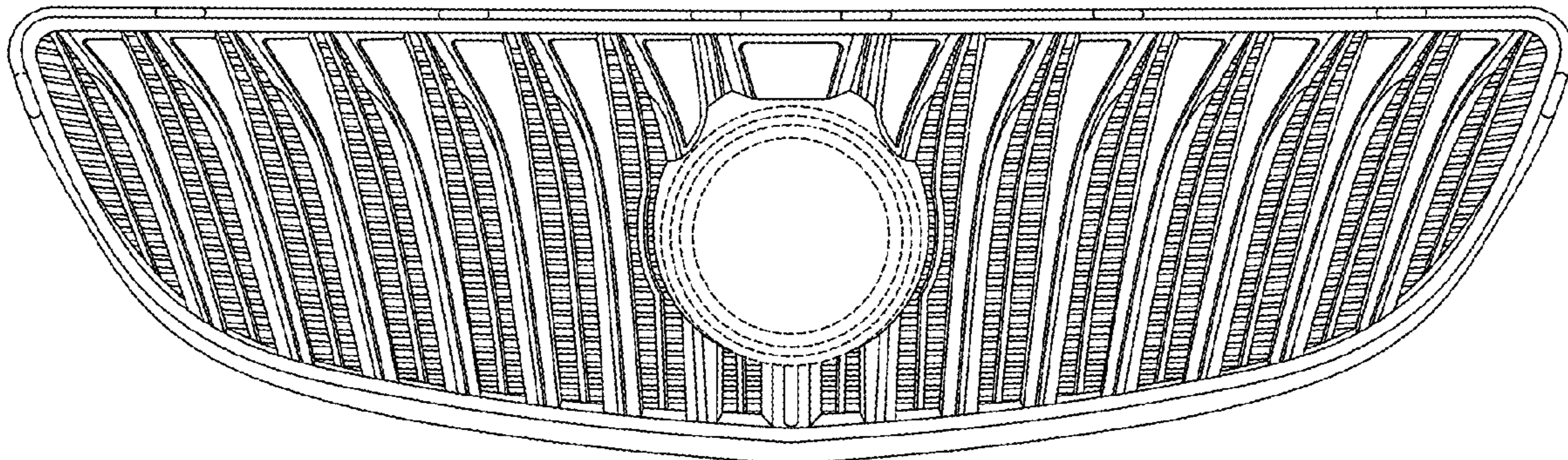
(58) **Field of Classification Search**  
USPC ..... D12/163, 196, 86, 90-92, 171, 169,  
D12/216; 180/68.1, 68.6; 293/193.11  
CPC ..... B62D 25/08; B62B 9/16; B60K 11/08;  
B60R 19/52

FIG. 1 is a perspective view of a vehicle upper grille showing the new design;  
FIG. 2 is a front view, thereof;  
FIG. 3 is a side view thereof; and,  
FIG. 4 is a top plan view thereof.

The broken lines shown in the drawings illustrate portions of the vehicle upper grille that form no part of claimed design.

See application file for complete search history.

**1 Claim, 2 Drawing Sheets**



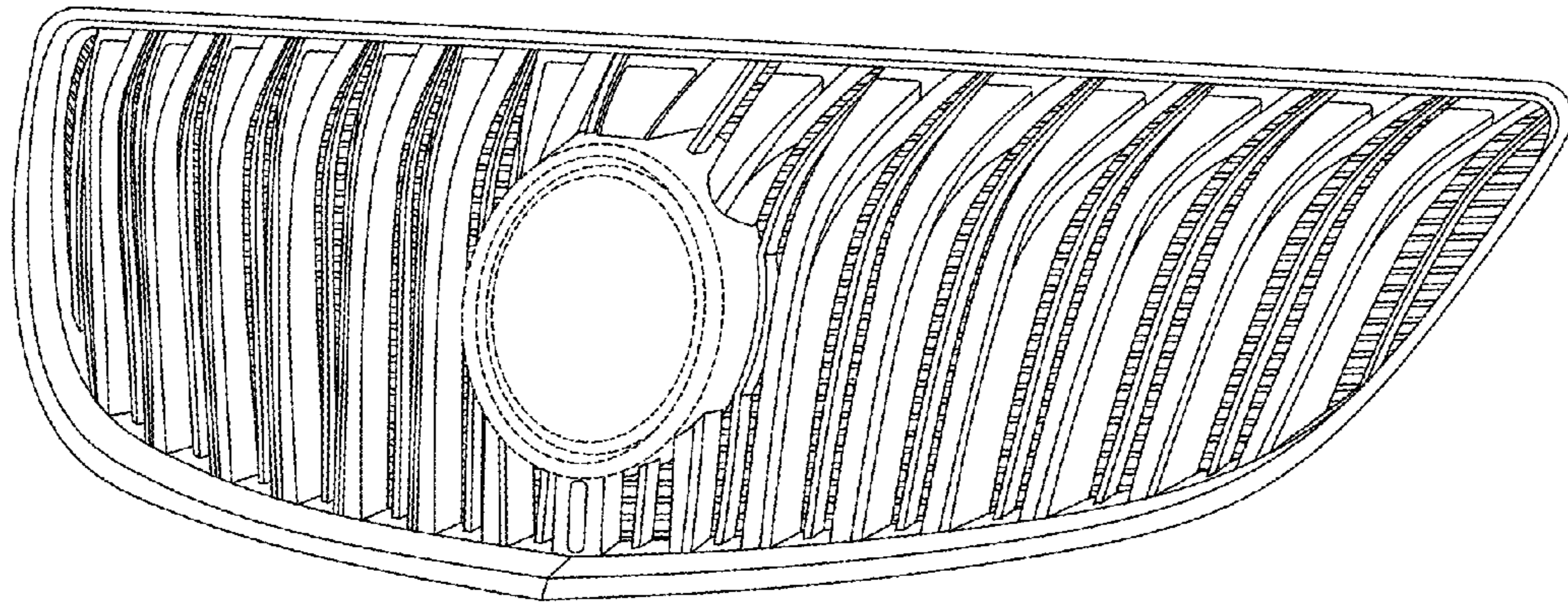


Fig-1

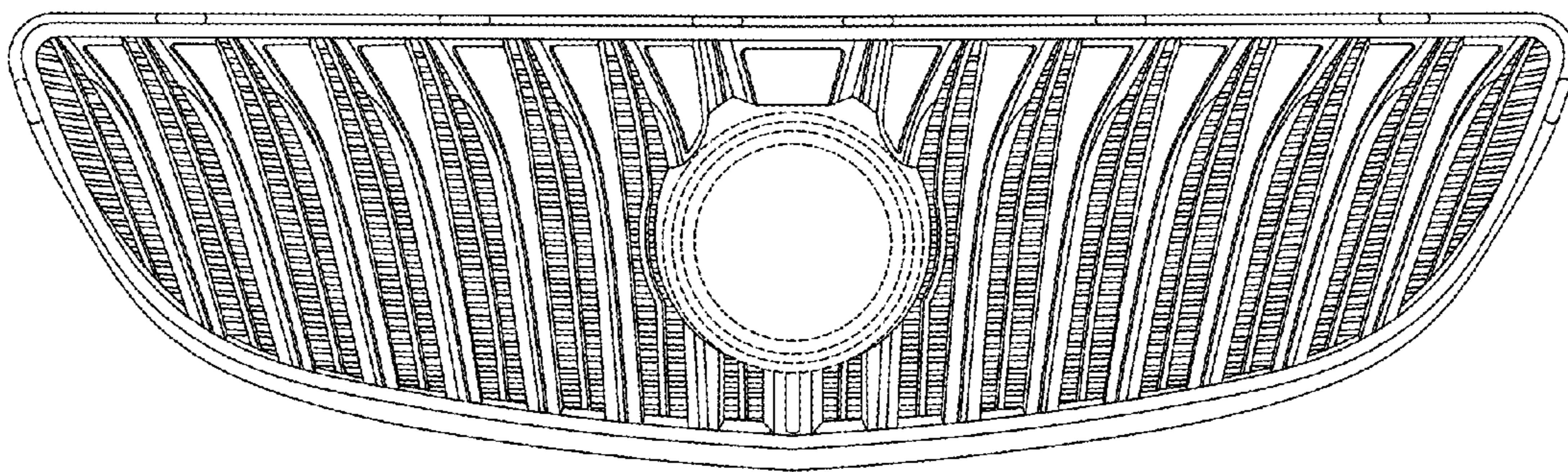


Fig-2

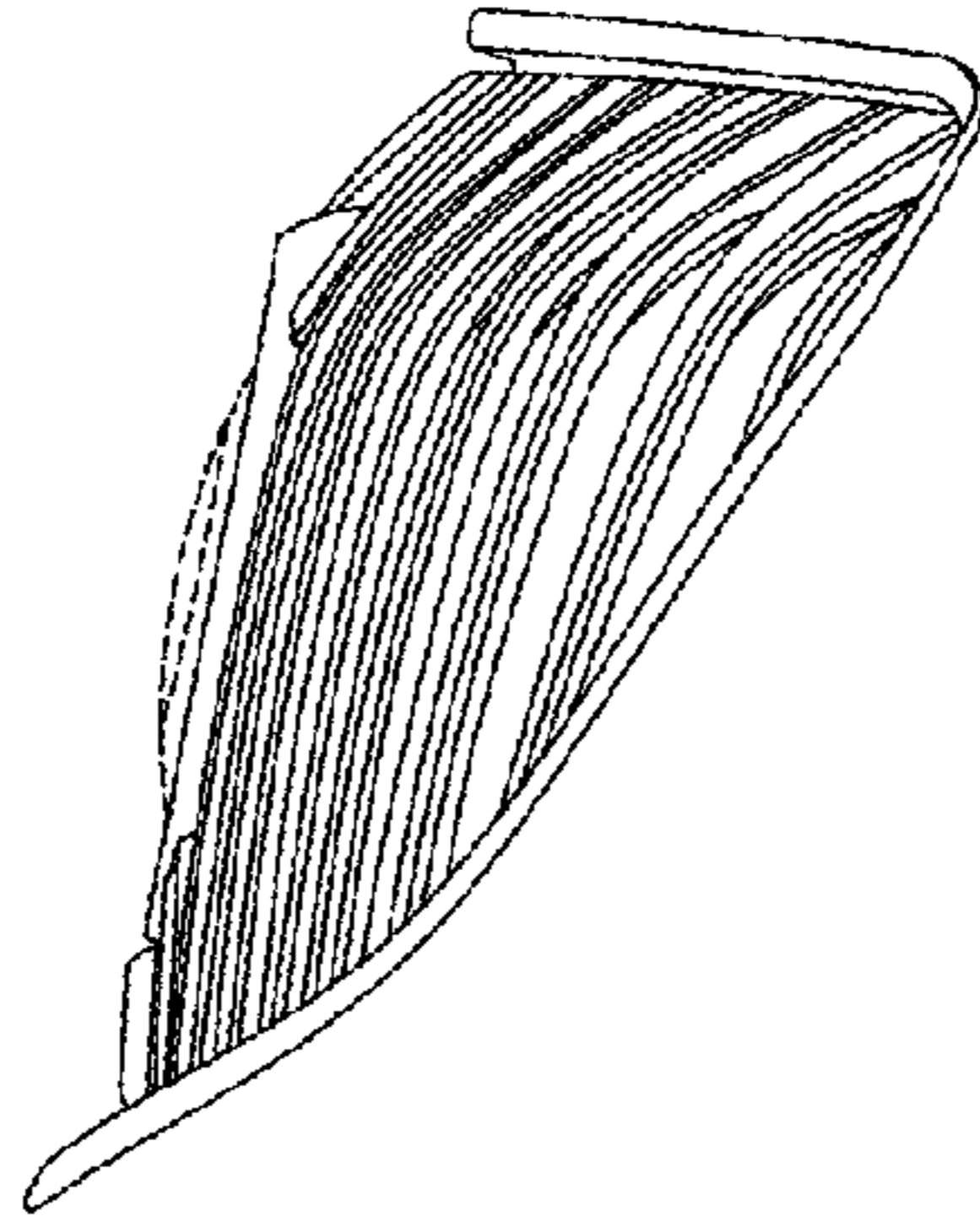


Fig-3

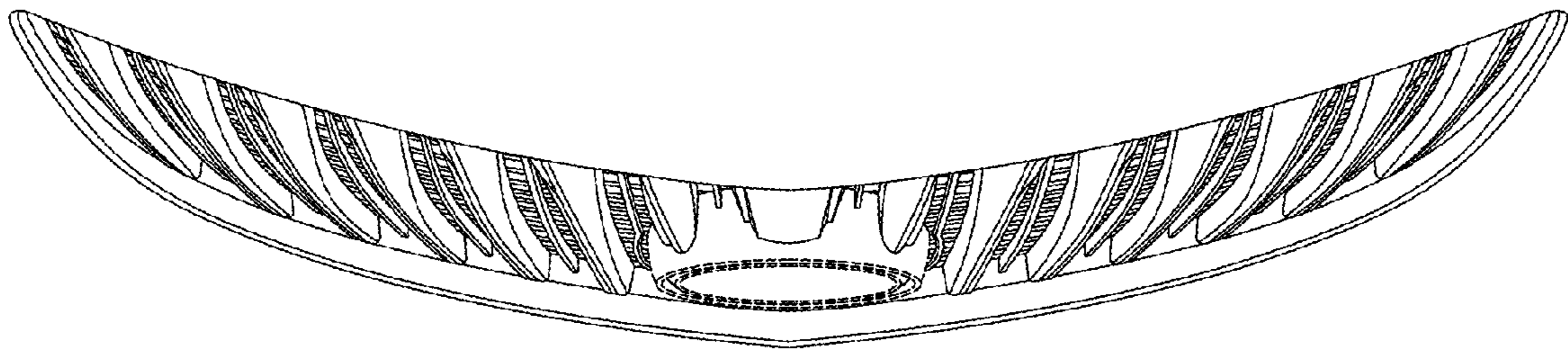


Fig-4