



US00D730785S

(12) **United States Design Patent**
Hammoud et al.

(10) **Patent No.:** **US D730,785 S**
(45) **Date of Patent:** **** Jun. 2, 2015**

(54) **VEHICLE GRILLE INSERT**

(56) **References Cited**

(71) Applicants: **Mohamad J Hammoud**, Lake Orion, MI (US); **Jeffrey R Aneiros**, Birmingham, MI (US); **Mark D Hall**, Rochester Hills, MI (US); **Brandon L Faurote**, Rochester, MI (US)

U.S. PATENT DOCUMENTS

D602,409 S	*	10/2009	Lamm et al.	D12/163
D603,305 S	*	11/2009	Woolley et al.	D12/163
D674,326 S	*	1/2013	Svensson et al.	D12/163
D680,920 S	*	4/2013	Jara	D12/163
D680,921 S	*	4/2013	Jara	D12/163
D692,804 S	*	11/2013	Song et al.	D12/163
D692,806 S	*	11/2013	Hamilton et al.	D12/169
D698,703 S	*	2/2014	Rupar	D12/163
D698,704 S	*	2/2014	Rupar	D12/163
D698,705 S	*	2/2014	Rupar	D12/163
D703,589 S	*	4/2014	Campbell et al.	D12/163
D720,263 S	*	12/2014	Pevovar et al.	D12/163
D722,923 S	*	2/2015	George et al.	D12/163

(72) Inventors: **Mohamad J Hammoud**, Lake Orion, MI (US); **Jeffrey R Aneiros**, Birmingham, MI (US); **Mark D Hall**, Rochester Hills, MI (US); **Brandon L Faurote**, Rochester, MI (US)

(73) Assignee: **FCA US LLC**, Auburn Hills, MI (US)

* cited by examiner

(**) Term: **14 Years**

Primary Examiner — Melody Brown

(21) Appl. No.: **29/493,950**

(74) *Attorney, Agent, or Firm* — Ralph E Smith

(22) Filed: **Jun. 16, 2014**

(57) **CLAIM**

The ornamental design for a vehicle grille insert, as shown and described.

Related U.S. Application Data

DESCRIPTION

(63) Continuation-in-part of application No. 29/476,470, filed on Dec. 13, 2013, now Pat. No. Des. 718,666.

(51) **LOC (10) Cl.** **12-16**

(52) **U.S. Cl.**
USPC **D12/163**

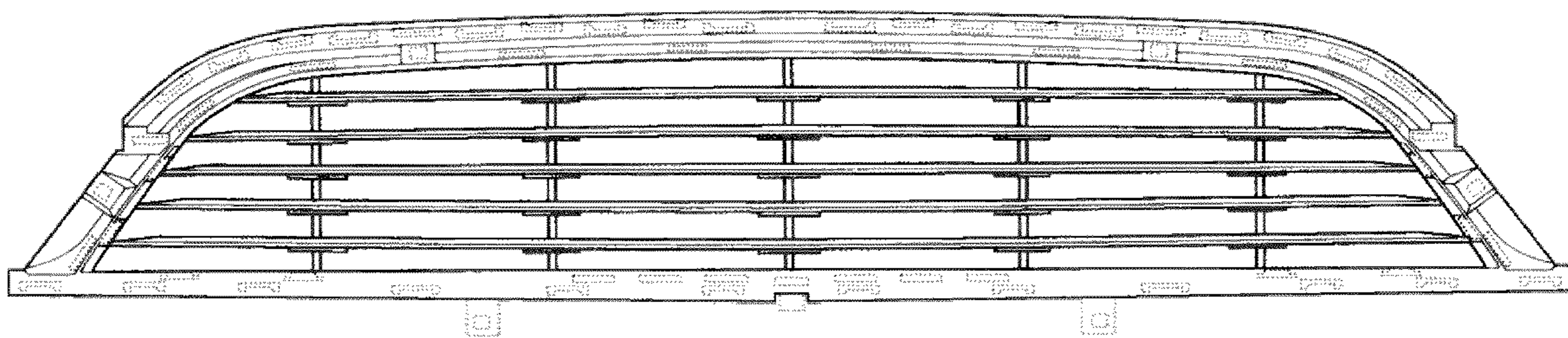
(58) **Field of Classification Search**
USPC D12/163, 196, 86, 90-92, 171, 169,
D12/216; 180/68.1, 68.6; 293/193.11
CPC B62D 25/08; B62B 9/16; B60K 11/08;
B60R 19/52

See application file for complete search history.

FIG. 1 is a front perspective view of a vehicle grille insert showing our new design;
FIG. 2 is a rear elevational view thereof;
FIG. 3 is a top view thereof;
FIG. 4 is a bottom view thereof;
FIG. 5 is a side view thereof; and,
FIG. 6 is an opposite side elevational view thereof.

It will be understood that the broken lines shown in the drawings illustrate portions of the vehicle grille insert that form no part of claimed design.

1 Claim, 4 Drawing Sheets



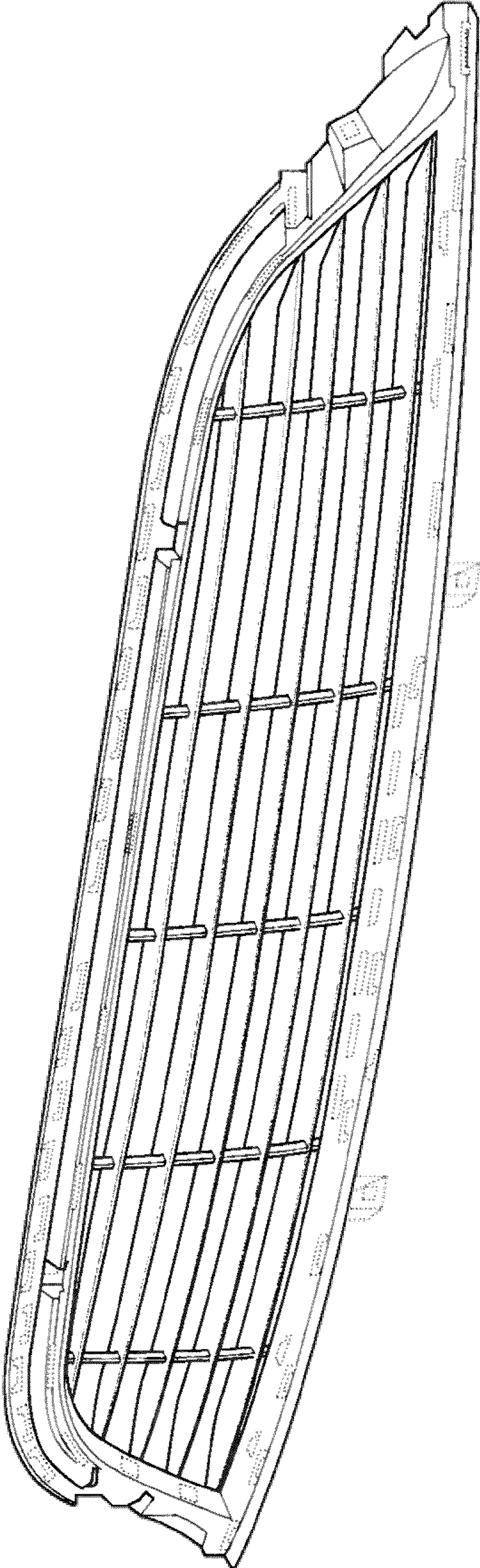


FIG. 1

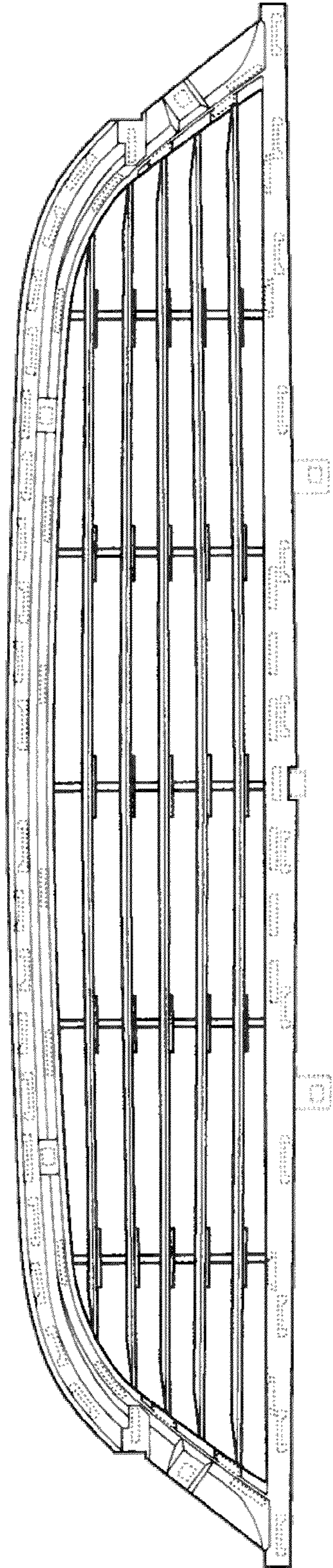


FIG. 2

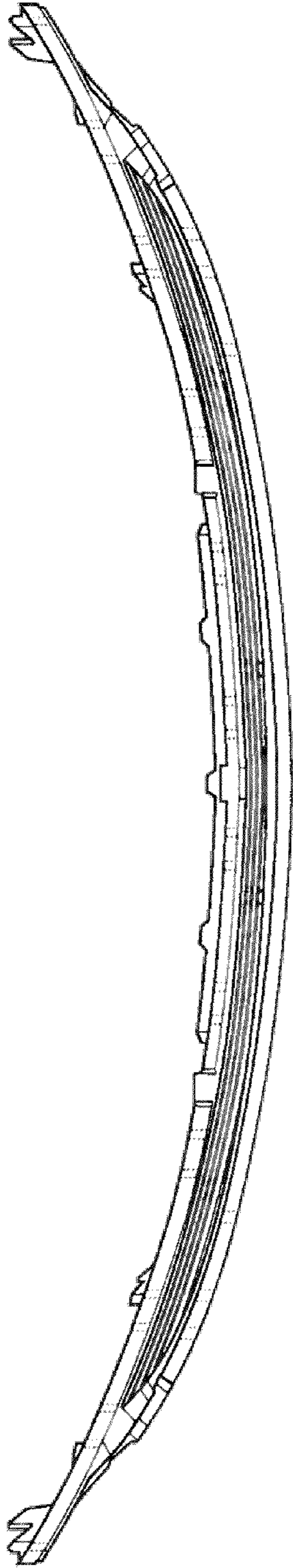


FIG. 3

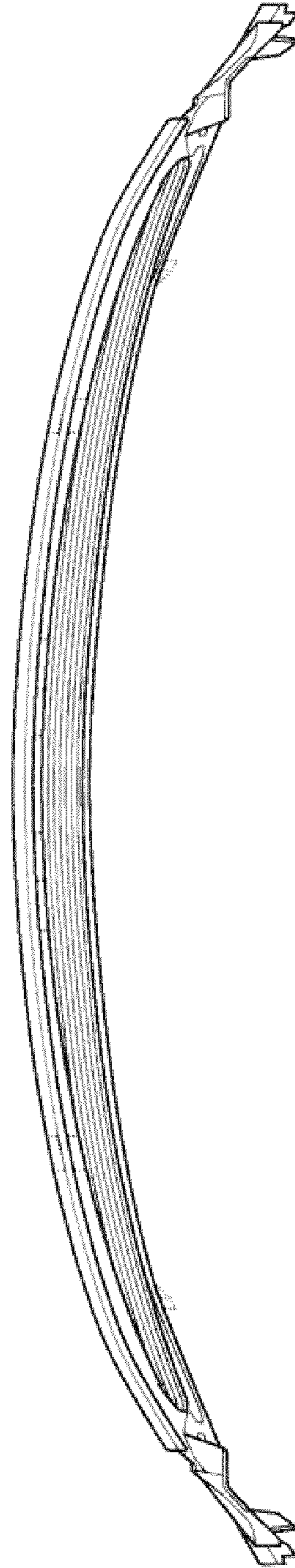


FIG. 4

FIG. 5

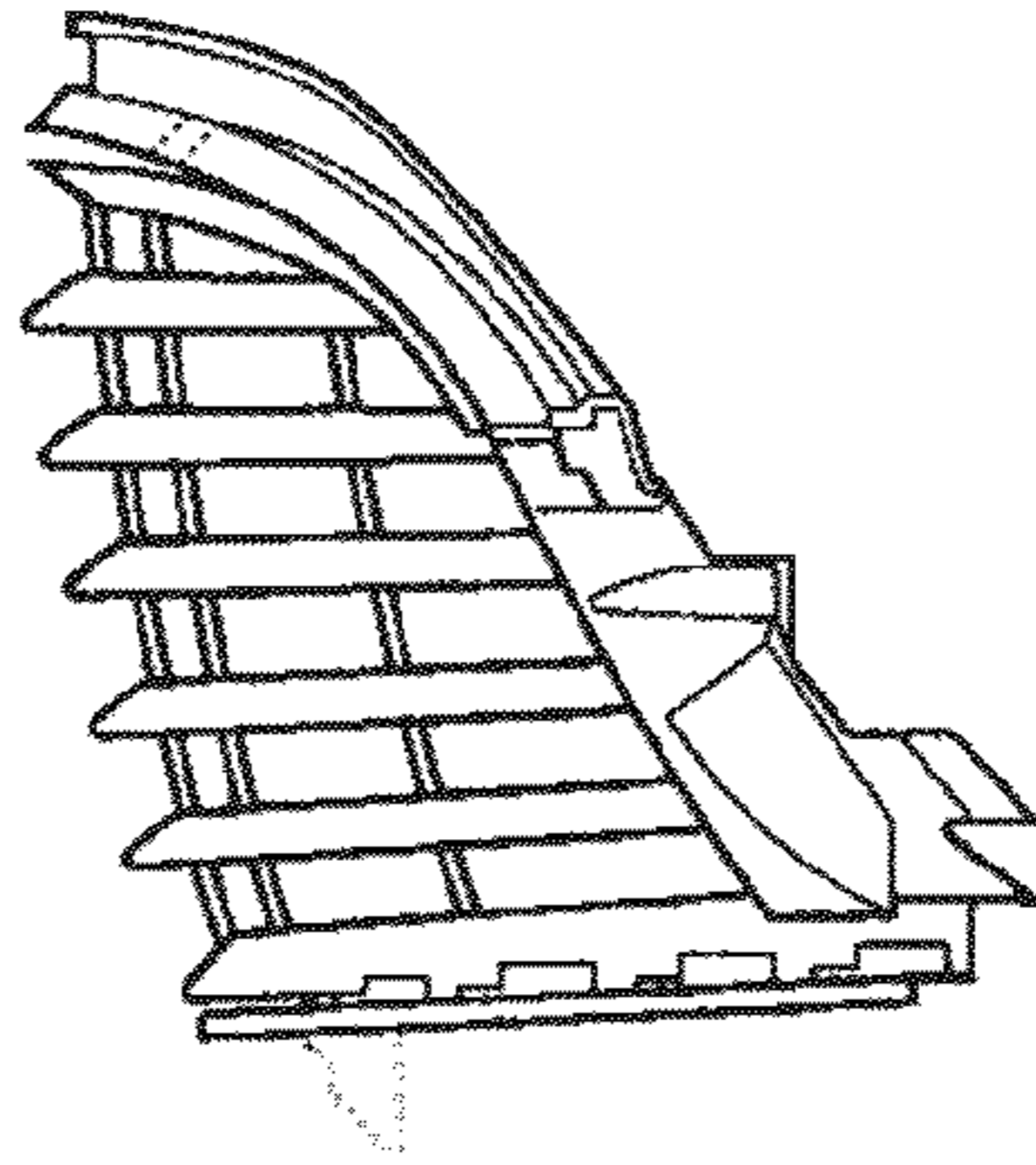


FIG. 6

