



US00D730783S

(12) **United States Design Patent**
Henriques et al.

(10) **Patent No.:** **US D730,783 S**
(45) **Date of Patent:** **** Jun. 2, 2015**

- (54) **VEHICLE GRILLE UNIT**
- (71) Applicant: **GM GLOBAL TECHNOLOGY OPERATIONS LLC**, Detroit, MI (US)
- (72) Inventors: **Alexandre Batista Da Silva Henriques**, Rochester Hills, MI (US); **Louis D. Thole**, Grosse Pointe Park, MI (US); **Marc A. Mainville**, Grosse Pointe Woods, MI (US)
- (73) Assignee: **GM Global Technology Operations LLC**, Detroit, MI (US)

D644,148	S	*	8/2011	Smart	D12/91
D644,567	S	*	9/2011	Kozub	D12/92
D656,869	S	*	4/2012	Fetherston et al.	D12/163
D660,751	S	*	5/2012	Matei et al.	D12/163
D668,183	S	*	10/2012	Smart	D12/92
8,292,350	B2	*	10/2012	Li et al.	296/180.1
D670,213	S	*	11/2012	Koehl et al.	D12/163
D671,462	S	*	11/2012	Fetherston et al.	D12/163
D679,225	S	*	4/2013	Gifford	D12/163
D680,909	S	*	4/2013	Munson et al.	D12/92
D702,601	S	*	4/2014	Wada	D12/163
D704,103	S	*	5/2014	Mack et al.	D12/92
D708,555	S	*	7/2014	Mackay	D12/163
D712,316	S	*	9/2014	O'Donnell et al.	D12/163

- (**) Term: **14 Years**
- (21) Appl. No.: **29/473,976**
- (22) Filed: **Nov. 27, 2013**
- (51) **LOC (10) Cl.** **12-16**
- (52) **U.S. Cl.**
USPC **D12/163**
- (58) **Field of Classification Search**
USPC D12/163, 169, 171, 216, 196, 86, 90,
D12/91, 92; 180/68.1, 68.6, 68.4, 89.17;
296/193.1, 193.11; 293/102, 115, 117
CPC .. B60R 19/52; B60R 19/02; B60R 2019/525;
B60R 2019/527; B60R 19/00
See application file for complete search history.

OTHER PUBLICATIONS

Tholes, Louis D., Vehicle Grille, Design U.S. Appl. No. 29/466,635, filed Sep. 10, 2013, 3 pages.

* cited by examiner

Primary Examiner — Cathron Brooks

Assistant Examiner — Clese Moore, Jr.

(74) *Attorney, Agent, or Firm* — Lionel D. Anderson; Reising Ethington P.C.

(57) **CLAIM**

The ornamental design for a vehicle grille unit, as shown and described.

DESCRIPTION

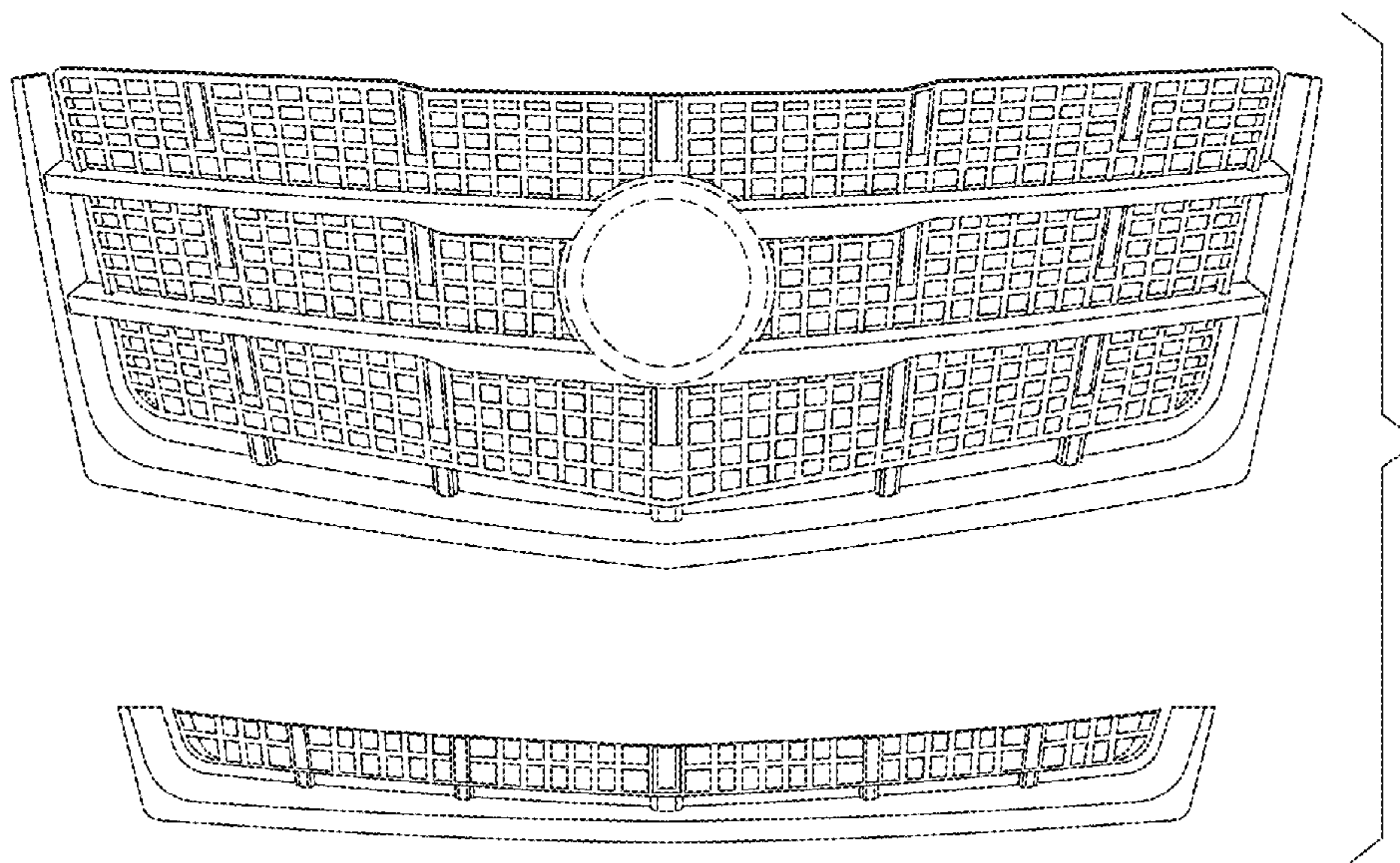
FIG. 1 is a front view of a vehicle grille unit; FIG. 2 is a perspective view of the vehicle grille unit; FIG. 3 is a top view of the vehicle grille unit; and, FIG. 4 is a side view of the vehicle grille unit. The broken lines shown in the drawings depict portions of the vehicle grille unit that form no part of the claimed design.

1 Claim, 2 Drawing Sheets

(56) **References Cited**

U.S. PATENT DOCUMENTS

D592,551	S	*	5/2009	Manoogian et al.	D12/91
D604,210	S	*	11/2009	Kim	D12/163
D623,090	S	*	9/2010	Cox et al.	D12/92
7,896,409	B2	*	3/2011	Abdelnour et al.	293/115



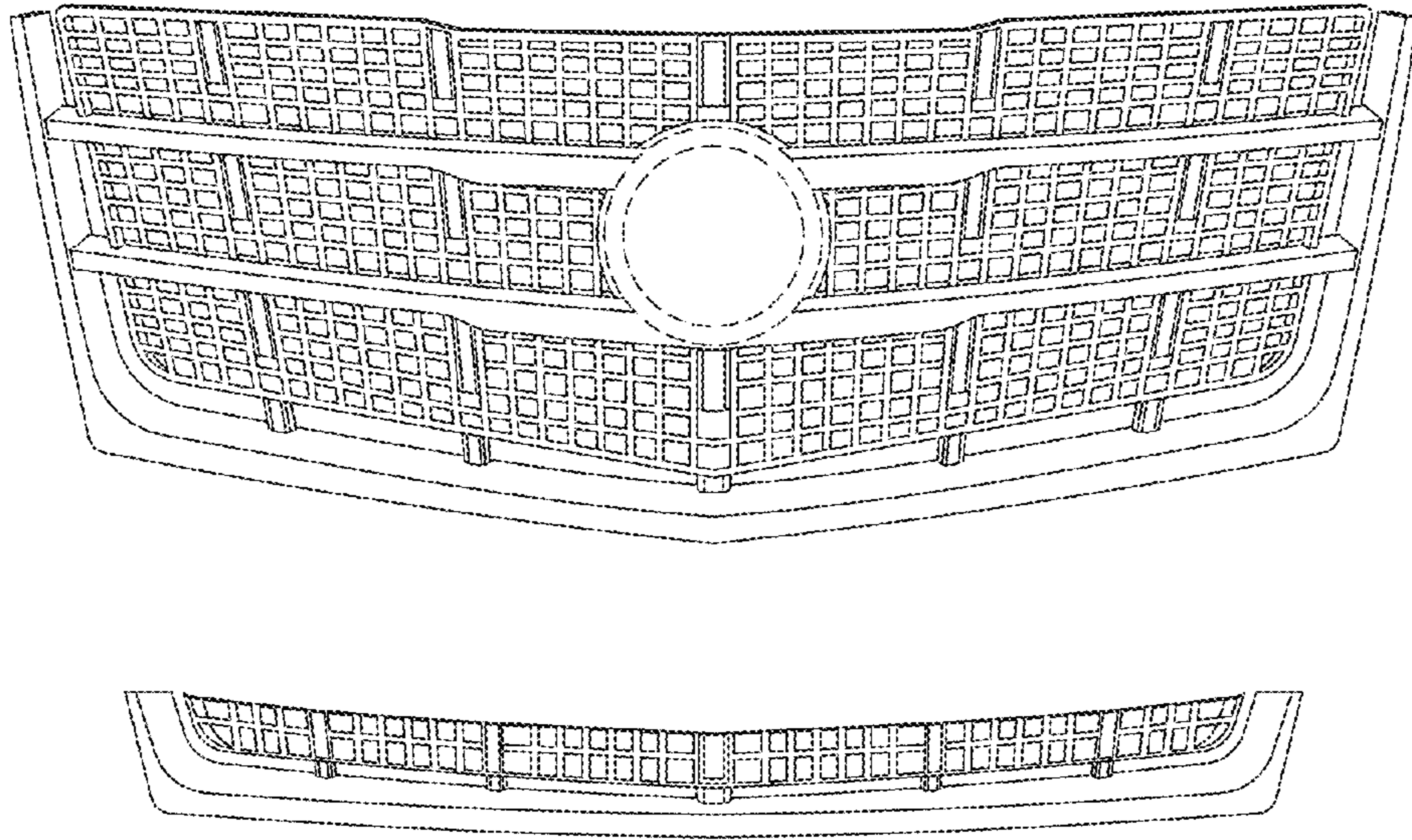


Fig-1

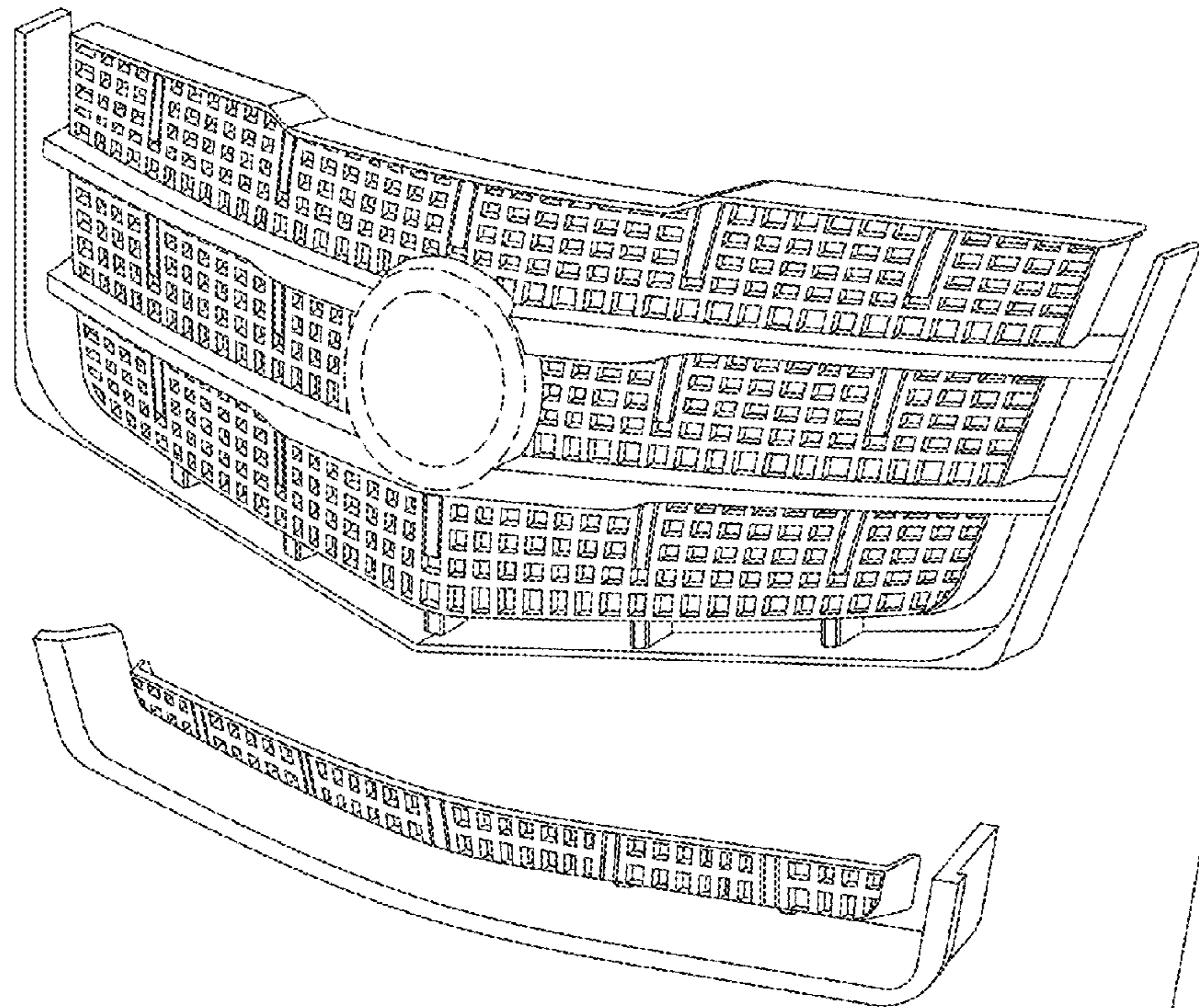


Fig-2

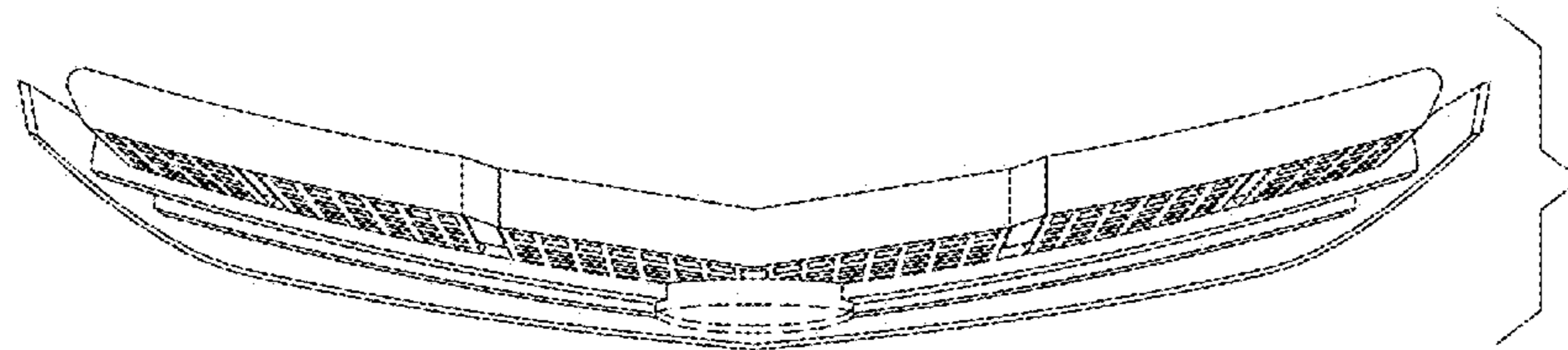


Fig-3

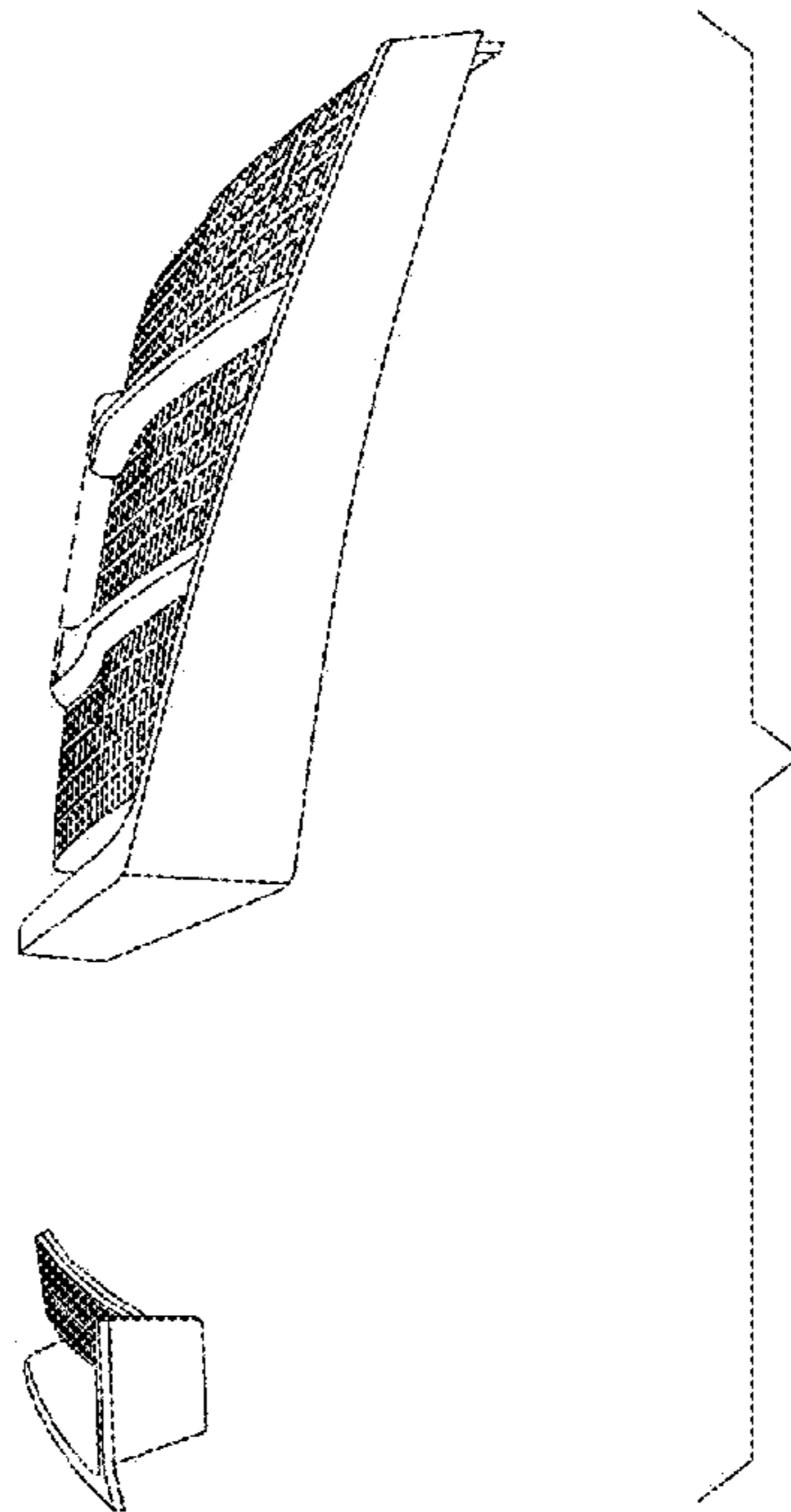


Fig-4