



US00D730744S

(12) **United States Design Patent**  
**Kim**

(10) **Patent No.:** **US D730,744 S**

(45) **Date of Patent:** **\*\* Jun. 2, 2015**

(54) **COSMETIC CONTAINER**

(71) Applicant: **YONWOO CO., LTD.**, Incheon (KR)

(72) Inventor: **Sung-Hwan Kim**, Incheon (KR)

(73) Assignee: **YONWOO CO., LTD.**, Incheon (KR)

(\*\*) Term: **14 Years**

(21) Appl. No.: **29/490,772**

(22) Filed: **May 13, 2014**

(30) **Foreign Application Priority Data**

Nov. 15, 2013 (KR) ..... 30-2013-0057464

(51) **LOC (10) Cl.** ..... **09-03**

(52) **U.S. Cl.**  
USPC ..... **D9/697**

(58) **Field of Classification Search**

USPC ..... D9/695-699, 702-703, 705, 707-708,  
D9/711-712, 521-522, 516, 541, 556-560,  
D9/723-729, 447, 442-443, 453, 730, 686,  
D9/688-693, 435, 440; 215/355, 380-381;  
222/212, 92, 95-96, 107, 215, 531,  
222/386, 536, 207, 394; 220/669, DIG. 7;  
D28/91.1, 76-78, 82, 88, 7; D4/112,  
D4/114; D24/119, 133; 206/229; 401/184;  
D19/66; 221/64, 208, 278

CPC ..... B65D 1/0223; B65D 35/08; B65D 79/005  
See application file for complete search history.

(56) **References Cited**

U.S. PATENT DOCUMENTS

D412,107 S *	7/1999	Bosshardt .....	D9/697
D554,527 S *	11/2007	Oliver .....	D9/696
D570,708 S *	6/2008	Kerman .....	D9/697
D584,162 S *	1/2009	Gieux .....	D9/695
D640,931 S *	7/2011	Swanson .....	D9/667
D652,739 S *	1/2012	Komai .....	D9/697
D658,504 S *	5/2012	McCoy et al. ....	D9/697
D666,920 S *	9/2012	Chen .....	D9/697
D675,534 S *	2/2013	Weiler et al. ....	D9/549
D675,538 S *	2/2013	Jeong .....	D9/695

\* cited by examiner

*Primary Examiner* — Caron D Veynar

*Assistant Examiner* — Abraham Bahta

(74) *Attorney, Agent, or Firm* — IPLA P.A.; James E. Bame

(57) **CLAIM**

The ornamental design for a cosmetic container, as shown and described.

**DESCRIPTION**

FIG. 1 is a perspective view of the cosmetic container showing my new design;  
FIG. 2 is a front elevational view thereof;  
FIG. 3 is a rear elevational view thereof;  
FIG. 4 is a left side elevational view thereof;  
FIG. 5 is a right side elevational view thereof;  
FIG. 6 is a top plan view thereof; and,  
FIG. 7 is a bottom plan view thereof.

**1 Claim, 4 Drawing Sheets**




FIG. 1




FIG. 2




FIG. 3




FIG. 4

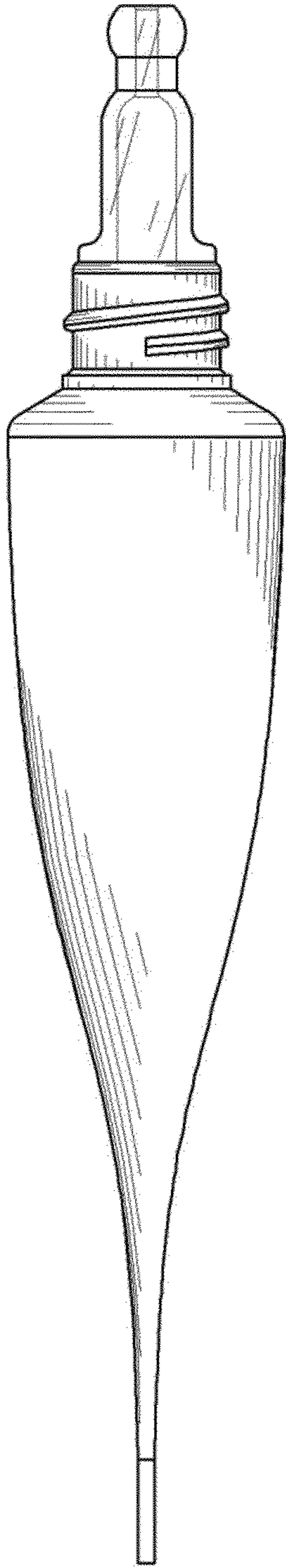


FIG. 5

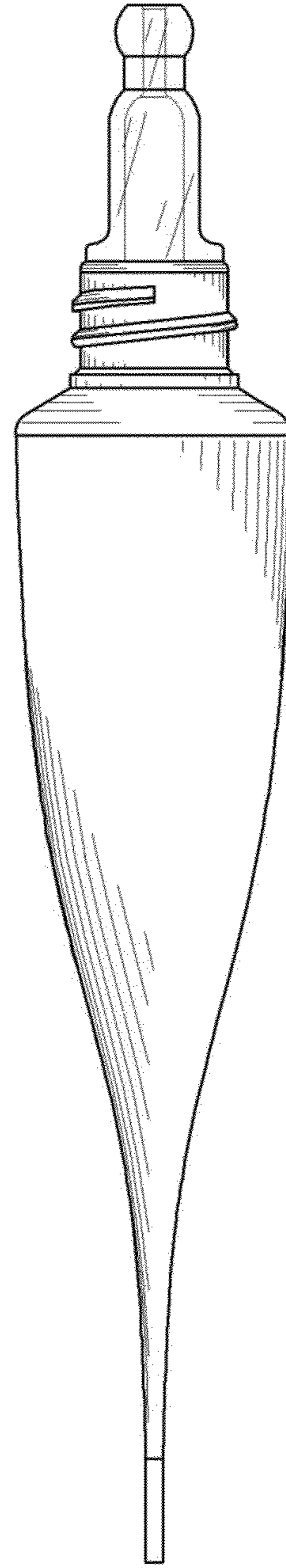


FIG. 6

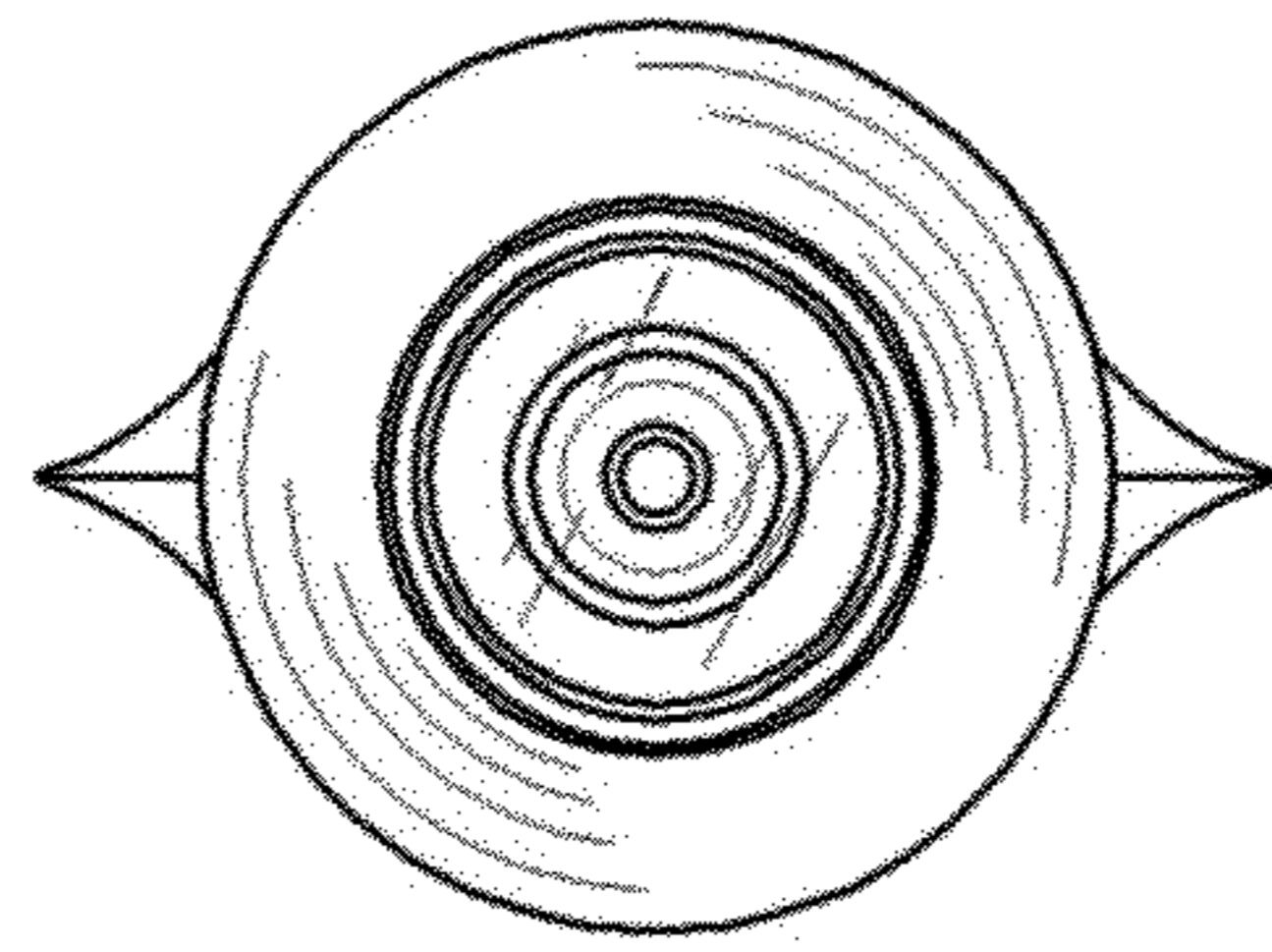


FIG. 7

