

US00D730719S

(12) **United States Design Patent**
Sundberg

(10) **Patent No.:** **US D730,719 S**
(45) **Date of Patent:** **** Jun. 2, 2015**

- (54) **STORY POLE CLIP**
 - (71) Applicant: **Leonard Evar Sundberg**, Medford, OR (US)
 - (72) Inventor: **Leonard Evar Sundberg**, Medford, OR (US)
 - (**) Term: **14 Years**
 - (21) Appl. No.: **29/437,145**
 - (22) Filed: **Nov. 14, 2012**
 - (51) **LOC (10) Cl.** **08-05**
 - (52) **U.S. Cl.**
USPC **D8/354; D8/371**
 - (58) **Field of Classification Search**
USPC D8/349, 354, 373, 371; 248/200, 300, 248/48.2, 519, 237, 309.1; 52/309.1, 715, 52/188, 189, 182, 191, 702, 712, 745.06, 52/506.5, 586.1
- See application file for complete search history.

D422,886	S *	4/2000	Shea	D8/354
D423,328	S *	4/2000	Burrows	D8/354
6,434,853	B2	8/2002	Pyburn		
D468,998	S *	1/2003	Zadak	D8/373
D480,191	S *	9/2003	Glaser	D32/54
D482,597	S *	11/2003	Brass et al.	D8/354
6,691,992	B1	2/2004	Mungo		
6,705,021	B2	3/2004	Nadal et al.		
D491,447	S *	6/2004	Diss	D8/373
D525,492	S	7/2006	Peterson		
7,434,329	B2	10/2008	Walda		
D584,939	S *	1/2009	Snell	D8/367
7,574,814	B2	8/2009	Larsson		
D600,543	S	9/2009	Coles		
7,694,429	B2	4/2010	Duquette et al.		
D621,692	S *	8/2010	Clarke	D8/354
7,908,761	B2	3/2011	Duquette et al.		
D650,483	S *	12/2011	Roggenkamp	D24/184
D655,419	S *	3/2012	Roggenkamp	D24/184
D660,133	S *	5/2012	Yoder et al.	D8/354
D660,134	S *	5/2012	Yoder et al.	D8/354
D665,656	S *	8/2012	Anzelmo	D8/380
D667,288	S *	9/2012	Preda	D8/354
D672,287	S *	12/2012	Noble et al.	D12/159
D674,683	S *	1/2013	Shea	D8/373
D684,033	S *	6/2013	Preda	D8/354

(Continued)

(56) **References Cited**
U.S. PATENT DOCUMENTS

D185,474	S *	6/1959	Waller	D8/394
3,953,015	A *	4/1976	Taylor et al.	269/46
4,164,346	A	8/1979	Sickler		
D270,326	S	8/1983	Sickler		
D288,282	S *	2/1987	Sheets	D8/373
4,899,459	A	2/1990	Taggart		
D324,345	S	3/1992	Demoulied et al.		
5,319,909	A	6/1994	Singleterry		
5,404,651	A	4/1995	Brodrick		
5,526,577	A	6/1996	Nix		
D371,861	S *	7/1996	Stamm	D26/140
D376,972	S *	12/1996	Zissu	D8/354
D385,481	S *	10/1997	Klein et al.	D8/373
D395,996	S *	7/1998	Fischer	D8/349
D406,069	S	2/1999	Boyce		
D408,715	S *	4/1999	Shoemaker, Jr.	D8/354
D408,722	S *	4/1999	Sartini	D8/363
D409,077	S *	5/1999	Brooks	D8/354

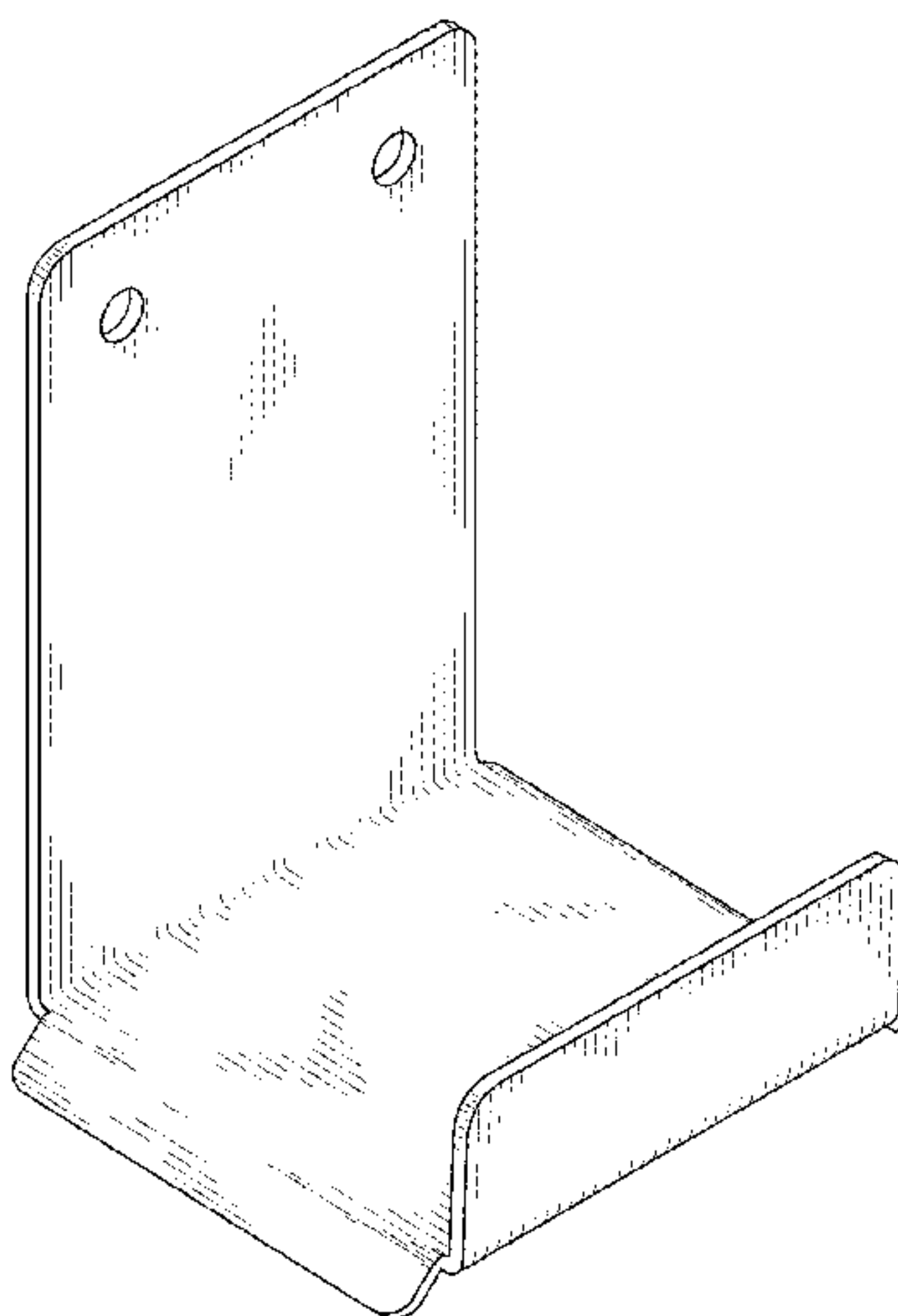
Primary Examiner — Mark Goodwin
(74) *Attorney, Agent, or Firm* — Jerry Haynes Law

(57) **CLAIM**
The ornamental design for a story pole clip, as shown and described.

DESCRIPTION

FIG. 1 is a front perspective view of a story pole clip showing the new design;
FIG. 2 is a front view thereof;
FIG. 3 is a rear view thereof;
FIG. 4 is a top view thereof;
FIG. 5 is a bottom view thereof;
FIG. 6 is a left side view thereof; and,
FIG. 7 is a right side view thereof.

1 Claim, 4 Drawing Sheets



US D730,719 S

Page 2

(56)

References Cited

U.S. PATENT DOCUMENTS

D689,760 S * 9/2013 Chen D8/354
D701,108 S * 3/2014 Rodgers D8/354

2001/0034952 A1 11/2001 Mansfield
2002/0170198 A1 11/2002 Rempe
2008/0301966 A1 12/2008 Walther

* cited by examiner

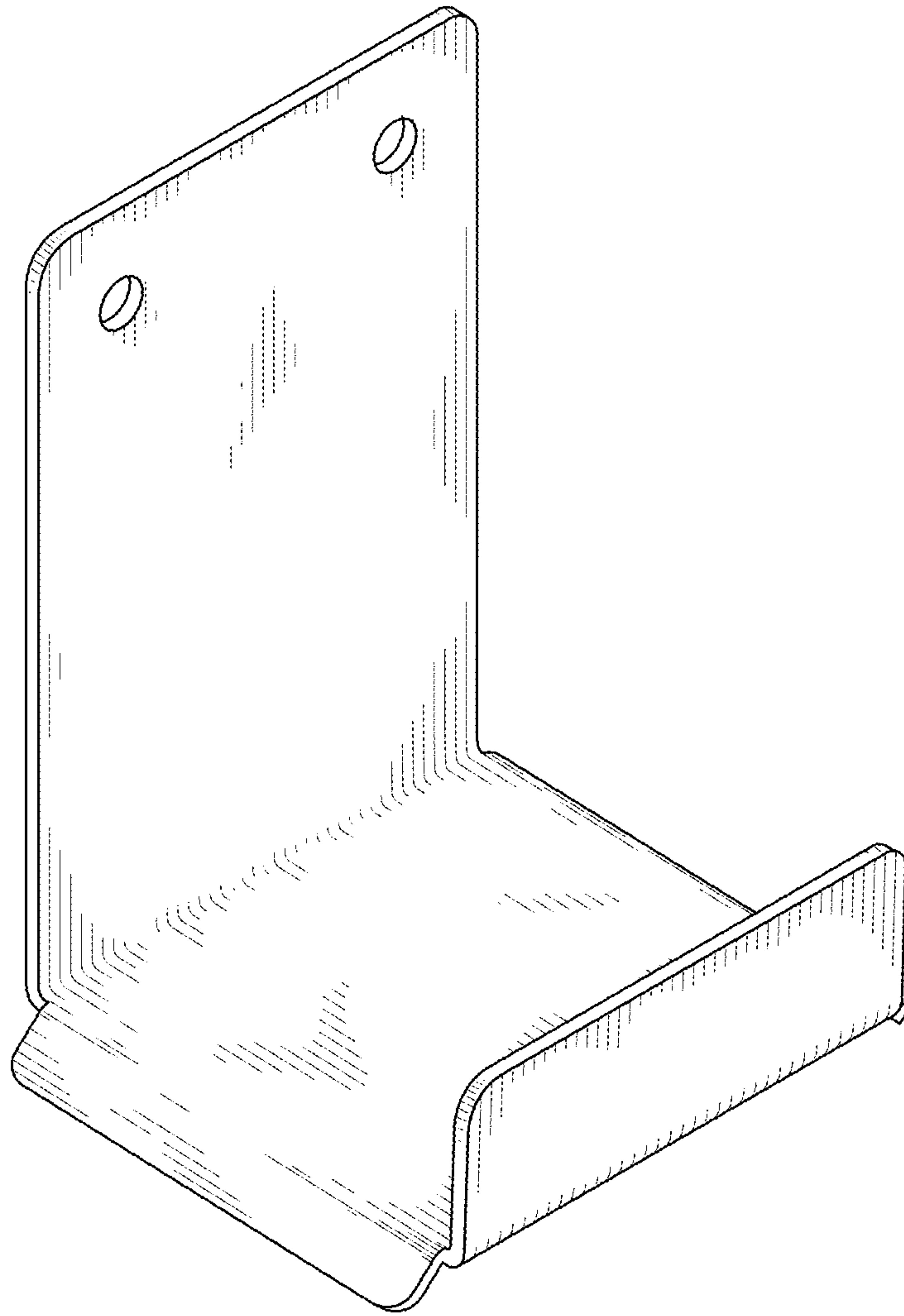


FIG. 1

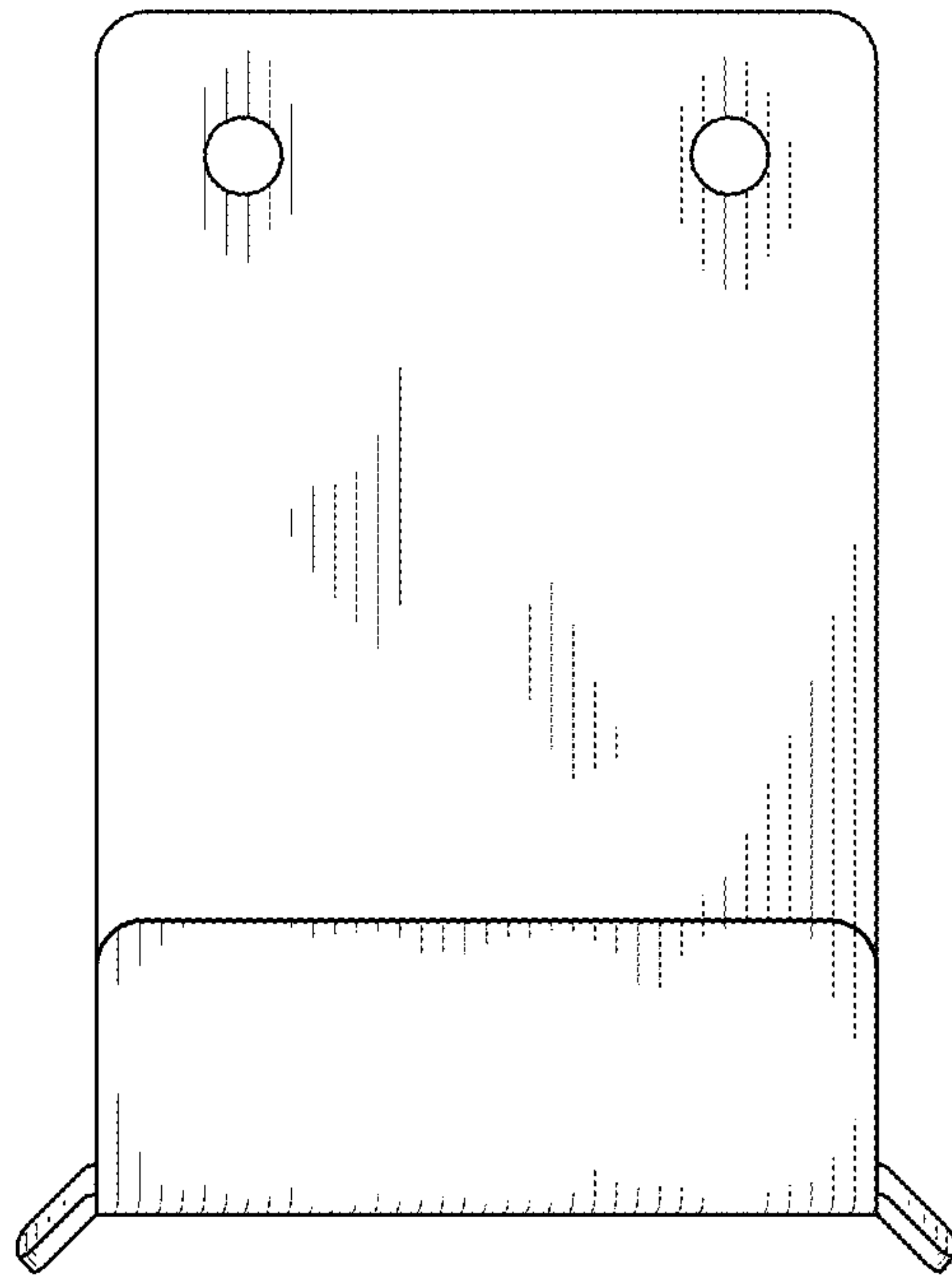


FIG. 2

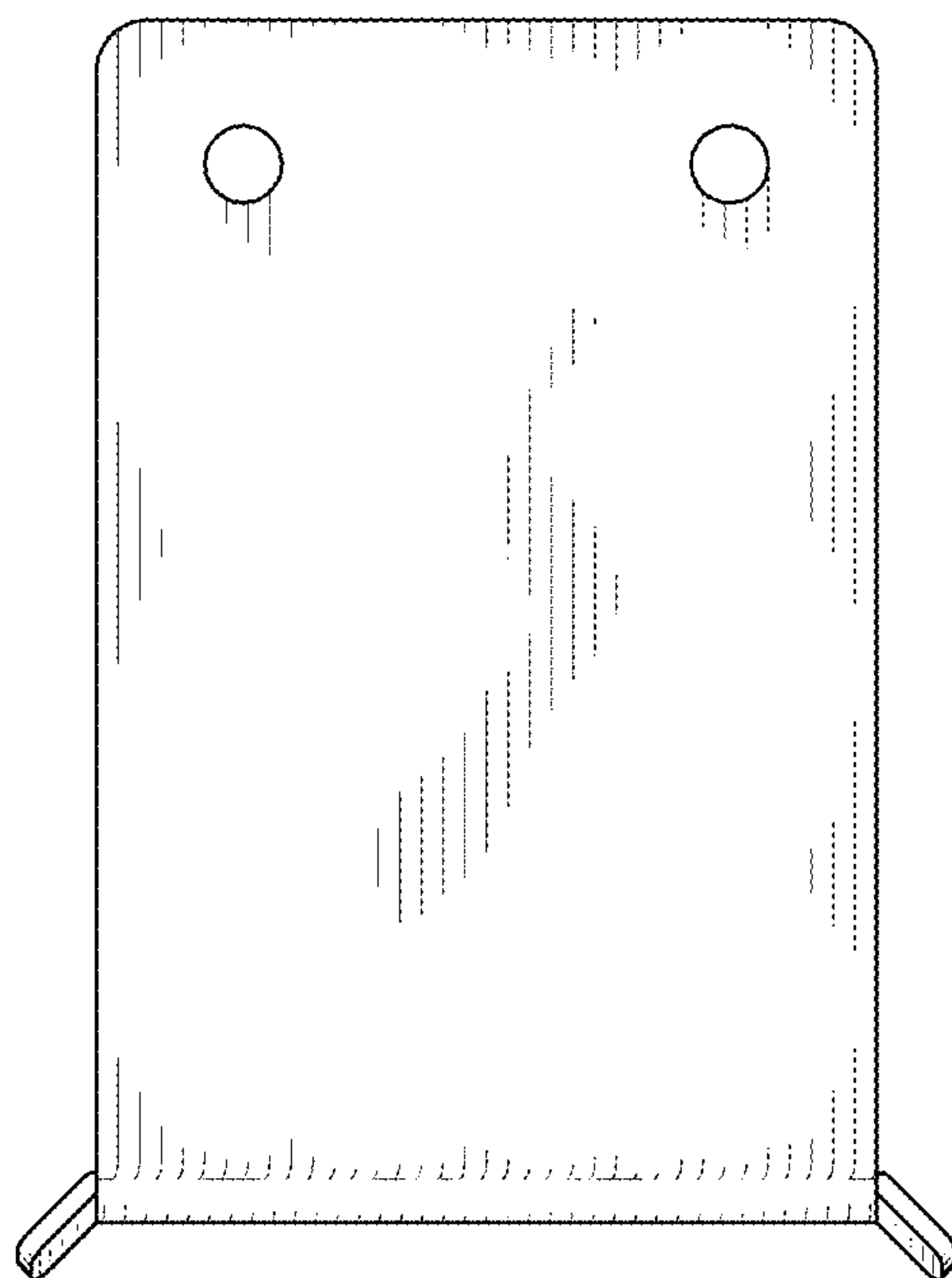


FIG. 3

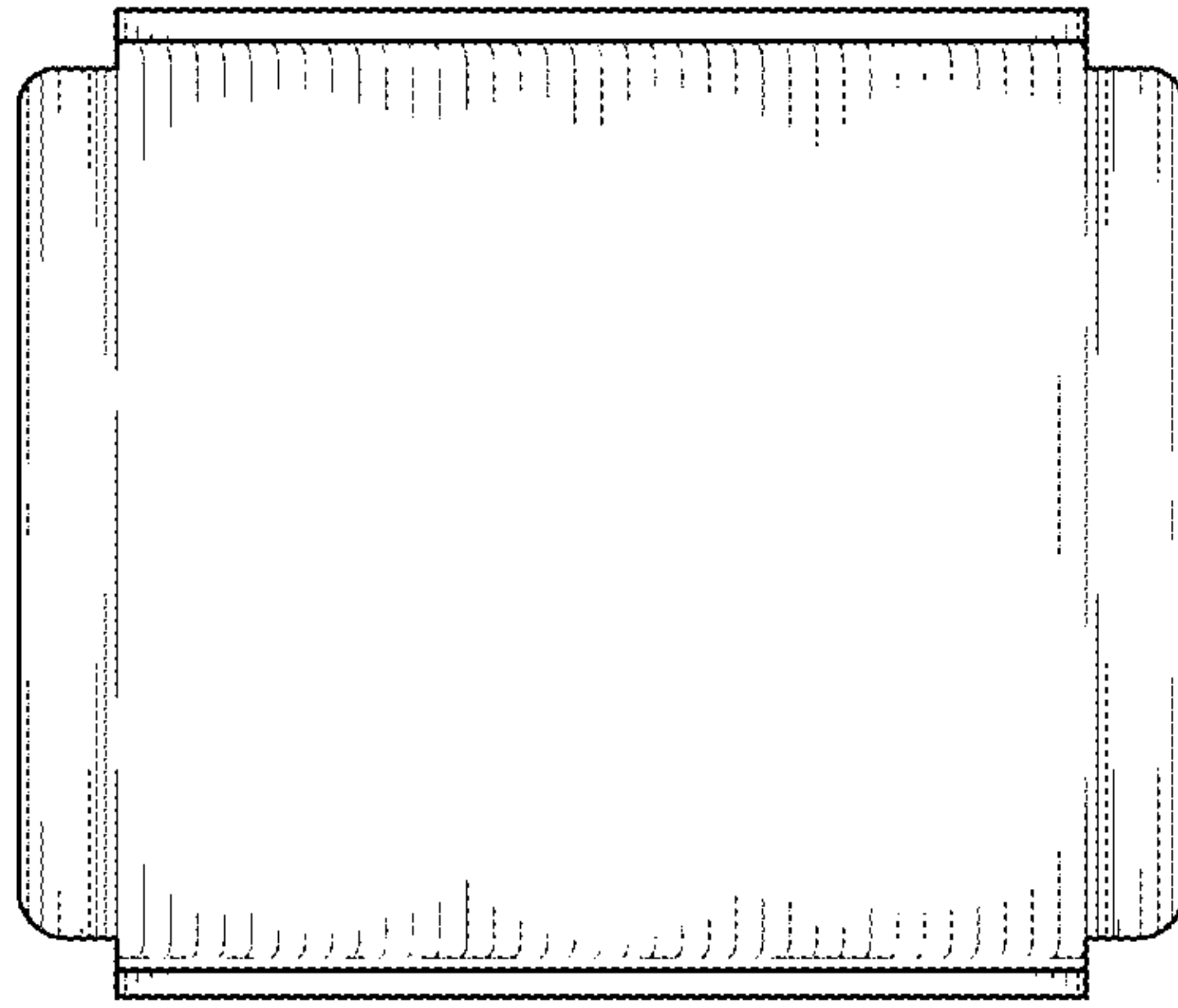


FIG. 4

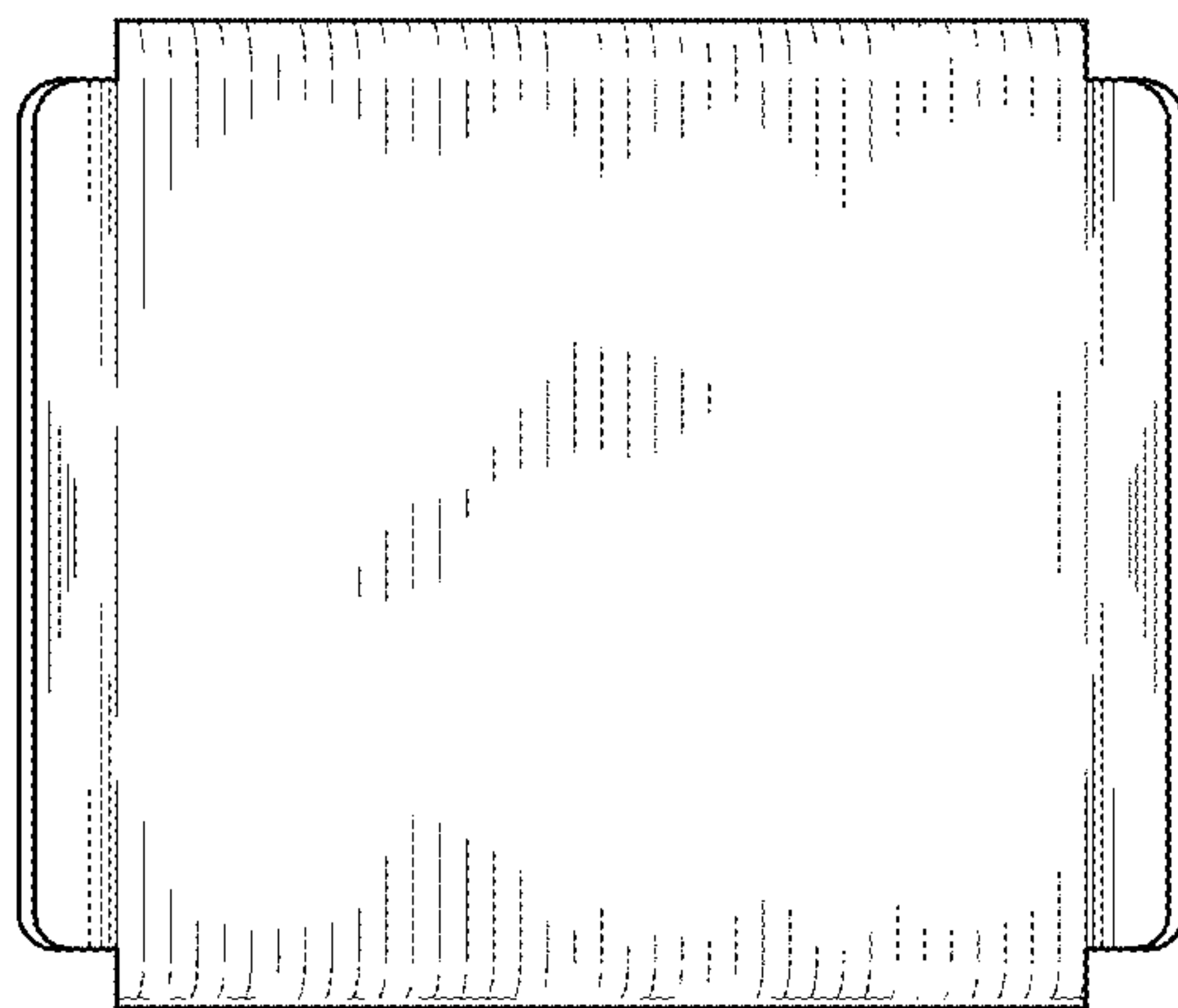


FIG. 5




FIG. 6




FIG. 7