



US00D730718S

(12) **United States Design Patent**  
**Lin**

(10) **Patent No.:** **US D730,718 S**  
(45) **Date of Patent:** **\*\* Jun. 2, 2015**

- (54) **CONNECTOR OF MOLD**
- (71) Applicant: **CHERNG JIN TECHNOLOGY CO., LTD.**, Changhua County (TW)
- (72) Inventor: **Chien-Chih Lin**, Changhua County (TW)
- (73) Assignee: **Cherng Jin Technology Co., Ltd.**, Changhua County (TW)
- (\*\*) Term: **14 Years**
- (21) Appl. No.: **29/437,899**
- (22) Filed: **Nov. 21, 2012**
- (51) **LOC (10) Cl.** ..... **08-08**
- (52) **U.S. Cl.**  
USPC ..... **D8/349; D8/382**
- (58) **Field of Classification Search**  
USPC ..... **D8/349, 382; D13/133; 403/403, 205, 403/231, 170, 172, 316**  
See application file for complete search history.

- D427,050 S \* 6/2000 Bryan ..... D8/382
- D467,790 S \* 12/2002 Roberts et al. .... D8/356
- D494,054 S \* 8/2004 Mine et al. .... D8/382
- D504,304 S \* 4/2005 Hancock ..... D8/354
- D583,224 S \* 12/2008 Holdsworth ..... D8/382
- D588,445 S \* 3/2009 Holdsworth ..... D8/382
- D615,847 S \* 5/2010 Tezak et al. .... D8/349
- 8,147,162 B1 \* 4/2012 Burnett et al. .... 403/292
- D683,467 S \* 5/2013 Jensen et al. .... D24/227
- D703,031 S \* 4/2014 Thach ..... D8/382

\* cited by examiner

*Primary Examiner* — Mark Goodwin

(74) *Attorney, Agent, or Firm* — Ming Chow; Sinorica, LLC

(57) **CLAIM**

The ornamental design for a connector of mold, as shown and described.

**DESCRIPTION**


FIG. 1 is a perspective view of a connector of mold showing my new design;  
 FIG. 2 is a right side view thereof;  
 FIG. 3 is a top view thereof;  
 FIG. 4 is a front view thereof;  
 FIG. 5 is a bottom view thereof;  
 FIG. 6 is a left side view thereof;  
 FIG. 7 is a rear view thereof; and,  
 FIG. 8 is a perspective view thereof showing the connector in use condition mounted on a mold.  
 The broken line showing of a mold and the extra connectors is included for the purpose of illustrating environmental structure only and forms no part of the claimed design.

**1 Claim, 8 Drawing Sheets**

(56) **References Cited**

**U.S. PATENT DOCUMENTS**

- D234,811 S \* 4/1975 Stentz ..... D26/67
- D234,812 S \* 4/1975 Stentz ..... D26/67
- D234,813 S \* 4/1975 Stentz ..... D26/67
- 3,999,876 A \* 12/1976 Manchester, Jr. .... 403/316
- D312,645 S \* 12/1990 Moller et al. .... D15/136
- D317,927 S \* 7/1991 Kern ..... D15/135
- D371,504 S \* 7/1996 Massie ..... D8/349
- D384,271 S \* 9/1997 Kozyrski ..... D8/382
- D400,428 S \* 11/1998 Sabounjian ..... D8/382
- D404,996 S \* 2/1999 Ross ..... D8/382






FIG. 1

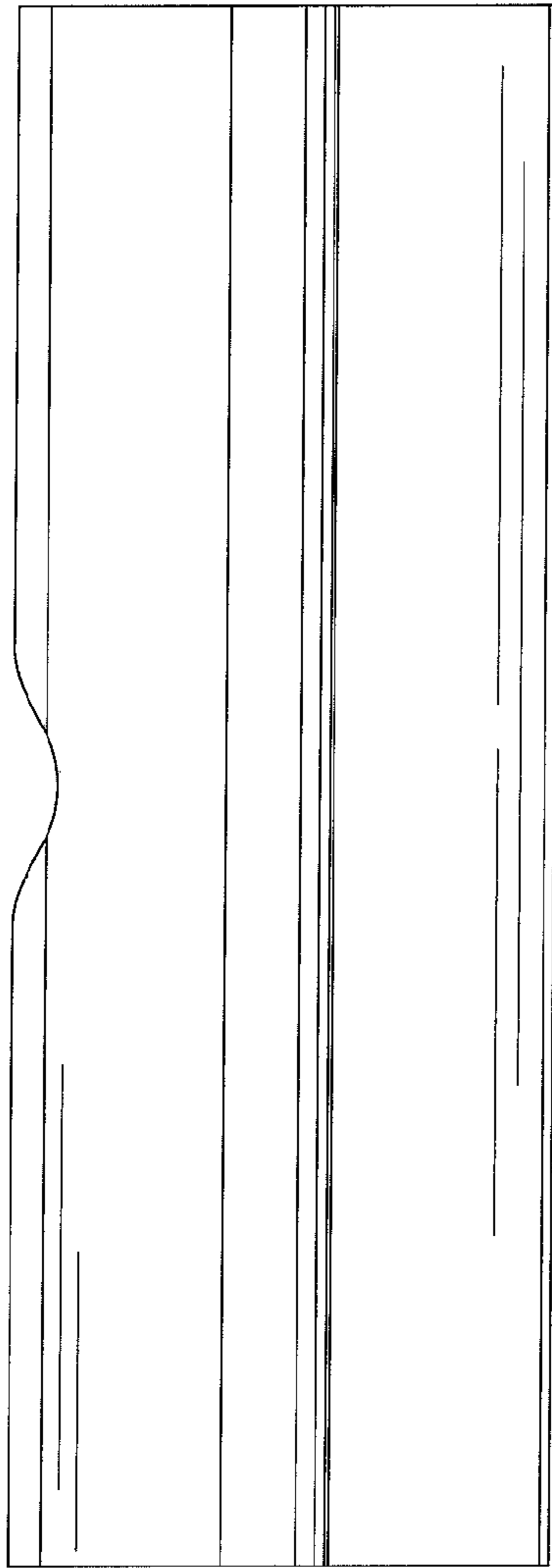


FIG. 2

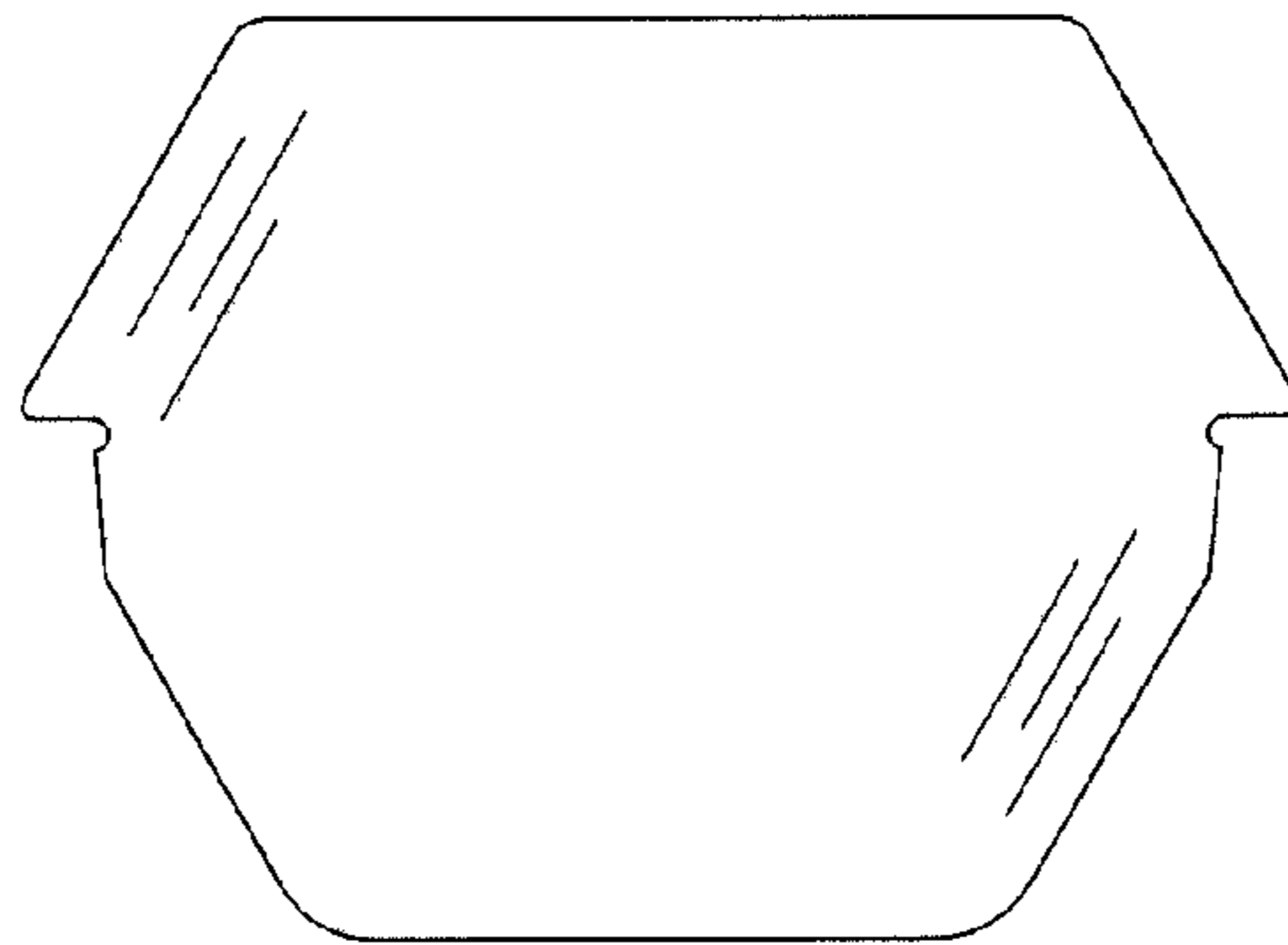


FIG. 3

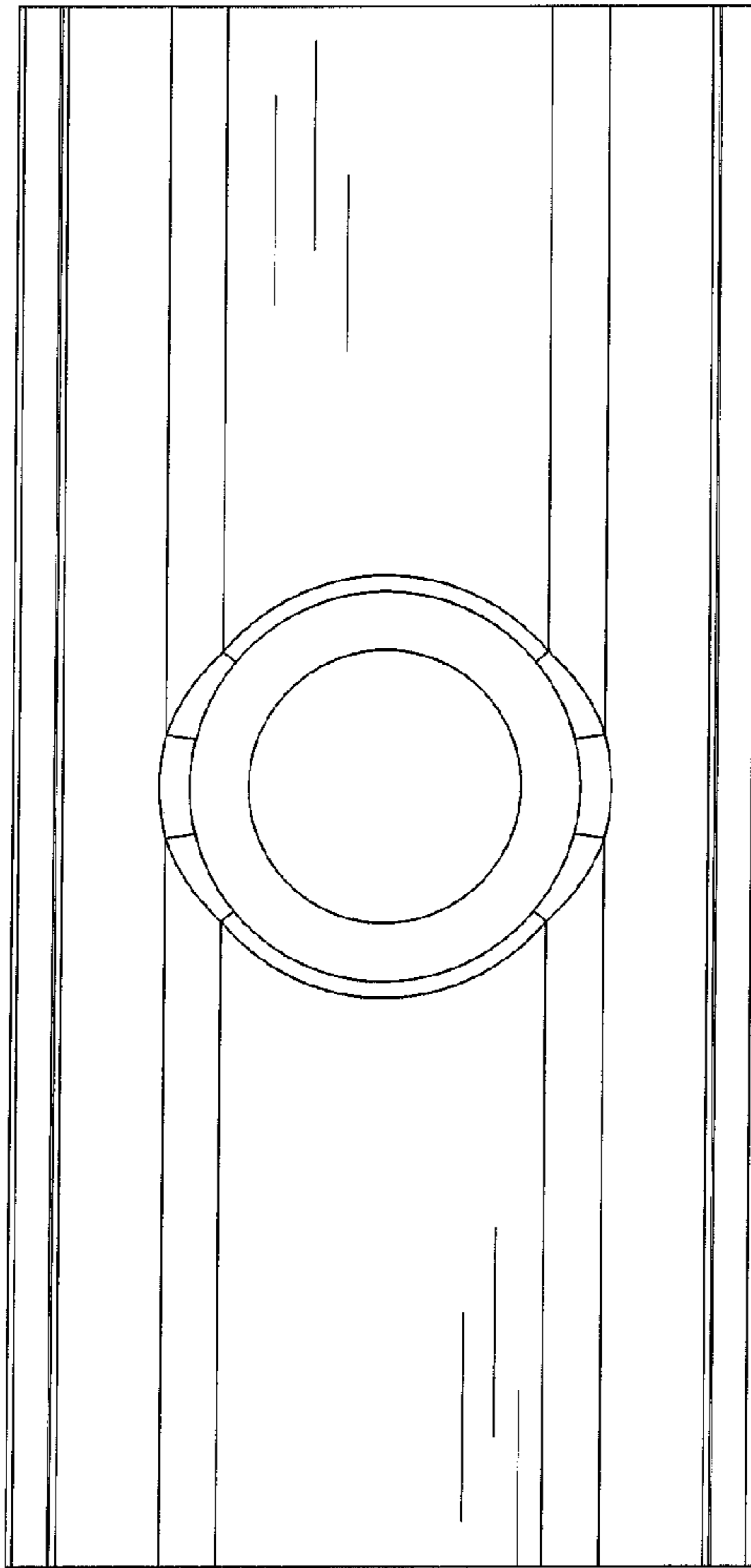


FIG. 4

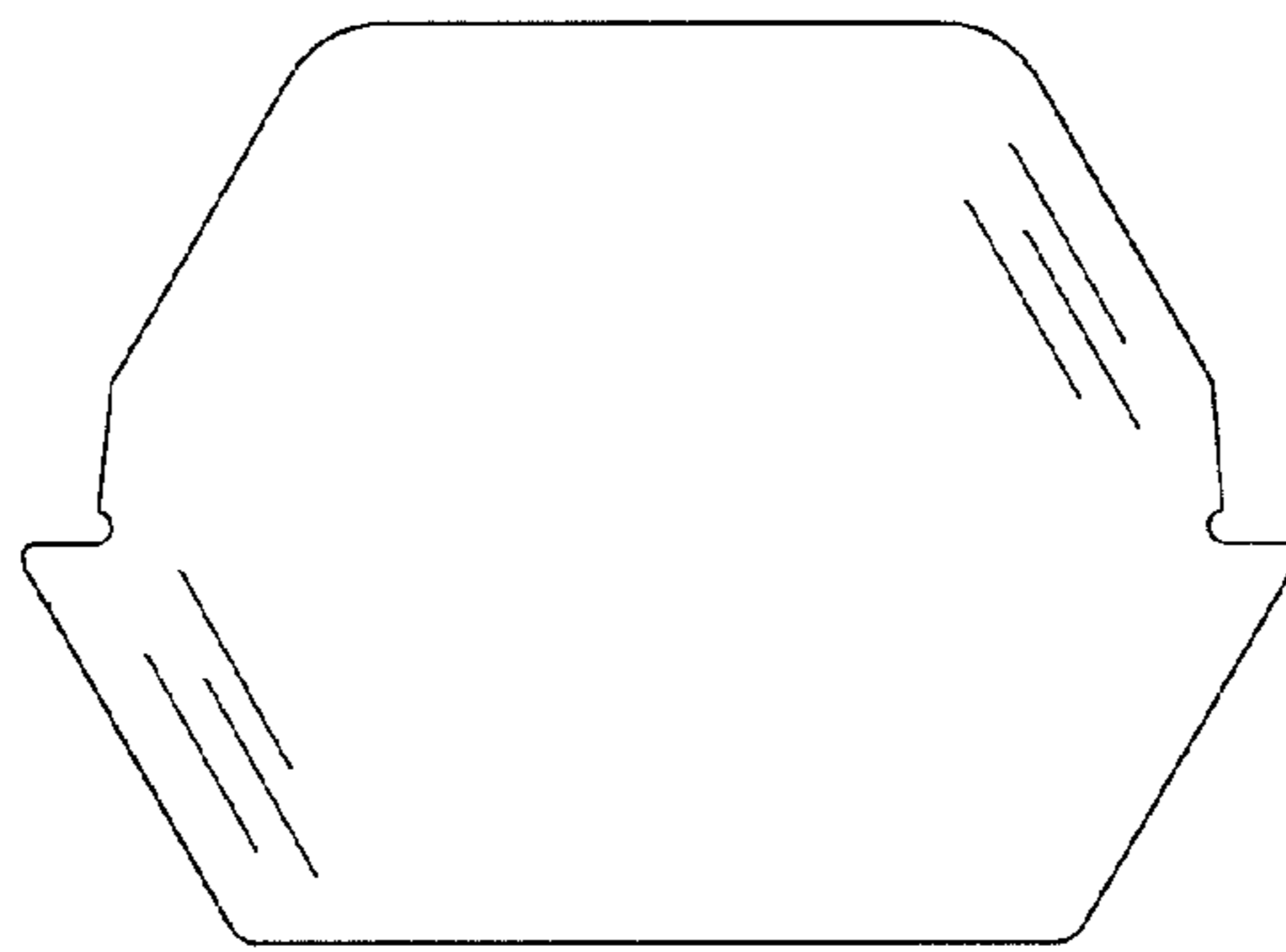


FIG. 5




FIG. 6

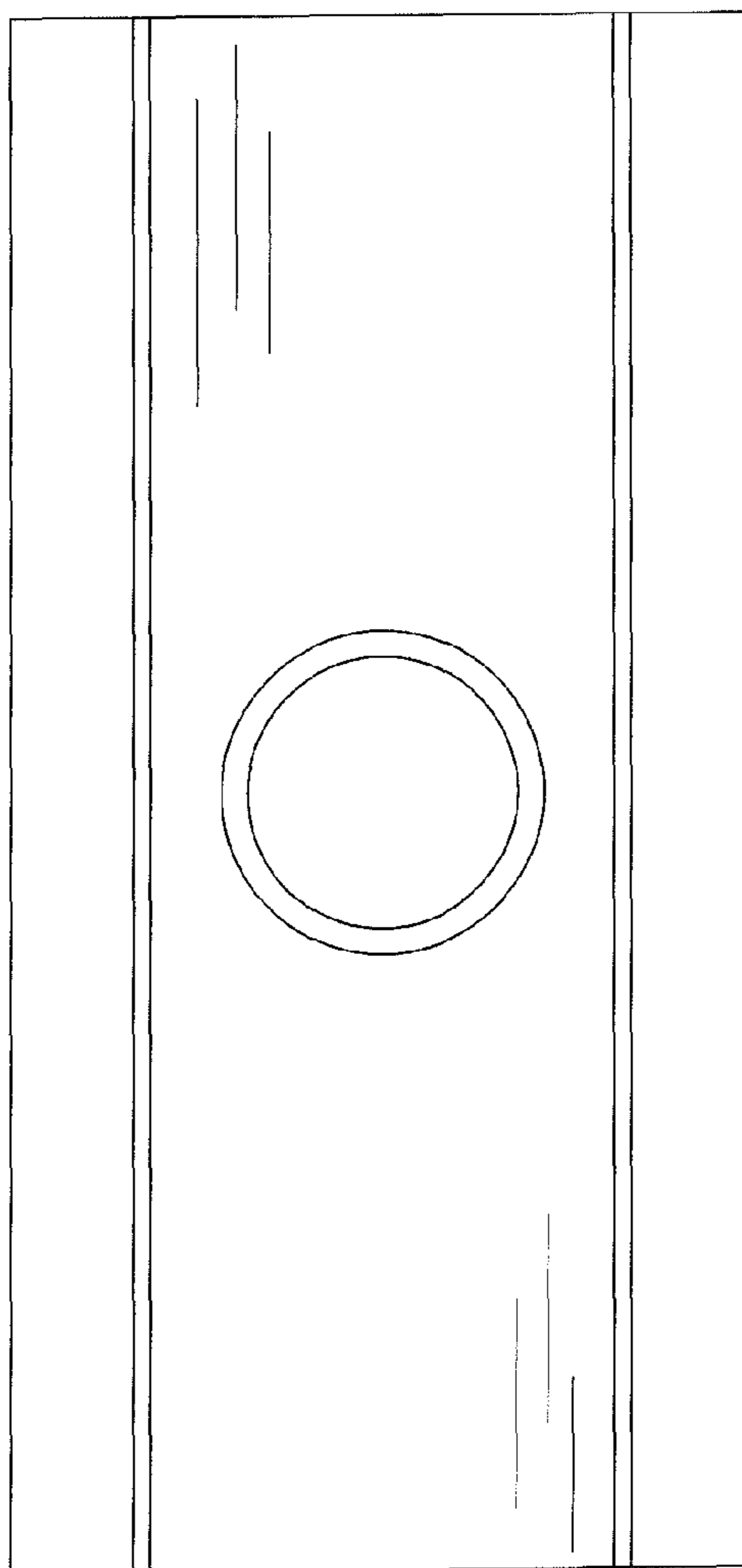


FIG. 7



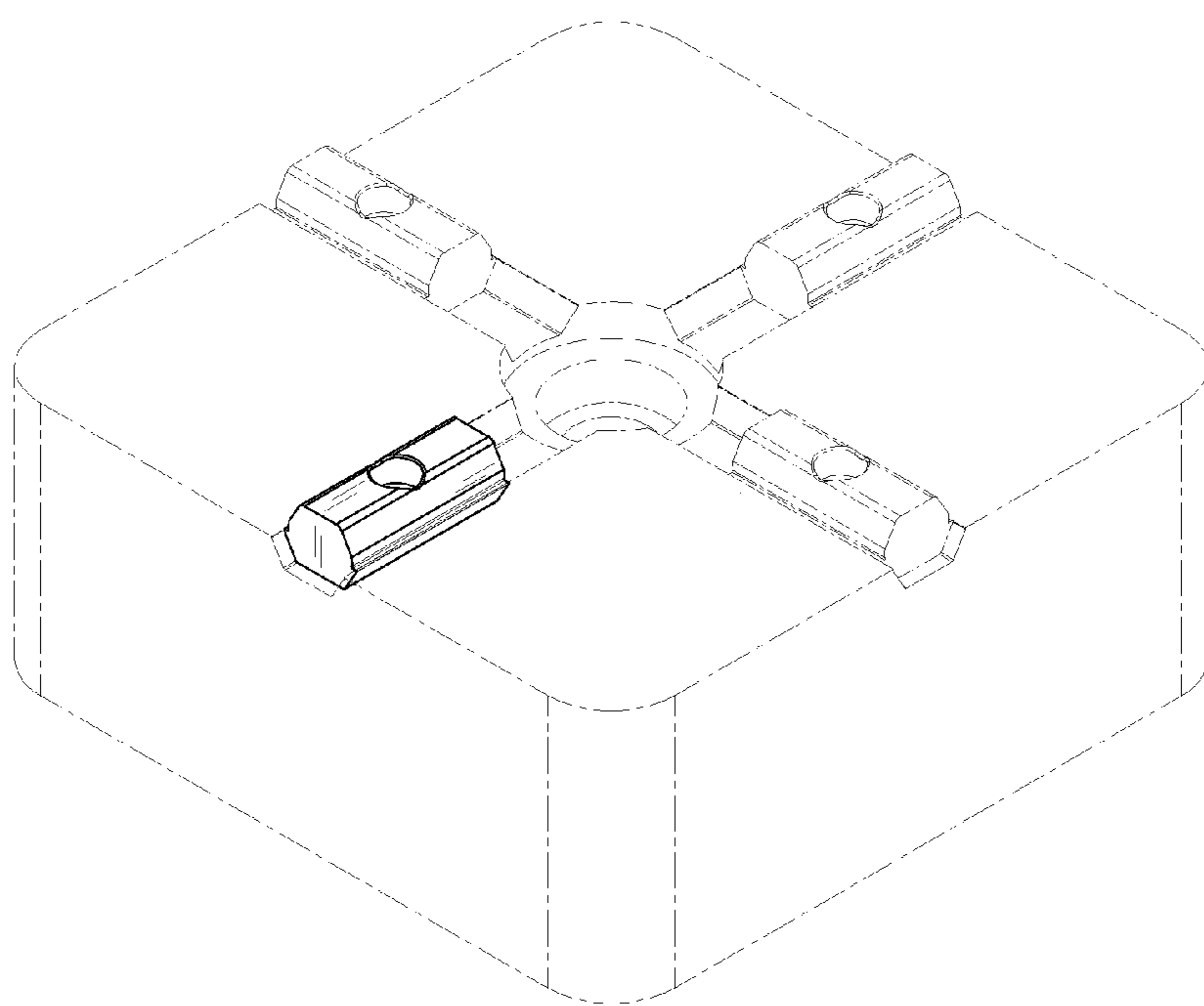


FIG. 8