

US00D730707S

(12) **United States Design Patent**
Reedy

(10) **Patent No.:** **US D730,707 S**
(45) **Date of Patent:** **** Jun. 2, 2015**

- (54) **GRIP FOR HAND TOOL**
- (71) Applicant: **Irwin Industrial Tool Company**,
Huntersville, NC (US)
- (72) Inventor: **Michael H. Reedy**, Portage, MI (US)
- (73) Assignee: **IRWIN INDUSTRIAL TOOL**
COMPANY, Huntersville, NC (US)

D577,563	S	*	9/2008	Chen	D8/107
D577,981	S	*	10/2008	Peterson et al.	D8/107
D600,092	S	*	9/2009	Peterson et al.	D8/107
D618,980	S	*	7/2010	Wang	D8/107
D619,869	S	*	7/2010	Garcia et al.	D8/107
D619,870	S	*	7/2010	Garcia et al.	D8/107
D679,976	S	*	4/2013	Chiu	D8/107
D680,398	S	*	4/2013	Ritter	D8/52
2009/0049960	A1	*	2/2009	Heinsohn	81/416

- (**) Term: **14 Years**
- (21) Appl. No.: **29/483,556**
- (22) Filed: **Feb. 28, 2014**
- (51) **LOC (10) Cl.** **08-05**
- (52) **U.S. Cl.**
USPC **D8/52**
- (58) **Field of Classification Search**
USPC D8/4, 51-56, 58, 71, 81, 104-107;
81/385, 405, 407-409, 411, 415-418,
81/326, 424.5, 427.5, 426, 427, 300, 318,
81/329, 342, 393; D24/153, 133, 148;
D22/150
CPC B25B 7/00; B25B 7/02; B25B 7/08;
H02G 1/1202; H02G 1/1204; H02G 1/1234;
H02G 1/1212
See application file for complete search history.

FOREIGN PATENT DOCUMENTS

DE	19955276	10/2000
DE	000715230-0002	6/2007
DE	000715230-0003	6/2007
DE	000715230-0004	6/2007
DE	000951009-0001	6/2008

(Continued)

Primary Examiner — Ian Simmons
Assistant Examiner — Harold Blackwell, II

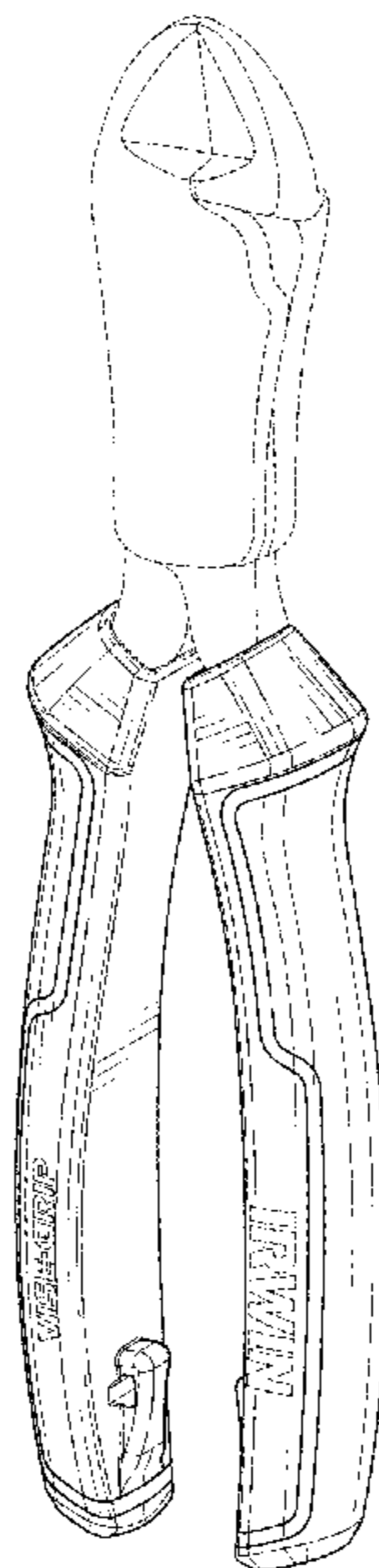
(57) **CLAIM**
The ornamental design for a “grip for hand tool,” as shown and described.

DESCRIPTION

FIG. 1 is a perspective view of the grip for a hand tool; FIG. 2 is a front view of the grip for a hand tool; FIG. 3 is a rear view of the grip for a hand tool; FIG. 4 is a right side view of the grip for a hand tool; FIG. 5 is a left side view of the grip for a hand tool; FIG. 6 is a bottom view of the grip for a hand tool; and, FIG. 7 is a top view of the grip for a hand tool. The head of the hand tool shown in broken lines illustrates the unclaimed environment of the claimed design. The remaining broken lines in the drawings illustrate portions of the grip for hand tool which form no part of the claimed design.

1 Claim, 6 Drawing Sheets

- (56) **References Cited**
U.S. PATENT DOCUMENTS
D262,090 S * 12/1981 Wahlberg D8/58
D299,108 S * 12/1988 Brdnik D8/107
D464,554 S * 10/2002 Chen D8/107
D494,040 S * 8/2004 Phillips D8/107
D532,267 S * 11/2006 Chen D8/52
D544,770 S * 6/2007 Yang D8/52



(56)

References Cited

FOREIGN PATENT DOCUMENTS

DE 102007044118 3/2009
DE 102009021809 11/2010

DE 001849902-0001 4/2011
DE 001849902-0003 4/2011
DE 19928837 11/2012
DE 002193573-0001 2/2013

* cited by examiner

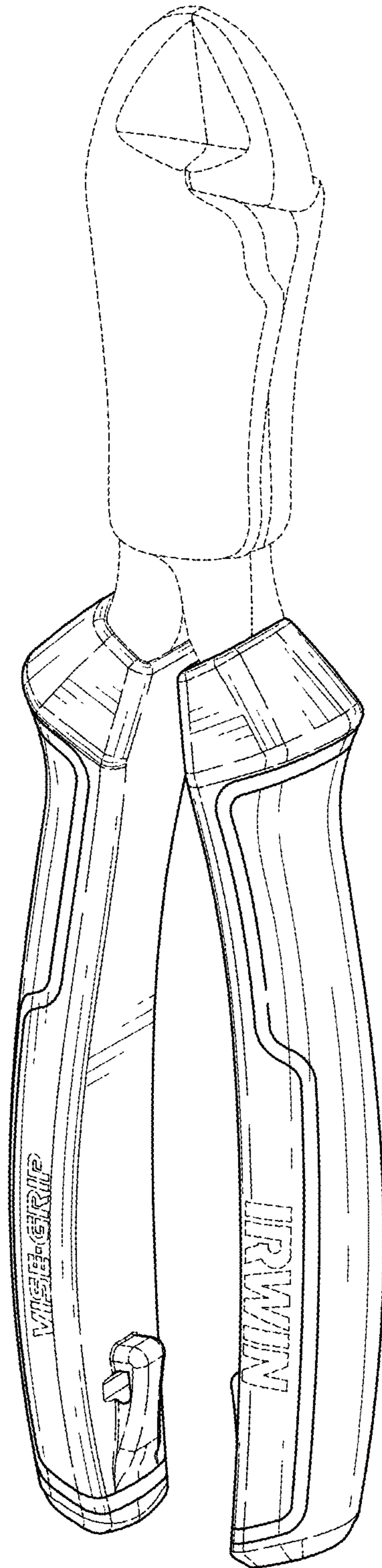


FIG. 1

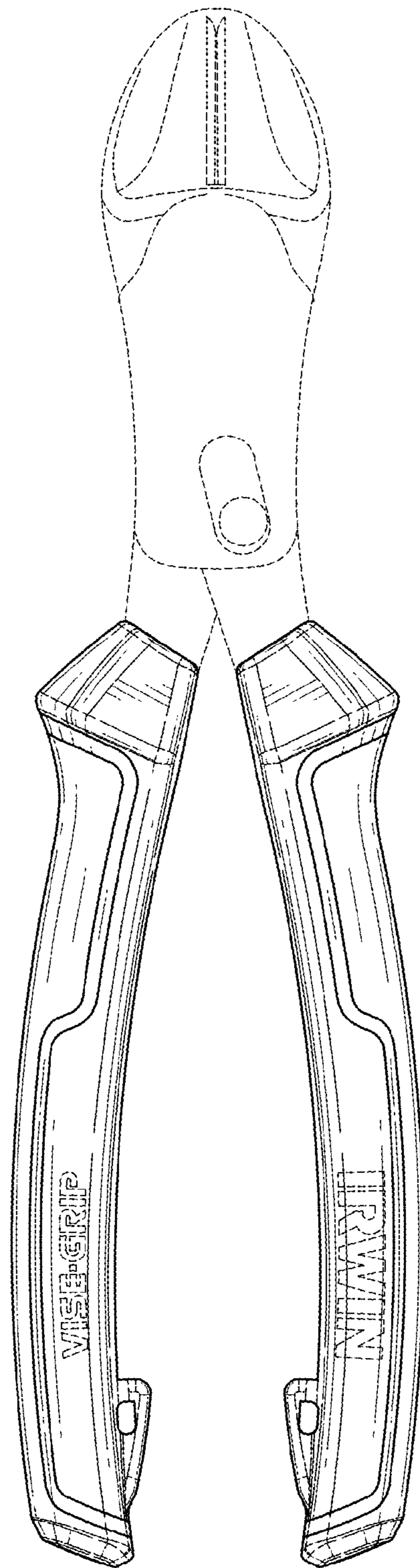


FIG. 2

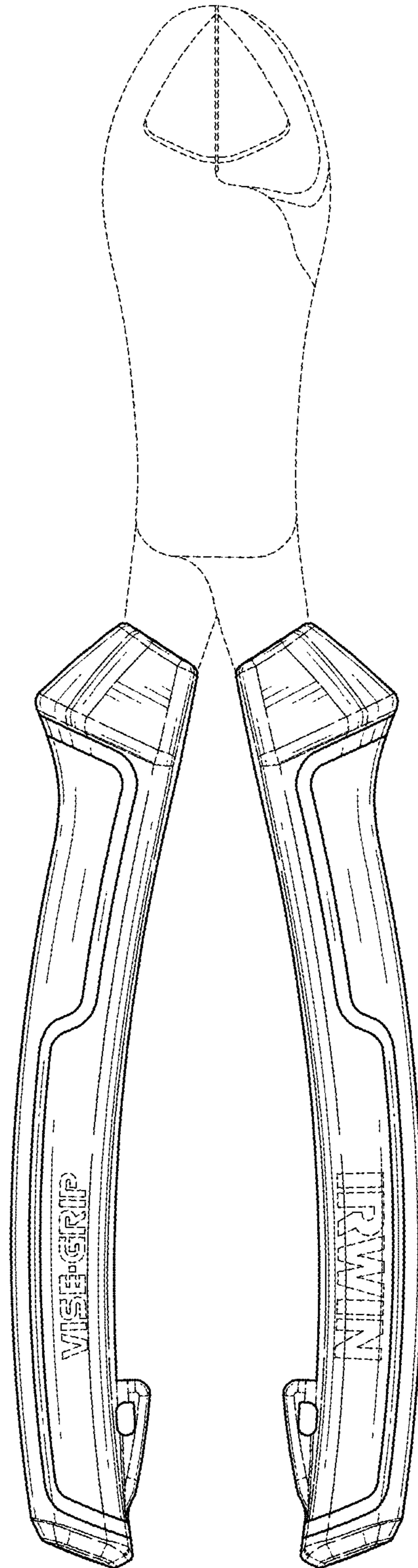


FIG. 3

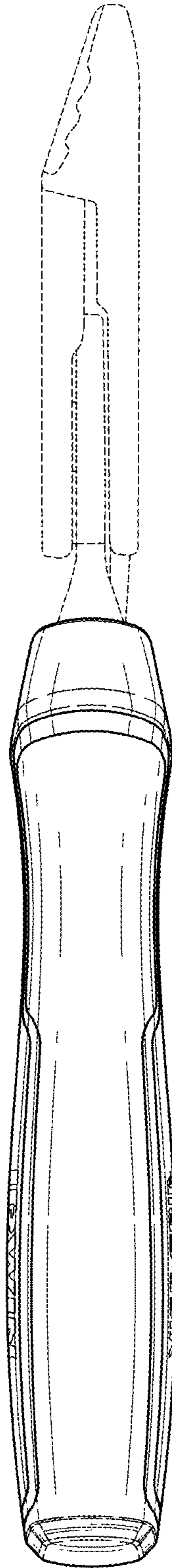


FIG. 4

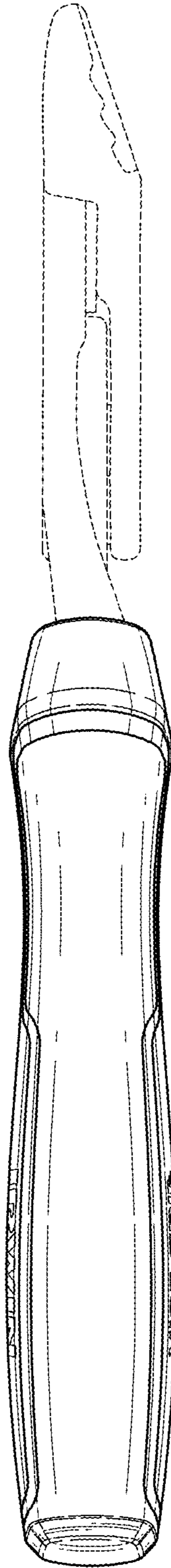


FIG. 5

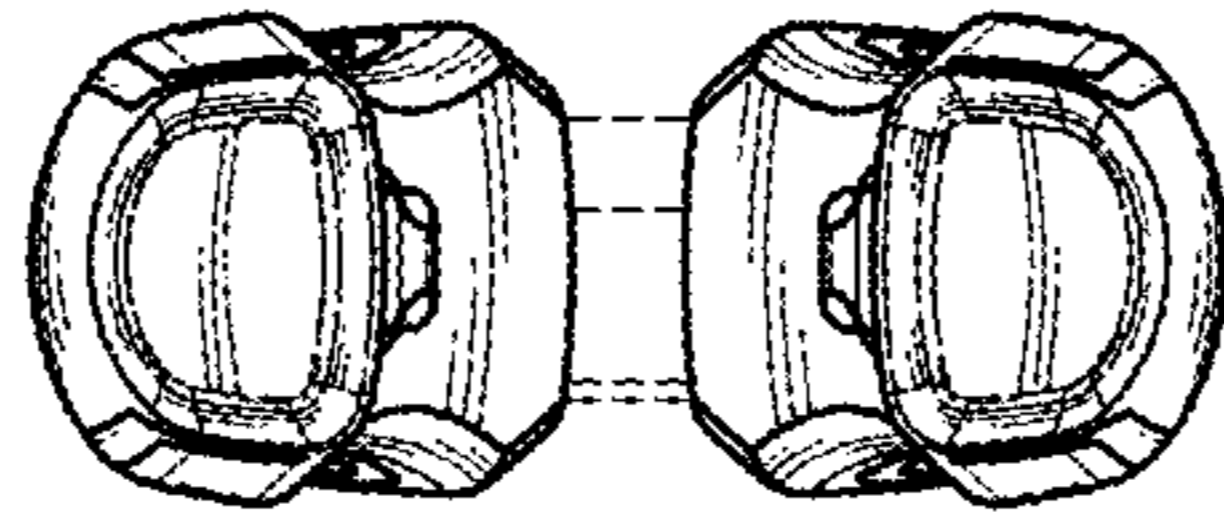


FIG. 6

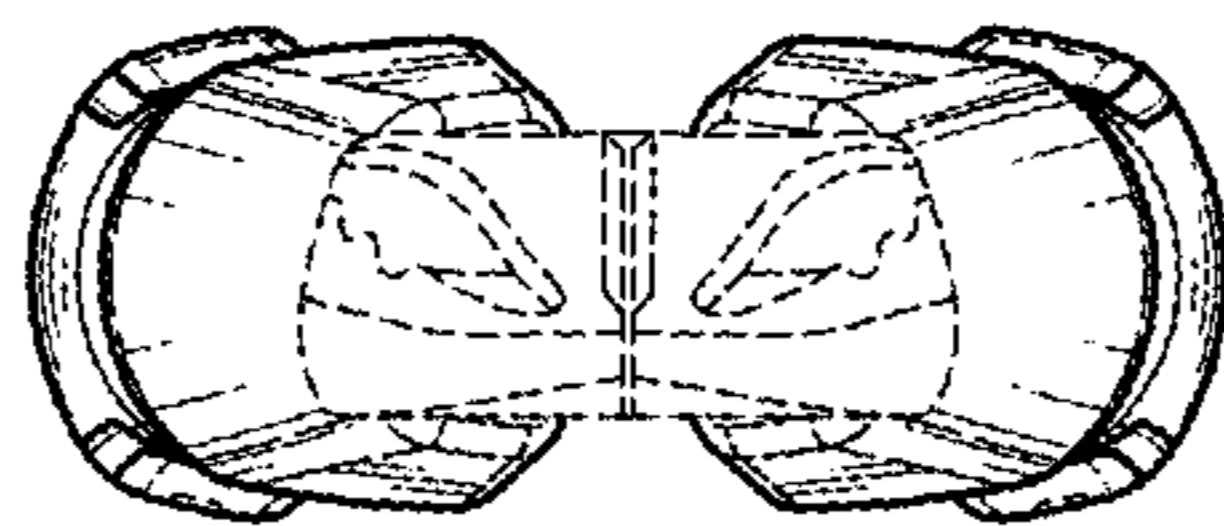


FIG. 7